



US00D529695S

(12) **United States Design Patent**
Cockrell

(10) **Patent No.:** **US D529,695 S**

(45) **Date of Patent:** **** Oct. 10, 2006**

- (54) **SLIP RESISTANT SOLE**
- (75) Inventor: **John Cockrell**, Greensboro, NC (US)
- (73) Assignee: **Shoes for Crews, Inc.**, West Palm Beach, FL (US)
- (**) Term: **14 Years**
- (21) Appl. No.: **29/207,630**
- (22) Filed: **Jun. 15, 2004**
- (51) **LOC (8) Cl.** **02-04**
- (52) **U.S. Cl.** **D2/959; D2/951; D2/953; D2/957; D2/960**
- (58) **Field of Classification Search** D2/902, D2/946-949, 951-960; 36/3 B, 22 R, 24.5, 36/25 R, 28, 32 R, 34 R, 67 A, 59 C
See application file for complete search history.

- D388,241 S * 12/1997 Merceron D2/959
- D389,995 S 2/1998 Cockrell
- D394,342 S 5/1998 Schneider
- D401,743 S 12/1998 Wunsel
- D402,451 S 12/1998 Wunsel
- D405,944 S 2/1999 Sessa
- D412,239 S 7/1999 Sorofman
- D412,394 S 8/1999 Loveder
- D414,317 S 9/1999 Lubart
- D424,793 S 5/2000 Lubart
- D433,792 S 11/2000 Cockrell
- D445,243 S 7/2001 Cockrell
- D446,912 S 8/2001 Cockrell
- D446,914 S 8/2001 Cockrell
- D446,915 S 8/2001 Cockrell
- D446,916 S 8/2001 Cockrell
- D447,326 S 9/2001 Cockrell
- D462,159 S * 9/2002 Covatch D2/960
- D482,851 S * 12/2003 McClaskie D2/956
- D497,243 S * 10/2004 McClaskie D2/951

* cited by examiner

(56) **References Cited**

U.S. PATENT DOCUMENTS

- D16,018 S * 4/1885 Elliott D2/959
- 354,693 A 12/1886 Dick
- D51,643 S * 1/1918 Johnson D2/959
- D51,644 S 1/1918 Johnson
- D51,645 S * 1/1918 Johnson D2/954
- D51,646 S * 1/1918 Johnson D2/954
- 1,650,466 A 11/1927 Righter
- D117,831 S 11/1939 Johnson
- D119,266 S 3/1940 Johnson
- 2,580,840 A 1/1952 Rogndal
- D196,490 S 10/1963 Papoutsy
- 3,616,552 A 11/1971 Kniffin
- D259,823 S 7/1981 Greenlee
- D316,627 S 5/1991 Schneider
- 5,168,643 A 12/1992 Laurain
- 5,203,792 A 4/1993 Kaiser
- D335,572 S 5/1993 Peterson
- D346,480 S 5/1994 Davidson
- D356,885 S 4/1995 Poole, Jr.
- D362,745 S 10/1995 Skrivanek
- D366,952 S 2/1996 Pyle
- D370,993 S * 6/1996 Mantee D2/959
- D373,896 S 9/1996 Parker

Primary Examiner—Celia A. Murphy

(74) *Attorney, Agent, or Firm*—McHale & Slavin, P.A.

(57) **CLAIM**

The ornamental design for a slip resistant sole, as shown and described.

DESCRIPTION

FIG. 1 is a bottom plan view of a slip resistant sole showing my new design, the broken lines showing an arched shape in the toe area defining the interior boundary of the design, with the broken lines and the area within, forming no part of the claim;

FIG. 2 is a top plan view thereof;

FIG. 3 is a front view thereof;

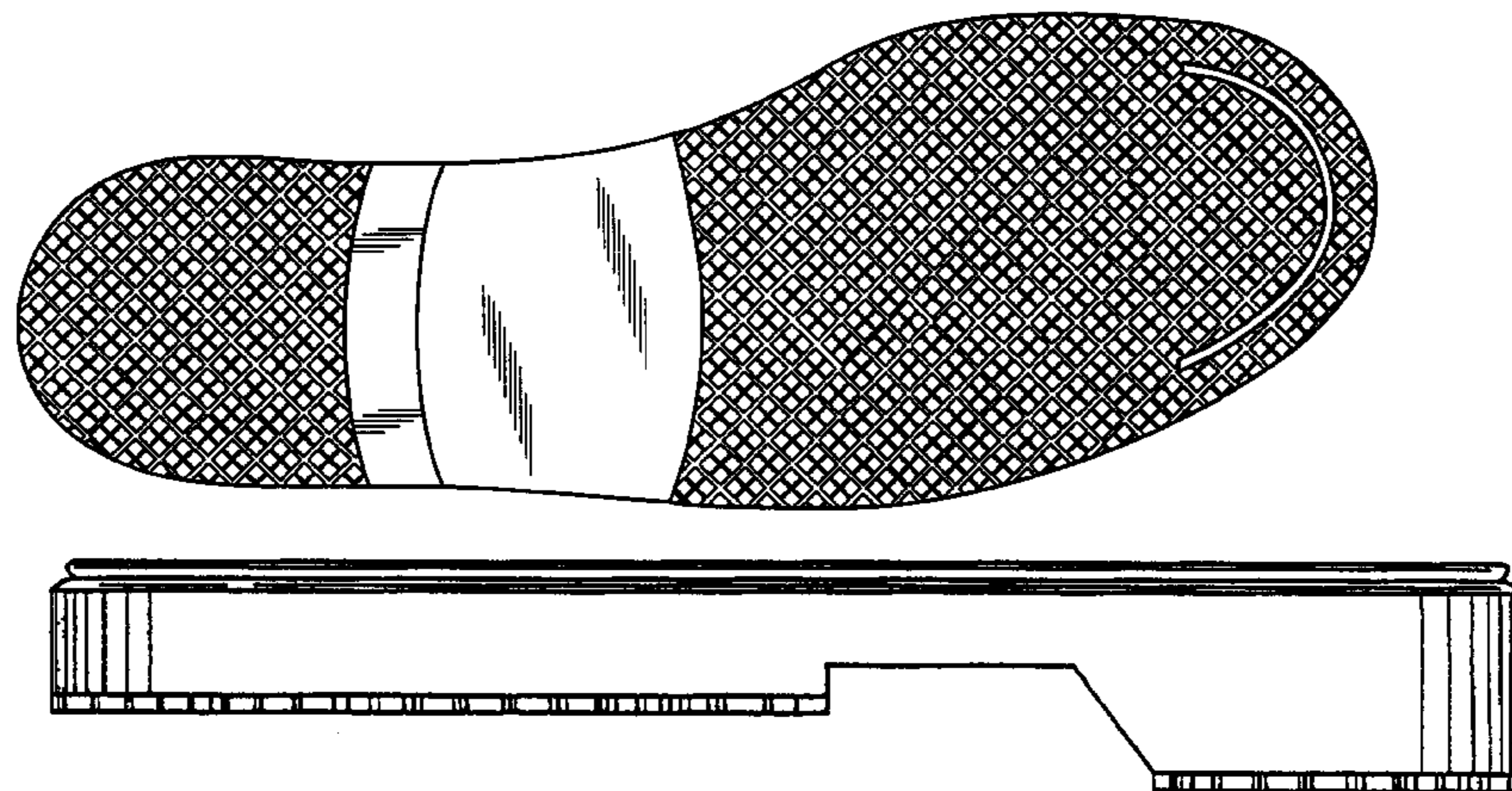
FIG. 4 is a rear view thereof;

FIG. 5 is a right side view thereof; and,

FIG. 6 is a left side view thereof.

The innermost broken line around the perimeter of FIG. 2 illustrates the boundary of the design, with the broken line itself, and the area within, forming no part of the claim.

1 Claim, 2 Drawing Sheets



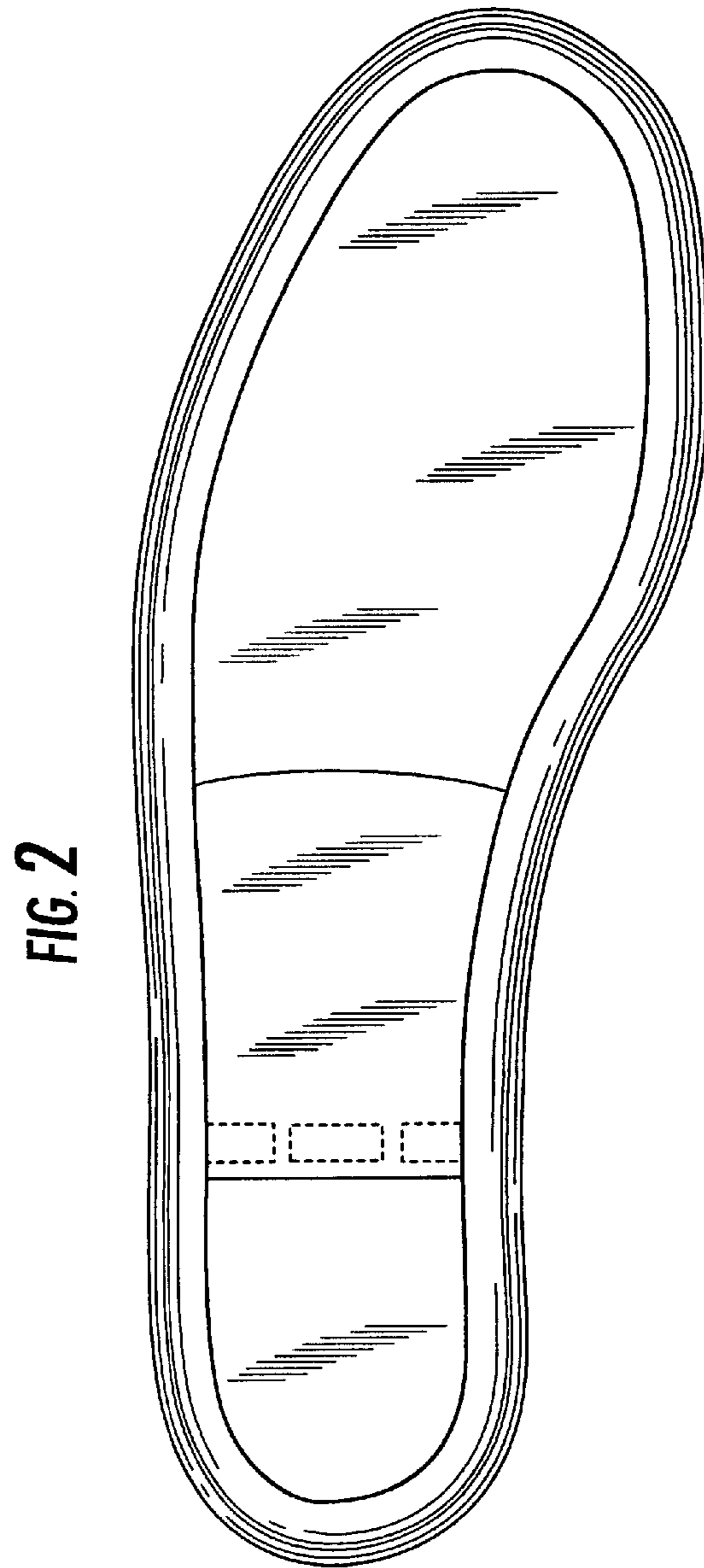
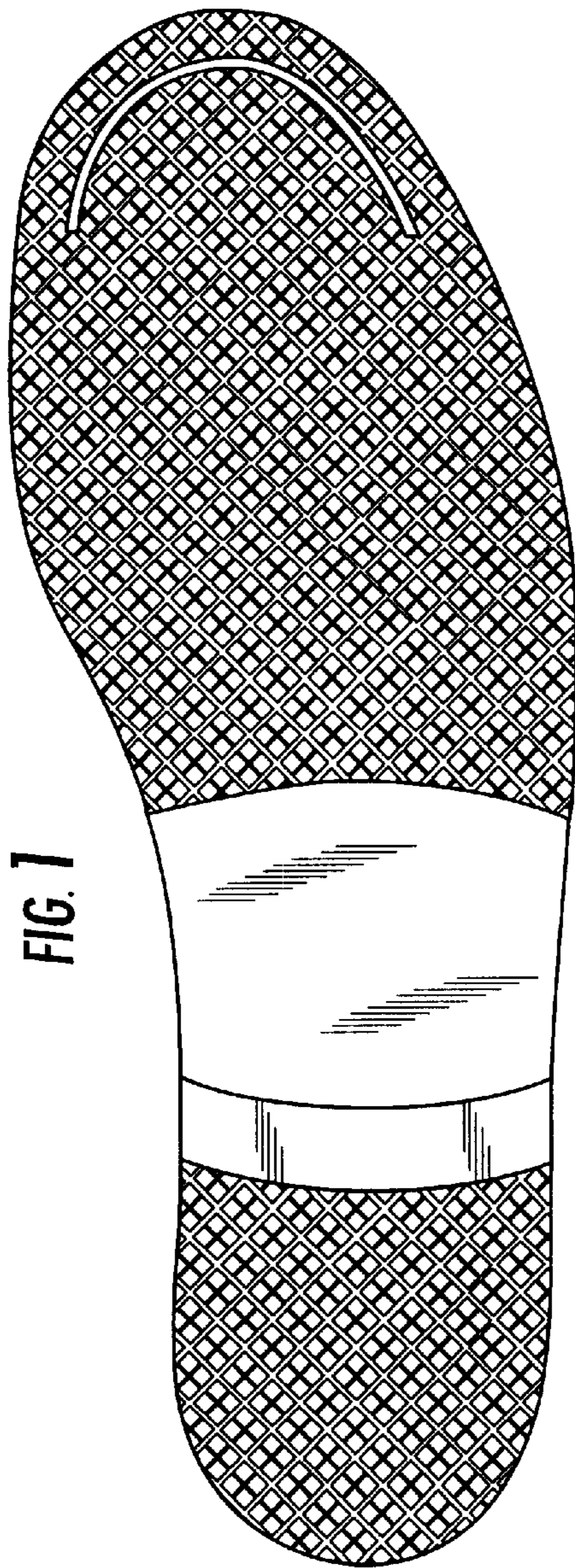


FIG. 3

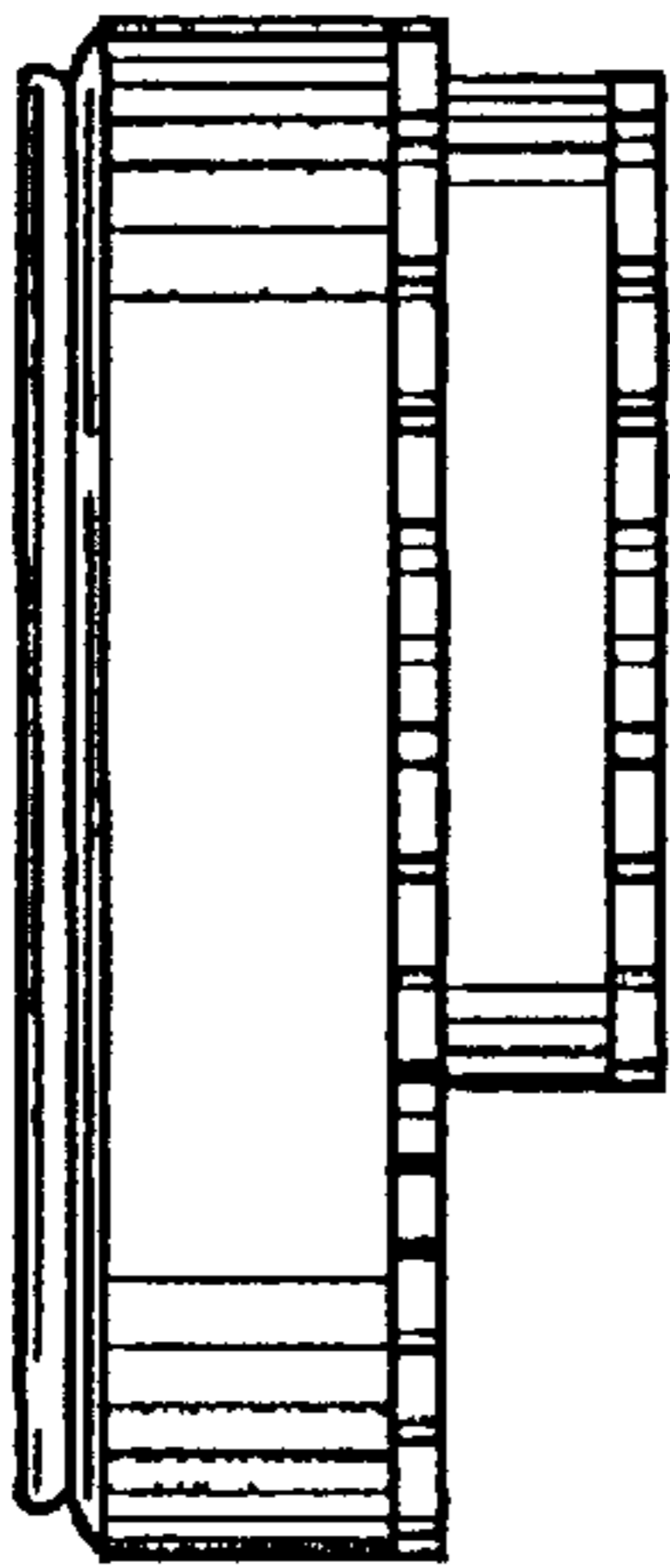


FIG. 4




FIG. 5

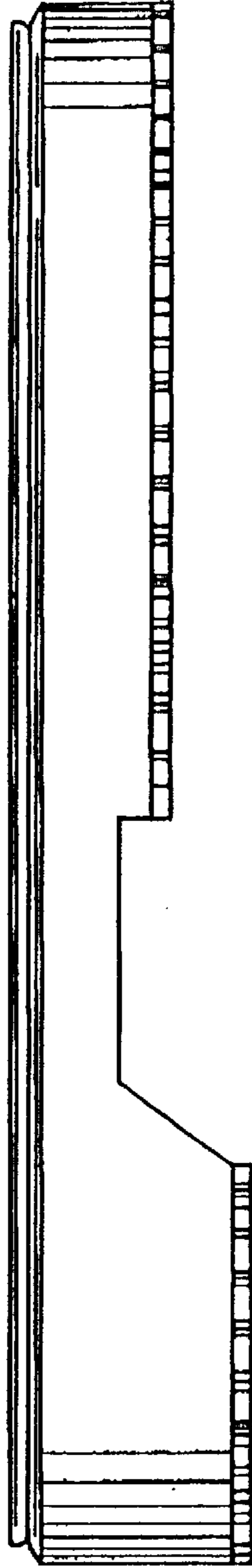


FIG. 6

