



US00D529693S

(12) **United States Design Patent** (10) **Patent No.:** **US D529,693 S**
Le (45) **Date of Patent:** **** Oct. 10, 2006**

(54) **PORTION OF AN ARTICLE OF FOOTWEAR**

(75) Inventor: **Tuan Le**, Portland, OR (US)

(73) Assignee: **Deckers Outdoor Corporation**, Goleta, CA (US)

(**) Term: **14 Years**

(21) Appl. No.: **29/214,904**

(22) Filed: **Oct. 12, 2004**

(51) **LOC (8) Cl.** **02-04**

(52) **U.S. Cl.** **D2/957; D2/951; D2/953; D2/960**

(58) **Field of Classification Search** D2/902,
D2/947-949, 951-957, 959-961, 964; 36/3 B,
36/22 R, 24.5, 25 R, 28, 32 R, 34 R, 67 A,
36/59 C

See application file for complete search history.

(56) **References Cited**

U.S. PATENT DOCUMENTS

D61,017 S	5/1922	Heilhecker	
D94,079 S	12/1934	Fowler	
D189,839 S	* 3/1961	Nakashima	D2/917
2,981,011 A	* 4/1961	Lombardo	36/59 R
D193,501 S	* 9/1962	Doherty	D2/959
D241,586 S	* 9/1976	Sebestik	D2/955
D253,139 S	* 10/1979	Foldes	D2/916
4,438,573 A	* 3/1984	McBarron	36/3 B
D286,342 S	10/1986	Stubblefield	D2/320
4,641,438 A	2/1987	Laird et al.	36/59
D288,621 S	* 3/1987	Surpuriya et al.	D2/961
D295,113 S	4/1988	Zuidema et al.	D2/320
D298,483 S	11/1988	Liggett et al.	D2/320
4,897,936 A	2/1990	Fuerst	36/30
D329,534 S	9/1992	Worthington	D2/320
D331,313 S	12/1992	Lesbirel	D2/320
D339,461 S	9/1993	Kayano	D2/320
D364,265 S	11/1995	Murray	D2/951
D367,952 S	3/1996	Shea	D2/908
D372,576 S	* 8/1996	Mills et al.	D2/960
D377,411 S	1/1997	Murray	D2/953
D378,549 S	3/1997	Murai et al.	D2/957

D379,862 S	6/1997	Morgan	D2/953
D380,075 S	* 6/1997	Sell et al.	D2/959
D387,891 S	12/1997	Vestuti	D2/959
D388,314 S	* 12/1997	Tresser	D2/954
D390,690 S	2/1998	Murai et al.	D2/953
D393,142 S	* 4/1998	Brown	D2/908
D395,742 S	7/1998	Wurfbain et al.	D2/957
D397,546 S	* 9/1998	Merceron	D2/951
D398,745 S	9/1998	Cass	D2/954
D401,396 S	11/1998	Kayano	D2/954
D402,446 S	12/1998	Kelchak	D2/952
D405,943 S	* 2/1999	Merceron	D2/957
D415,339 S	10/1999	Rombis	D2/960
D424,287 S	5/2000	Edwards	D2/957
D440,748 S	* 4/2001	Morgan	D2/957
D440,749 S	4/2001	Rogers	D2/959
D441,946 S	* 5/2001	Agnew et al.	D2/960
D468,082 S	* 1/2003	Brown	D2/955
D468,518 S	1/2003	Sedlbauer	D2/959
D470,999 S	* 3/2003	Schroeder et al.	D2/957
D490,225 S	* 5/2004	McClaskie	D2/960
D496,778 S	10/2004	Le	D2/959
D500,400 S	1/2005	Le	D2/959
2004/0168349 A1	* 9/2004	Cole	36/25 R

* cited by examiner

Primary Examiner—Celia A. Murphy

(74) *Attorney, Agent, or Firm*—Greer, Burns & Crain, Ltd.

(57) **CLAIM**

The ornamental design for a portion of an article of footwear, as shown and described.

DESCRIPTION

FIG. 1 is a bottom perspective view of a portion of an article of footwear showing my new design; FIG. 2 is a right side elevational view thereof; FIG. 3 is a left side elevational view thereof; FIG. 4 is a bottom plan view thereof; FIG. 5 is a top plan view thereof; FIG. 6 is a front elevational view thereof; and, FIG. 7 is a rear elevational view thereof. The broken line showing of FIGS. 1-7 is for illustrative purposes only and forms no part of the claimed design.

1 Claim, 6 Drawing Sheets

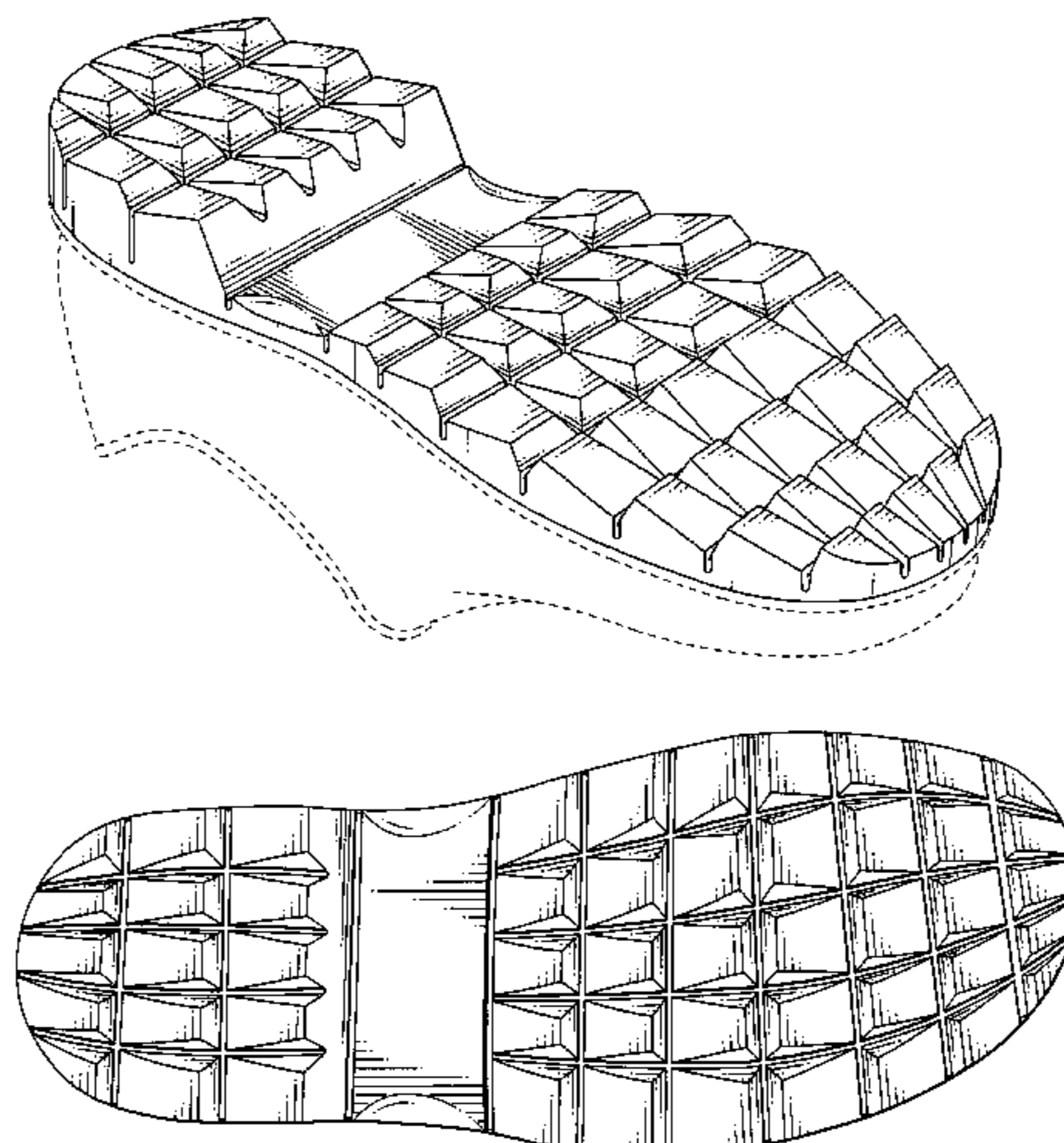
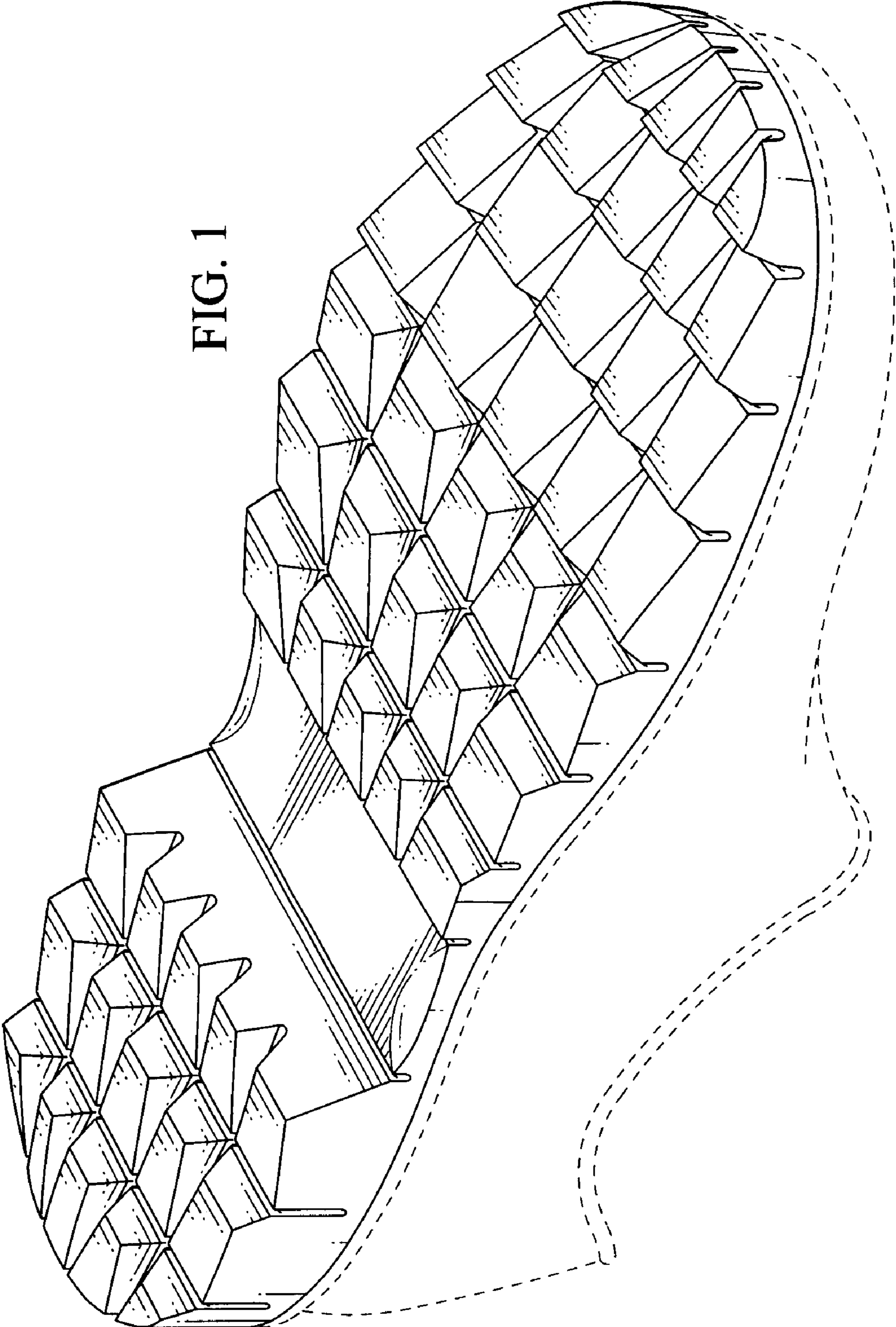


FIG. 1



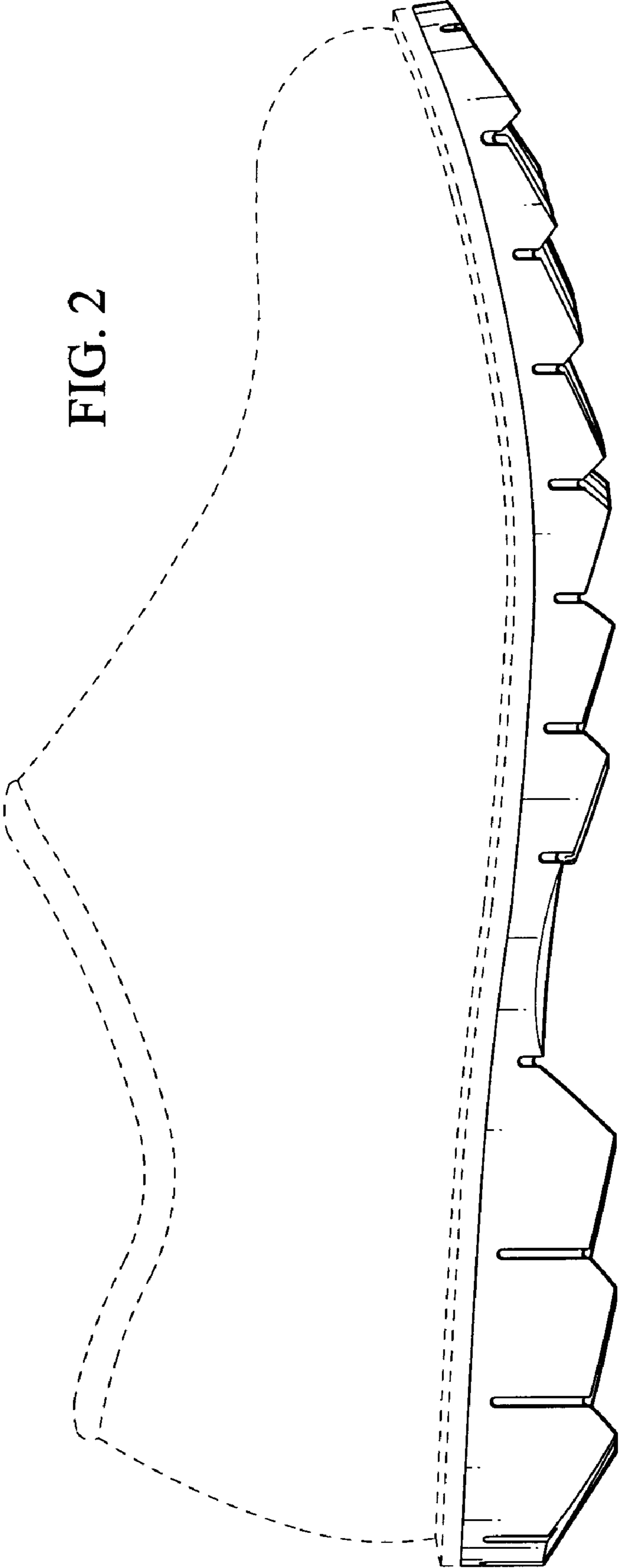


FIG. 2

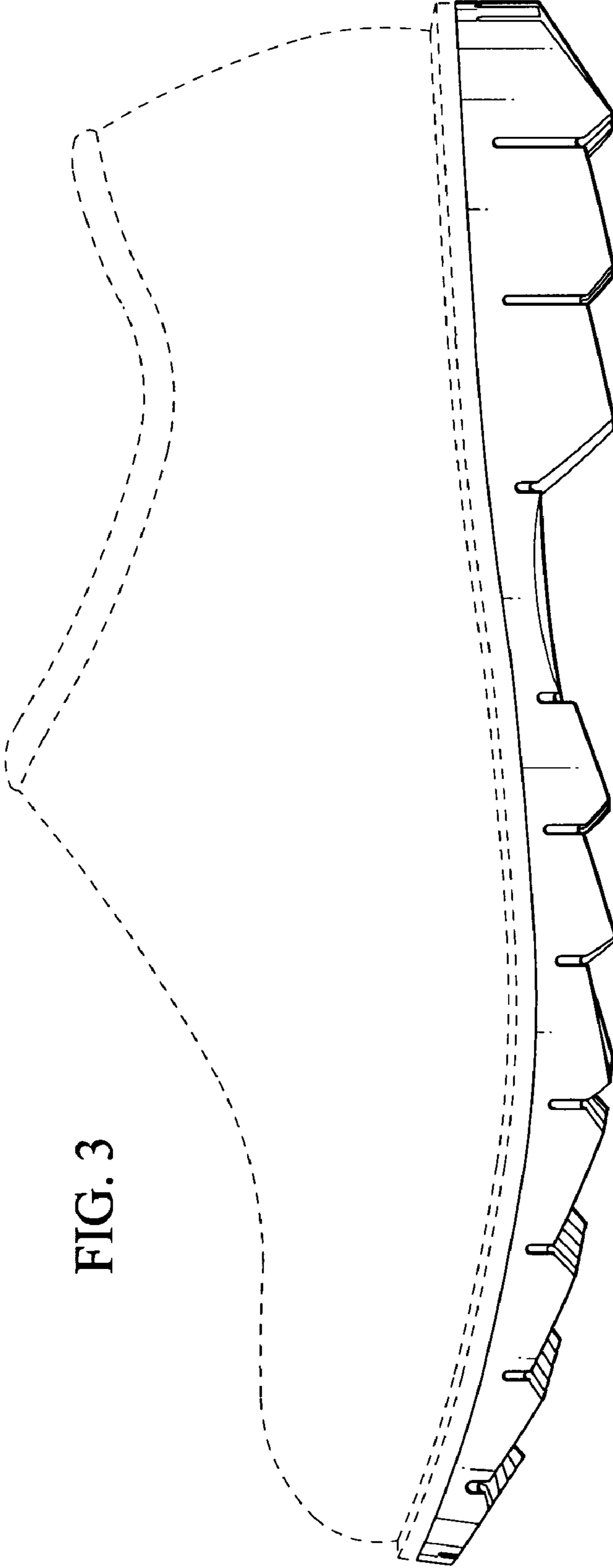


FIG. 3

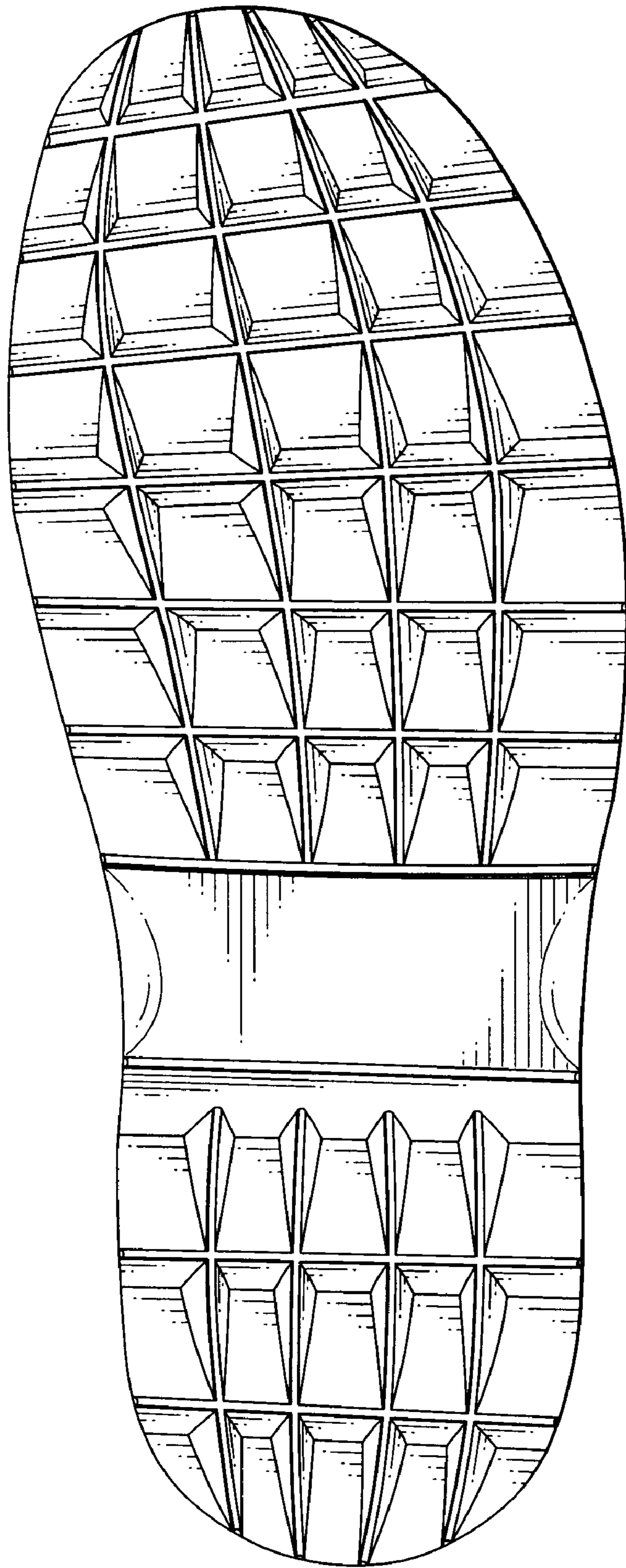


FIG. 4

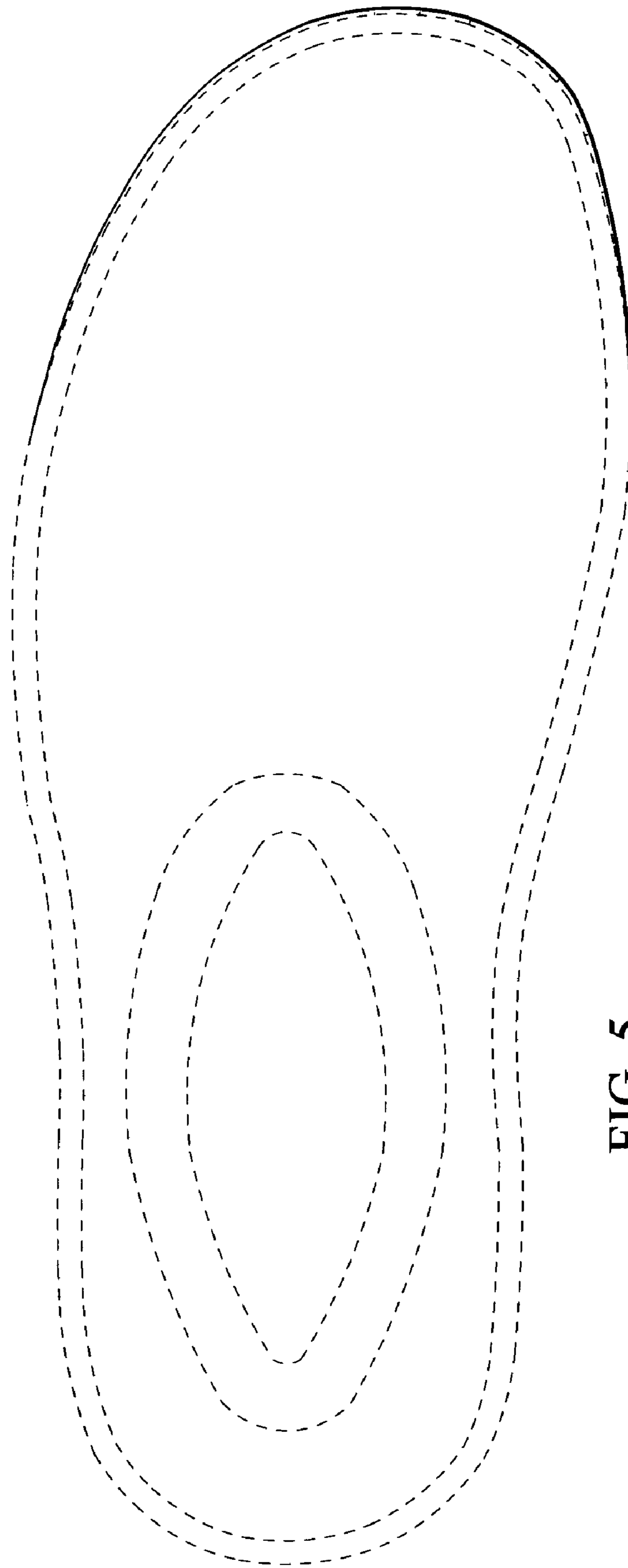


FIG. 5

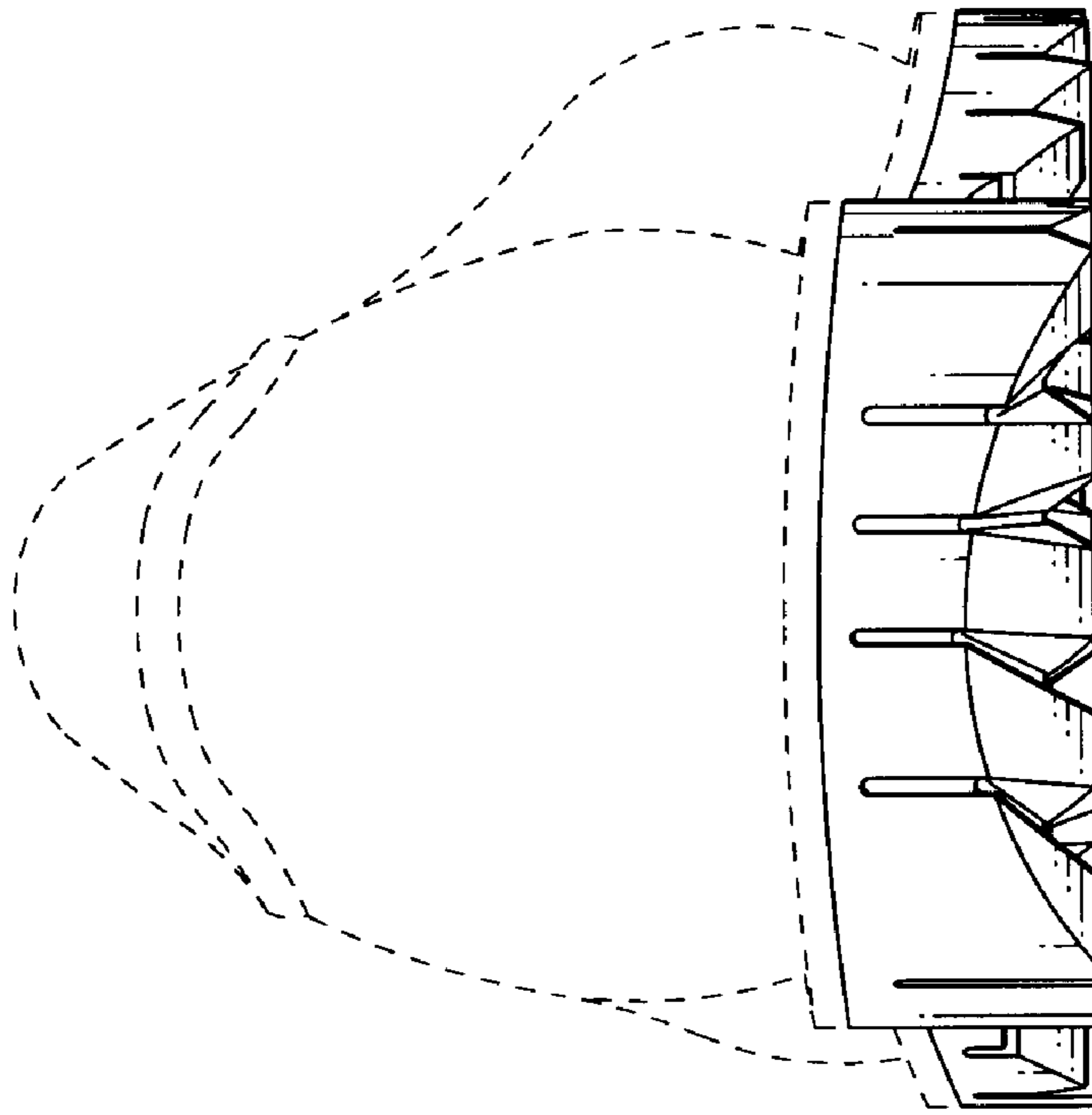


FIG. 7

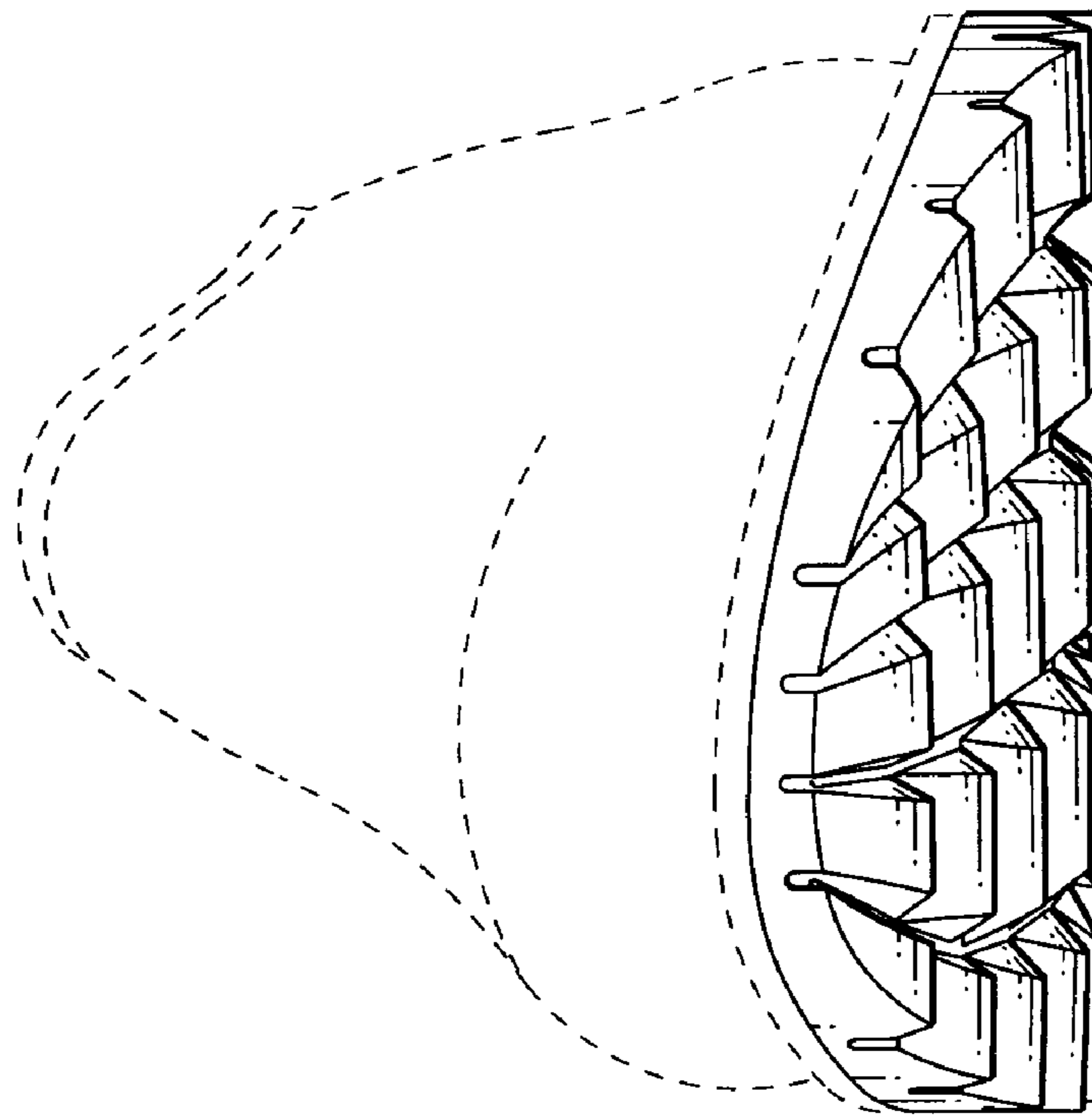


FIG. 6