

US00D529681S

(12) **United States Design Patent**  
**Michie**

(10) **Patent No.:** **US D529,681 S**  
(45) **Date of Patent:** **\*\* Oct. 10, 2006**

(54) **RESEVOIR FOR FOODSTUFF ATTACHED TO A POPSICLE**

(76) Inventor: **Kenneth G. Michie**, 52874 Turnberry Dr., Chesterfield Town, MI (US) 48051

(\*\*) Term: **14 Years**

(21) Appl. No.: **29/201,224**

(22) Filed: **Mar. 12, 2004**

(51) **LOC (8) Cl.** ..... **01-01**

(52) **U.S. Cl.** ..... **D1/105; D11/152**

(58) **Field of Classification Search** ..... D1/102, D1/105, 199; D7/300, 509, 523, 602-3, 612, D7/619.1, 672; 141/340; 220/731, 780; 229/400, 229/404, 932; 426/132, 139; D11/146, 152-3  
See application file for complete search history.

(56) **References Cited**

U.S. PATENT DOCUMENTS

398,139	A	*	2/1889	Eaton	.....	30/301
D19,162	S	*	6/1889	King	.....	D7/523
1,835,719	A		12/1931	Parr		
2,321,519	A		6/1943	Rubinoff		
2,509,098	A	*	5/1950	Howard	.....	248/94
2,632,708	A		3/1953	Sueskind		
2,803,550	A		8/1957	Ackalusky		
2,948,452	A		8/1960	Grogan et al.		
2,995,267	A	*	8/1961	Ostrander, Jr.	.....	220/592.2
D211,152	S	*	5/1968	Fuerst	.....	D9/500

3,459,296	A		8/1969	Berg		
D217,781	S	*	6/1970	Stone	.....	D7/523
D224,797	S	*	9/1972	Thrush	.....	D7/523
D228,217	S	*	8/1973	Achenbach	.....	D7/523
D242,200	S	*	11/1976	Ashton	.....	D7/523
D282,134	S	*	1/1986	Durand	.....	D7/523
D317,222	S		6/1991	Dodge		
D324,974	S	*	3/1992	Unger	.....	D7/523
D400,763	S	*	11/1998	Taylor et al.	.....	D7/619.1
D482,572	S	*	11/2003	Mountain	.....	D7/536

\* cited by examiner

*Primary Examiner*—Robin Webster  
*Assistant Examiner*—Karen E. Patterson


(57) **CLAIM**

The ornamental design for a resevoir for foodstuff attached to a popsicle, as shown and described.

**DESCRIPTION**

FIG. 1 is a front elevational view of a resevoir for foodstuff attached to a popsicle showing my new design; FIG. 2 is a rear elevational view thereof; FIG. 3 is a left side elevational view thereof; FIG. 4 is a right side elevational view thereof; FIG. 5 is a top plan view thereof; and, FIG. 6 is a bottom plan view thereof. The broken line showing of the indicia is for illustrative purposes only and forms no part of the claimed design.

**1 Claim, 3 Drawing Sheets**






FIG.1

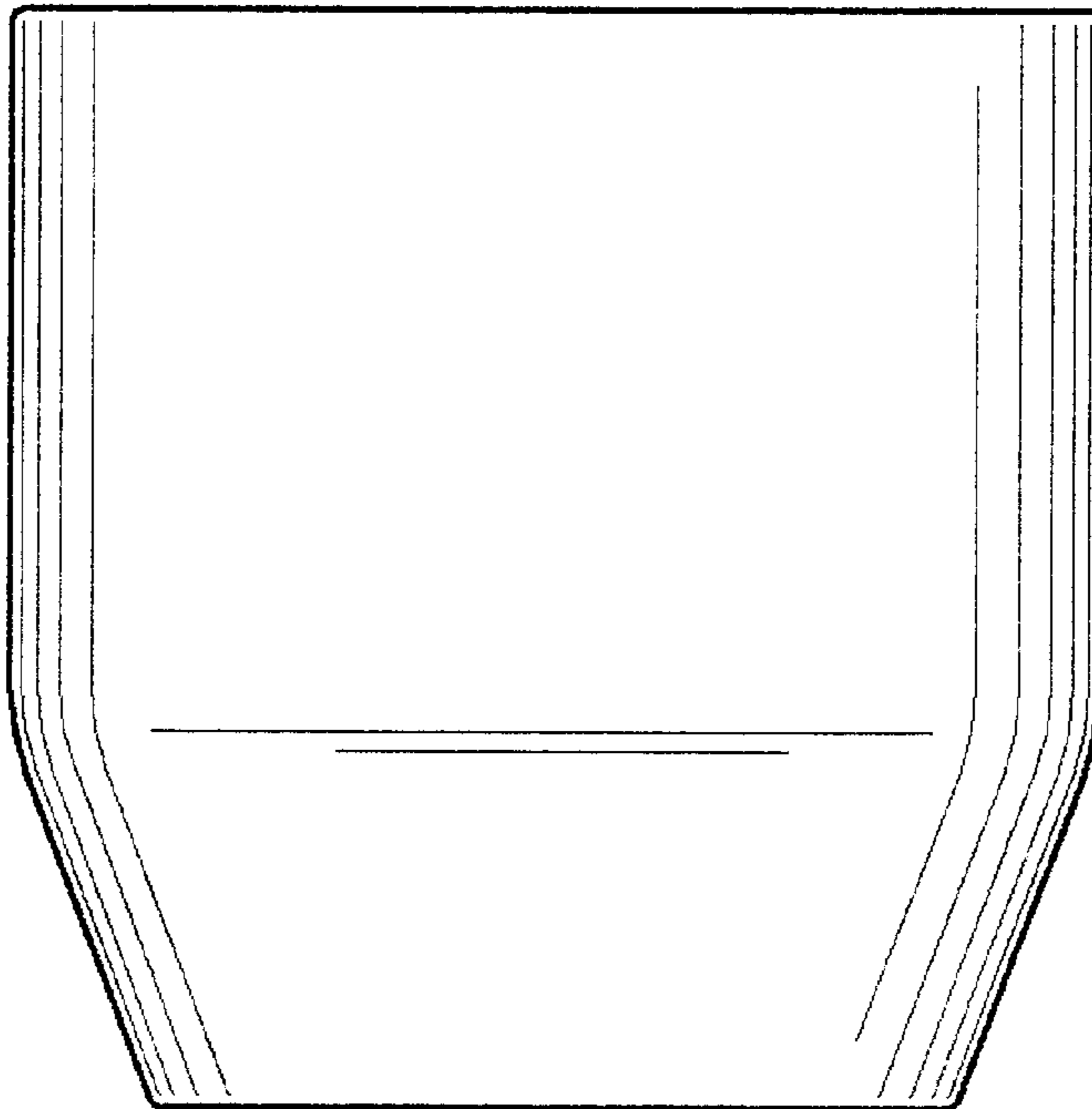


FIG.2

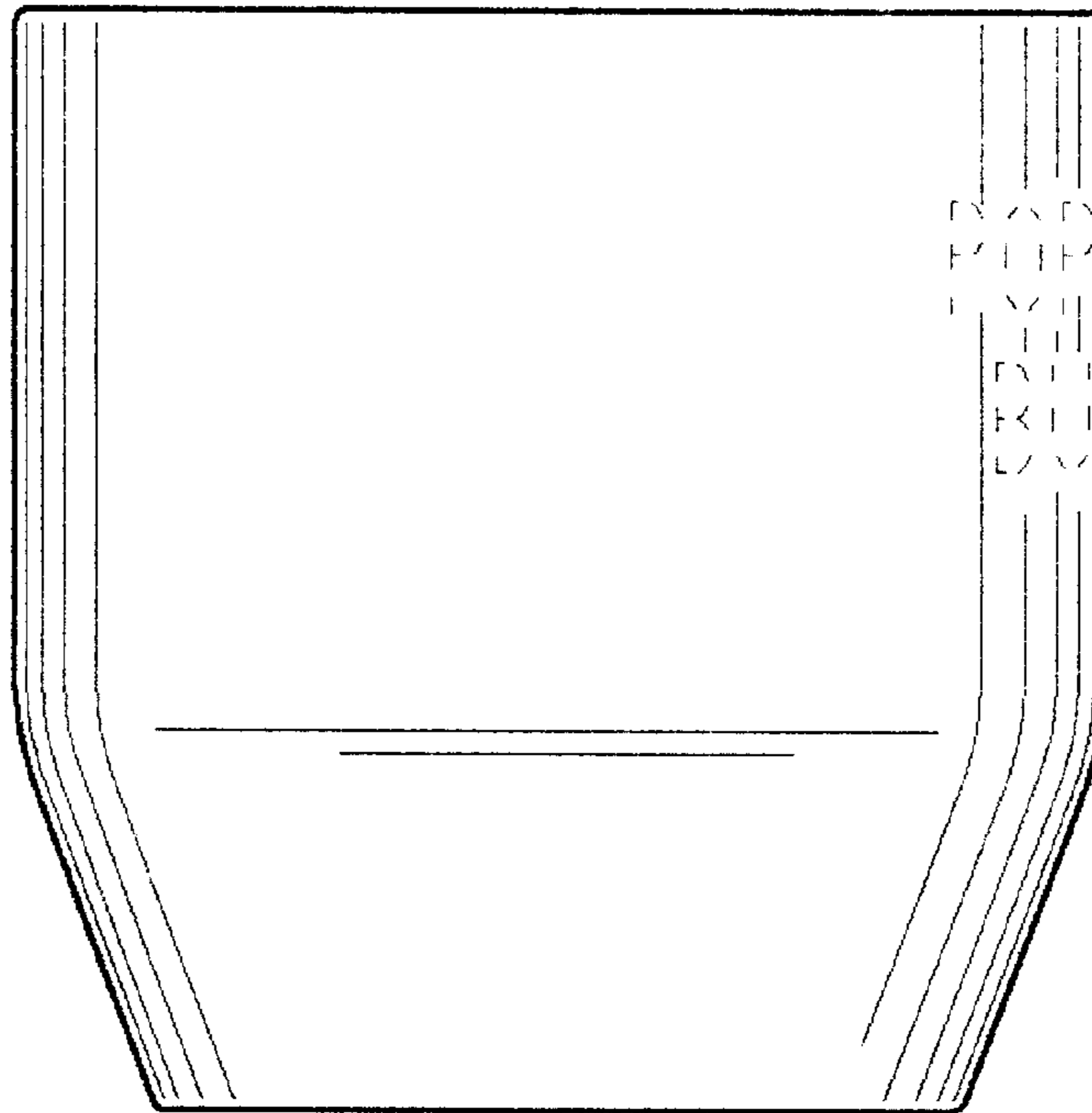


FIG.3

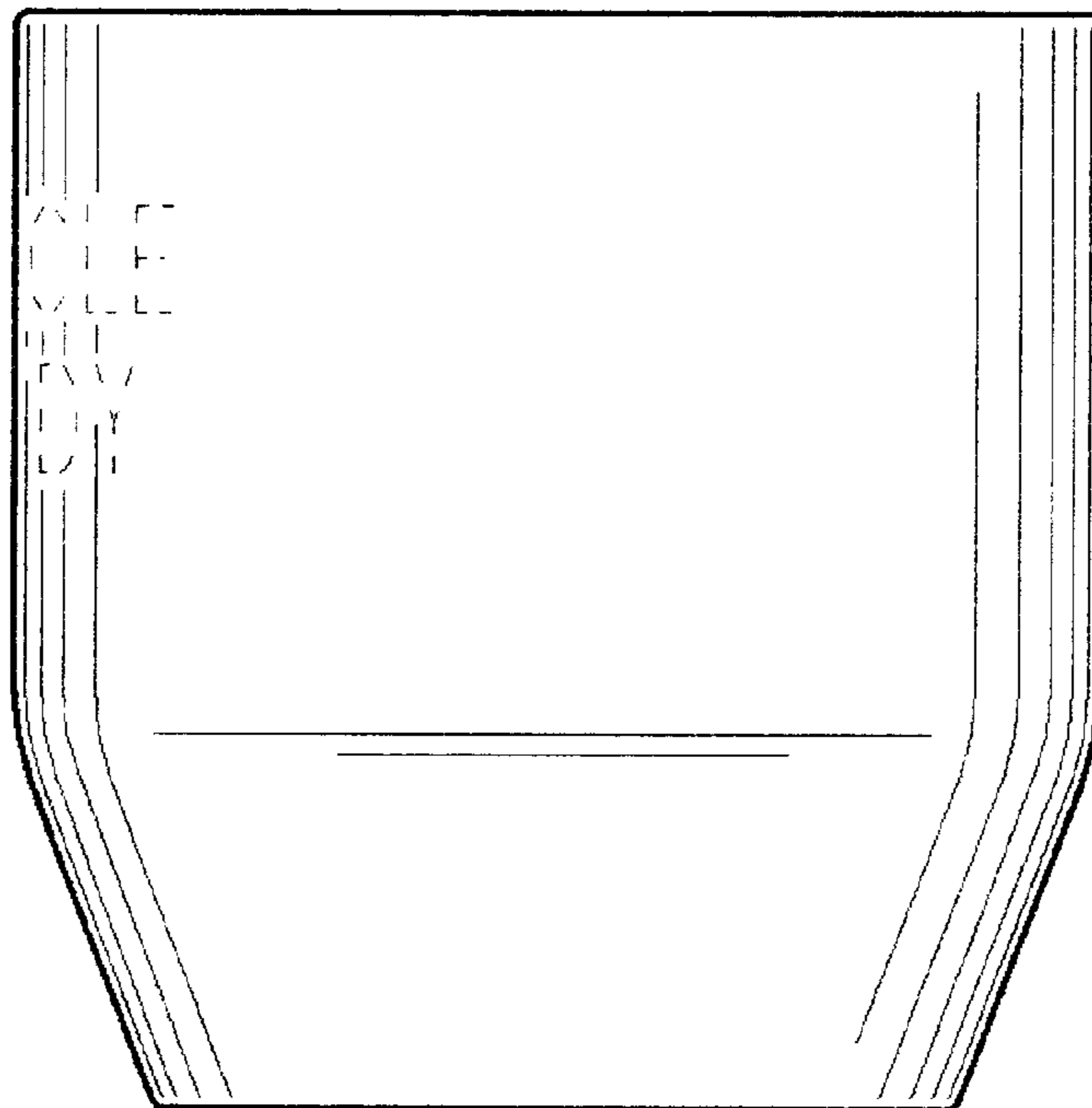


FIG.4

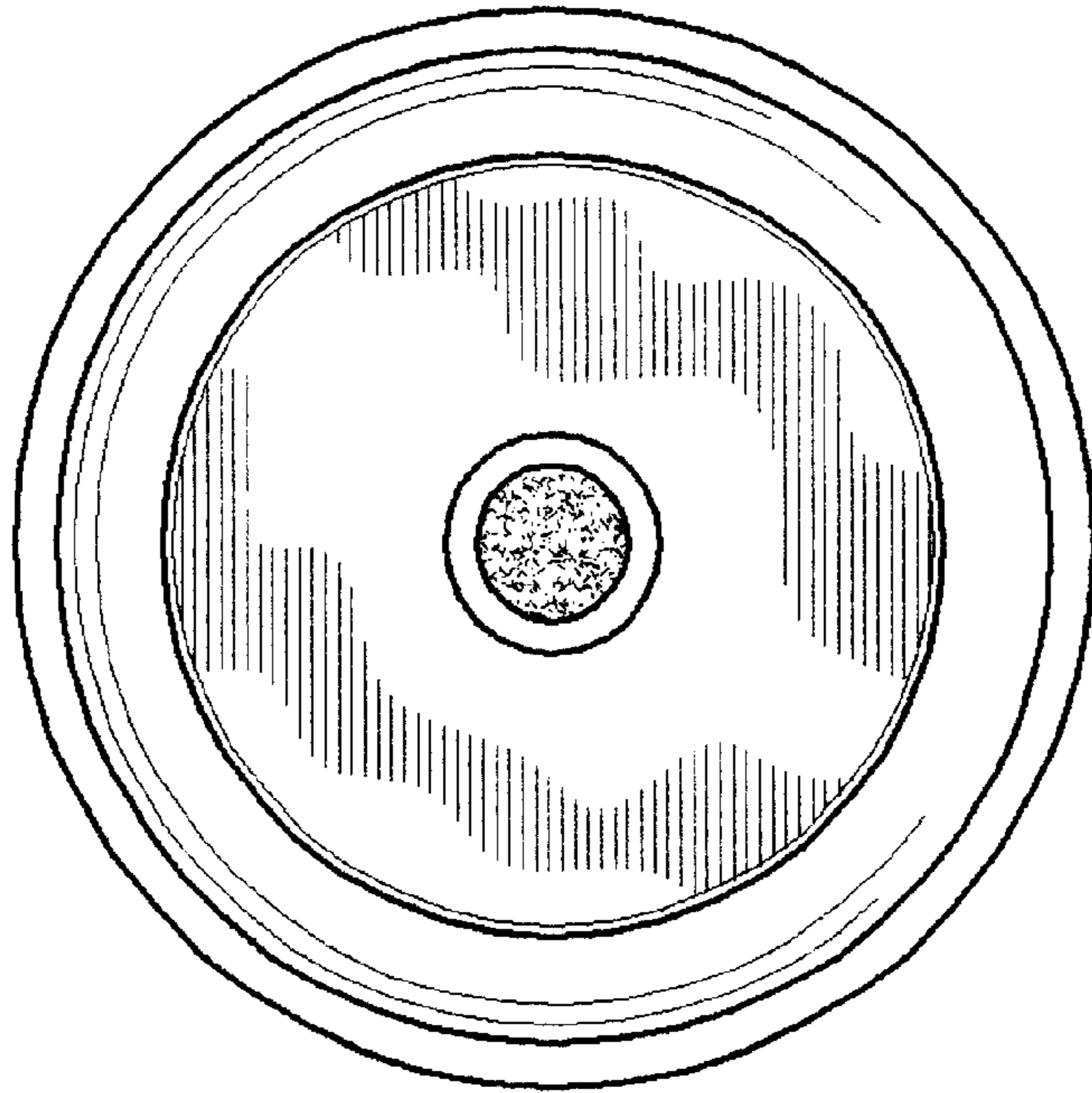


FIG.5

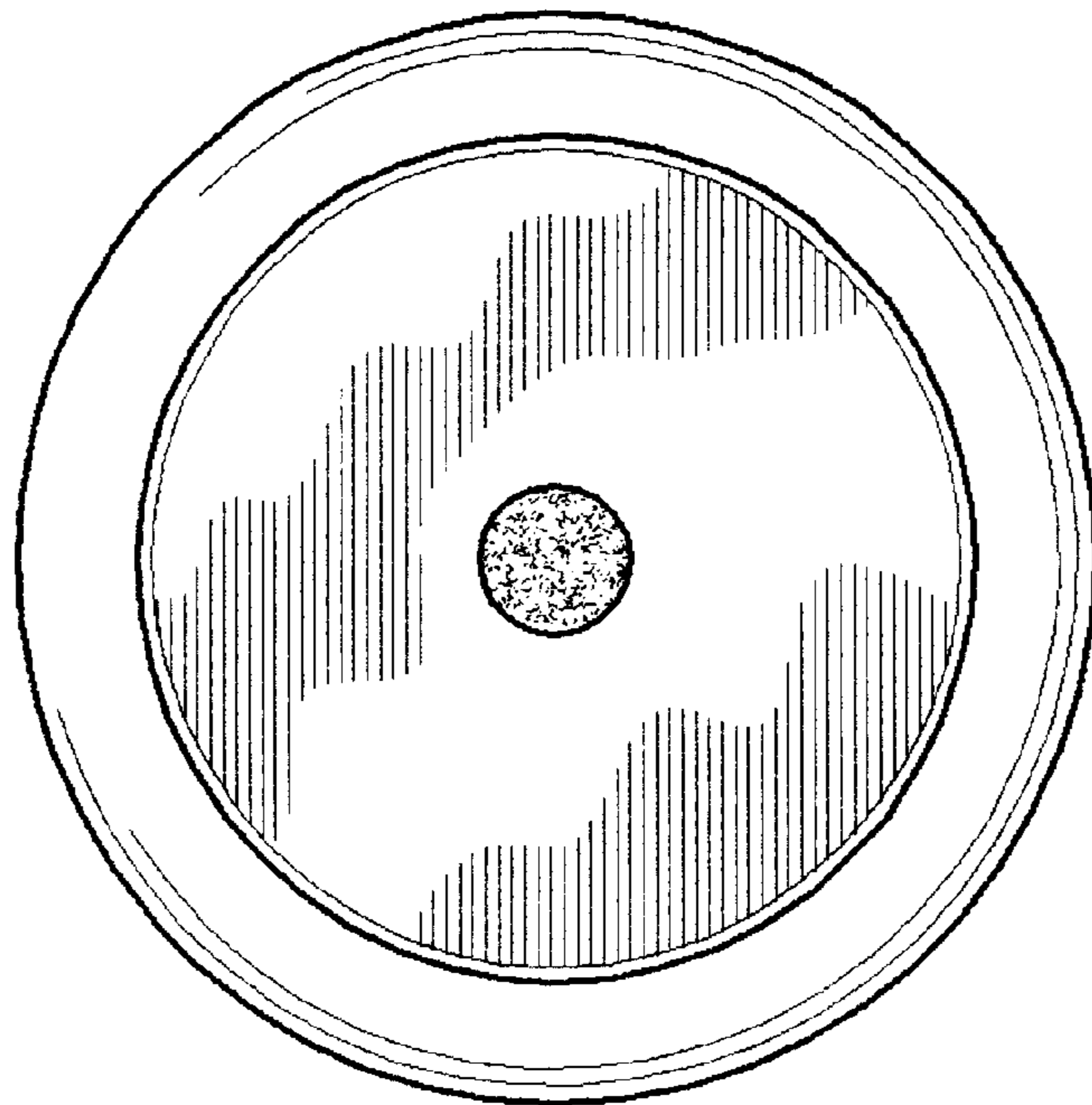


FIG.6