



US00D529675S

(12) **United States Design Patent**  
**Kida**

(10) **Patent No.:** **US D529,675 S**

(45) **Date of Patent:** **\*\* Oct. 3, 2006**

(54) **PORTION OF AN OPTICAL CONNECTOR  
END-FACE CLEANER**

(75) Inventor: **Takahisa Kida**, Tokyo (JP)

(73) Assignee: **Seikoh Giken Co., Ltd.** (JP)

(\*\*) Term: **14 Years**

(21) Appl. No.: **29/243,749**

(22) Filed: **Nov. 30, 2005**

**Related U.S. Application Data**

(62) Division of application No. 29/205,610, filed on May 18, 2004.

(30) **Foreign Application Priority Data**

Nov. 27, 2003 (JP) ..... D2003-035343

Nov. 27, 2003 (JP) ..... D2003-035346

(51) **LOC (8) Cl.** ..... **08-99**

(52) **U.S. Cl.** ..... **D32/35**

(58) **Field of Classification Search** ..... D32/35;  
15/210.1, 231, 97.1

See application file for complete search history.

(56) **References Cited**

**U.S. PATENT DOCUMENTS**

5,117,528 A \* 6/1992 Kanayama et al. .... 15/210.1

D434,181 S \* 11/2000 Watanabe et al. .... D28/9

D473,358 S \* 4/2003 Miller ..... D32/35

\* cited by examiner

*Primary Examiner*—Holly H. Baynham

(74) *Attorney, Agent, or Firm*—SAIDMAN DesignLaw Group

(57) **CLAIM**

The ornamental design for a portion of an optical connector end-face cleaner, as shown and described.

**DESCRIPTION**

FIG. 1 is a front view of a portion of an optical connector end-face cleaner showing my new design;

FIG. 2 is a rear view thereof;

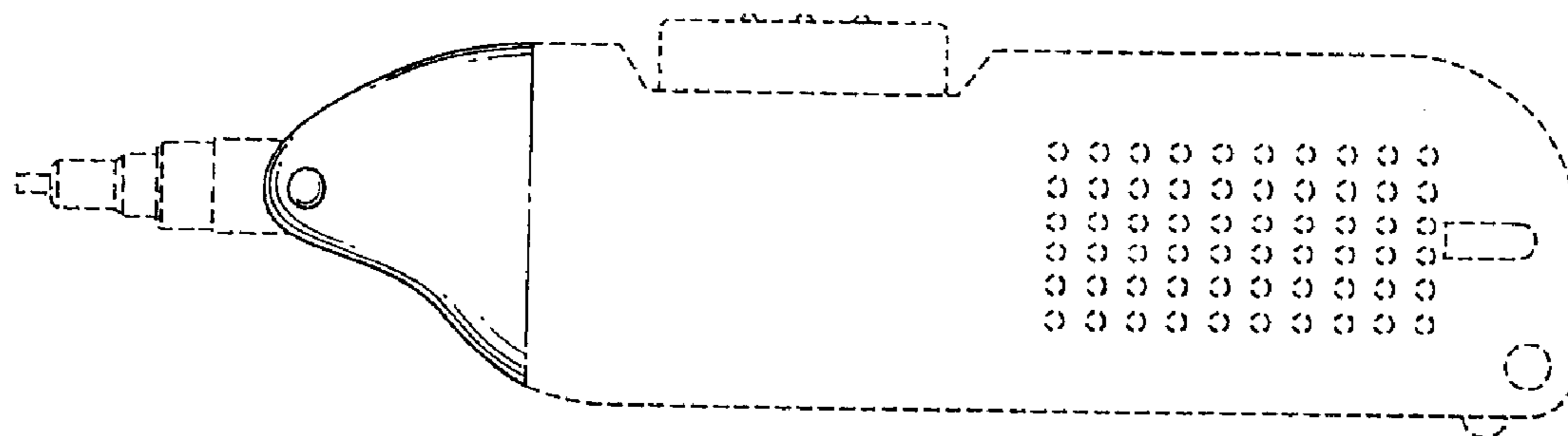
FIG. 3 is a left-side thereof;

FIG. 4 is a top plan view thereof; and,

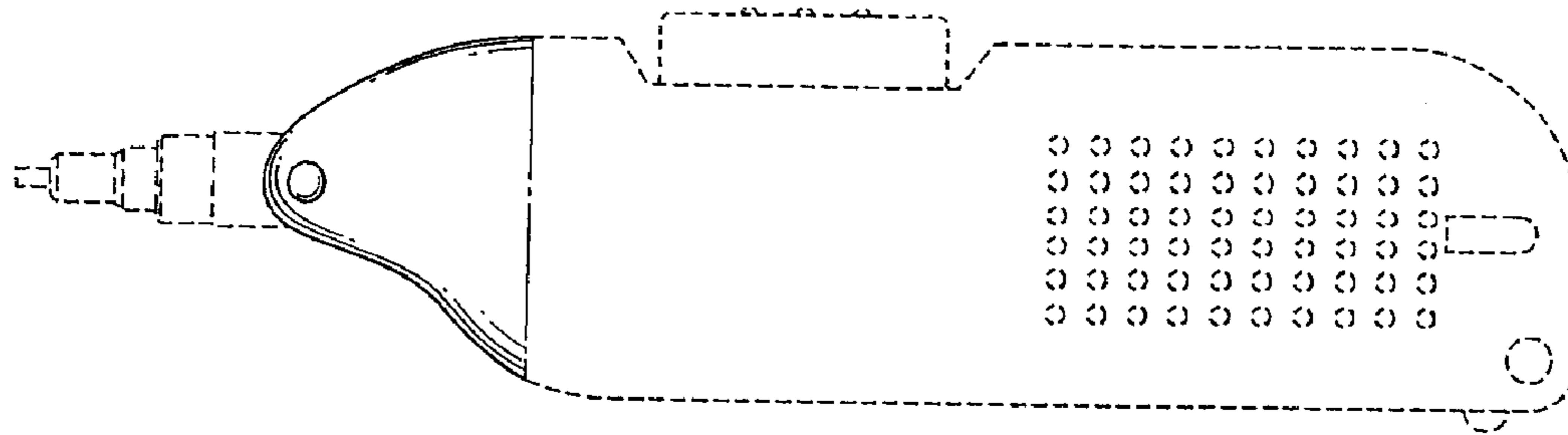
FIG. 5 is a bottom view thereof.

The broken lines in the drawings represent environmental subject matter and form no part of the claimed design.

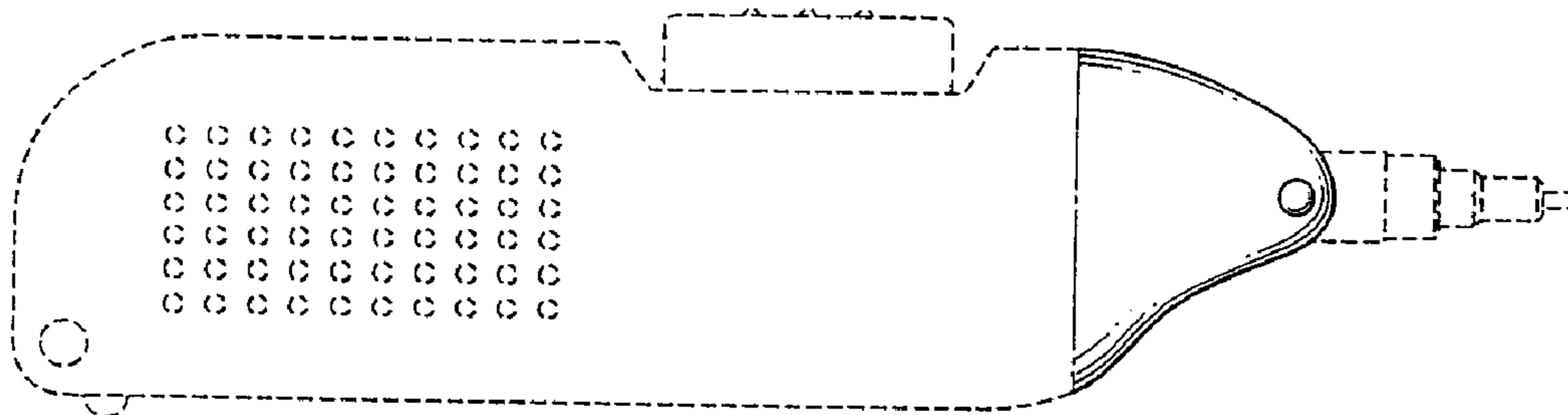
**1 Claim, 2 Drawing Sheets**



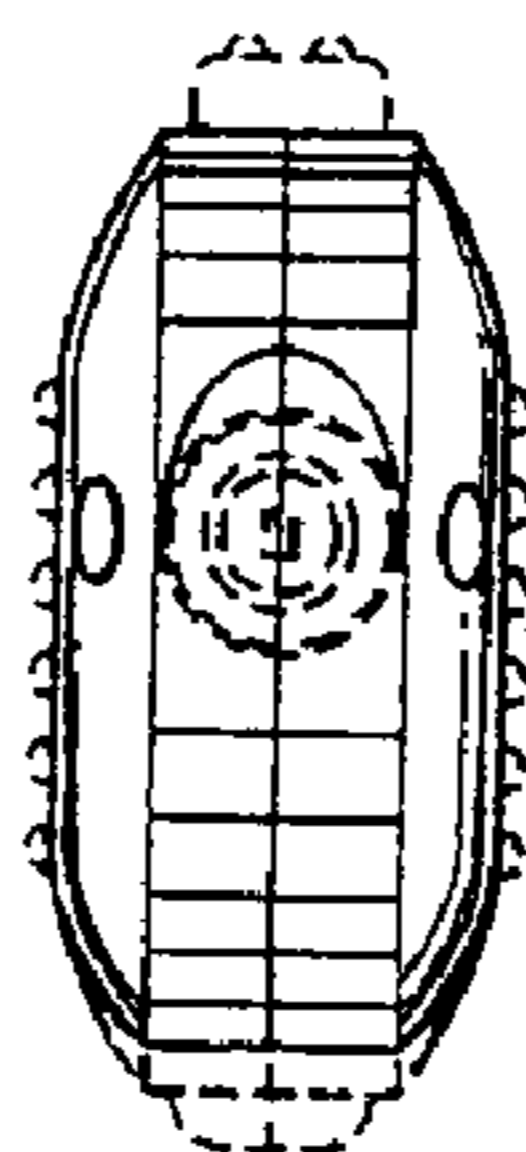
**FIG. 1**




**FIG. 2**



**FIG. 3**



**FIG. 4**



**FIG. 5**

