

US00D529657S

(12) **United States Design Patent**
Yando et al.

(10) **Patent No.:** **US D529,657 S**
(45) **Date of Patent:** **** Oct. 3, 2006**

(54) **LIGHT FIXTURE**

(75) Inventors: **Roslyn Yando**, Brainardsville, NY (US); **Andrew Schonbek**, Plattsburgh, NY (US)

(73) Assignee: **Schonbek Worldwide Lighting, Inc.**, Plattsburgh, NY (US)

(**) Term: **14 Years**

(21) Appl. No.: **29/197,423**

(22) Filed: **Jan. 15, 2004**

(51) **LOC (8) Cl.** **26-99**

(52) **U.S. Cl.** **D26/144; D26/81**

(58) **Field of Classification Search** D26/72,
D26/80-92, 138, 141-144, 152; 362/404-408,
362/806

See application file for complete search history.

(56) **References Cited**

U.S. PATENT DOCUMENTS

D15,640 S	*	12/1884	Parker et al.	D26/141
D66,758 S	*	3/1925	Sutherland	D26/81
D70,561 S	*	7/1926	Holz	D26/84
D74,453 S	*	2/1928	Salterini	D26/154
5,873,652 A	*	2/1999	Bayer et al.	362/405
D463,602 S	*	9/2002	Yando	D26/81
D508,143 S	*	8/2005	Yando et al.	D26/144

OTHER PUBLICATIONS

Lucas: Lampada da soffitto; Banci Firenze s.r.l., Italy, 1 page (date unknown).

Crystal lighting fixture, p. 220, Florida Design Vo. 9, No. 1 (date unknown).

* cited by examiner

Primary Examiner—Clare E Heflin

(74) *Attorney, Agent, or Firm*—Heslin Rothenberg Farley & Mesiti P.C.

(57) **CLAIM**

The ornamental design for a light fixture, as shown and described.

DESCRIPTION

This application is related to commonly assigned, concurrently filed U.S. design patent applications Ser. No. 29/197,425, Ser. No. 29/197,426, Ser. No. 29/197,427 and Ser. No. 29/197,424.

FIG. 1 is a perspective view of the light fixture of the present design;

FIG. 2 is a front elevation view thereof;

FIG. 3 is a side elevation view thereof; the other side being a mirror image thereof;


FIG. 4 is a back elevation view thereof;

FIG. 5 is a top plan view thereof; and,

FIG. 6 is a bottom plan view thereof.

The broken lines shown are for illustrative purposes only and form no part of the claimed design.

1 Claim, 6 Drawing Sheets






FIG. 1




FIG. 2




FIG. 3




FIG. 4

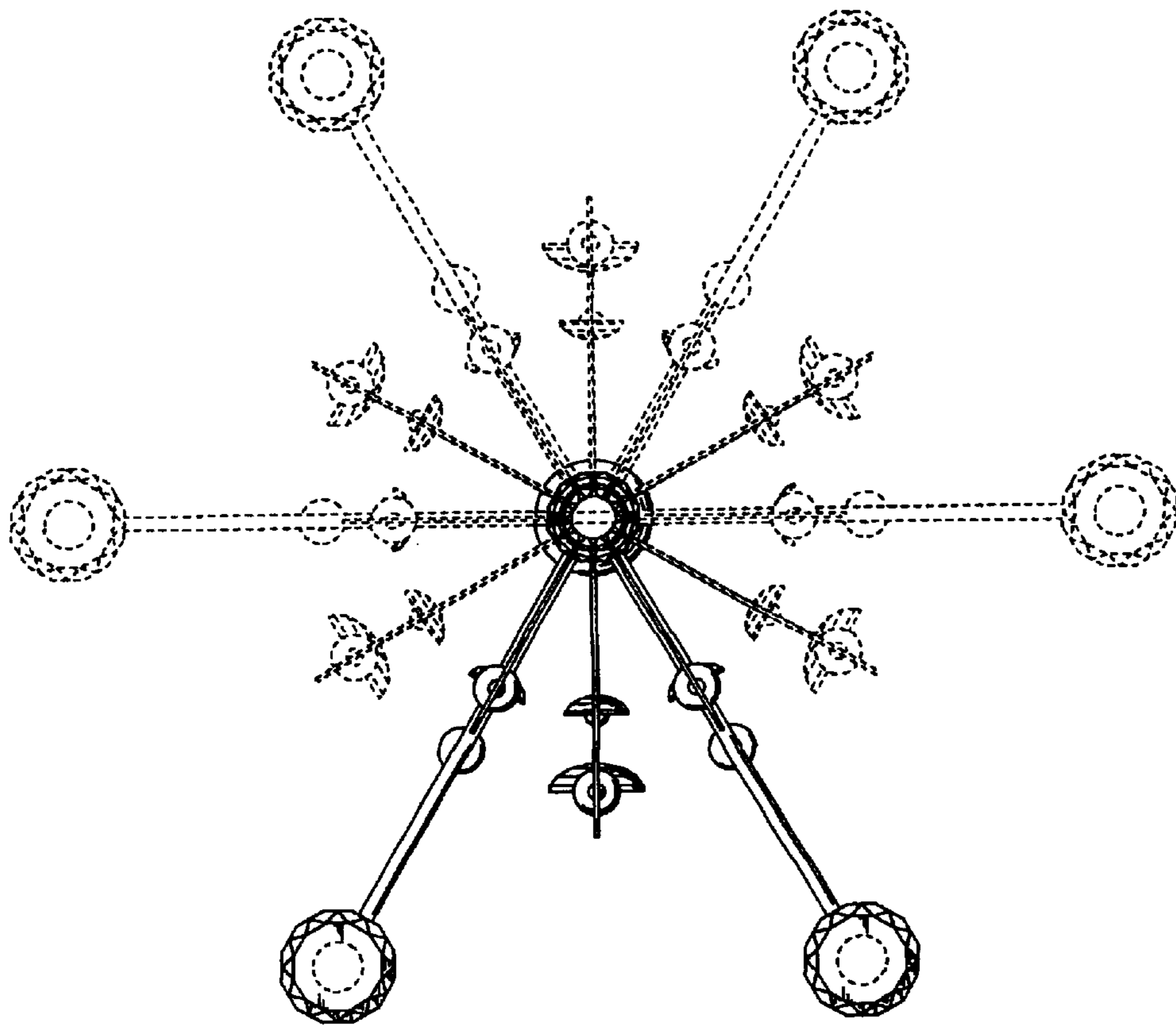


FIG. 5

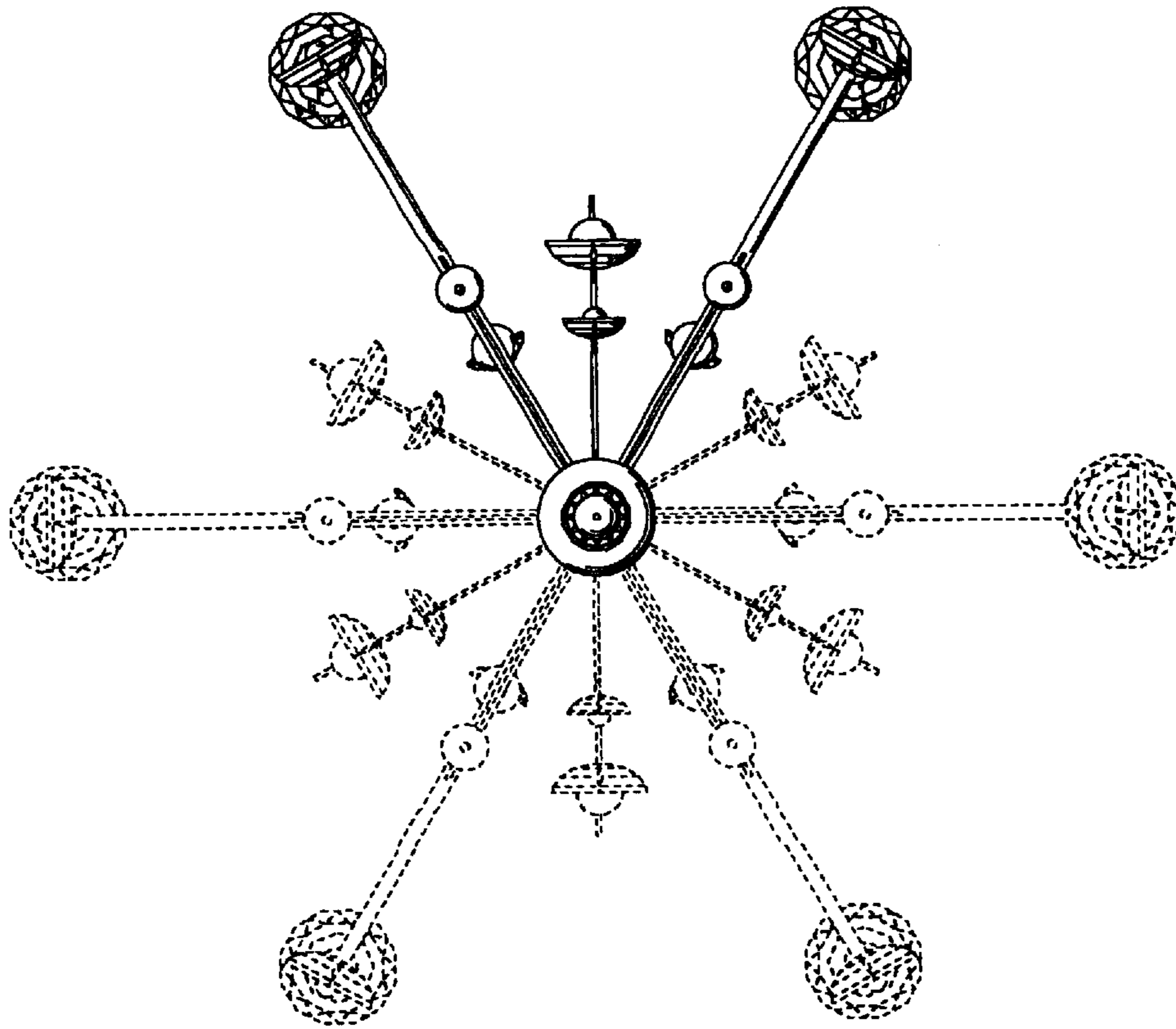


FIG. 6