



US00D529654S

(12) **United States Design Patent**
Norris et al.

(10) **Patent No.:** **US D529,654 S**

(45) **Date of Patent:** **** Oct. 3, 2006**

(54) **SOLAR POWERED LIGHT ANGEL**

D353,634 S * 12/1994 Walsh D21/626

D508,580 S * 8/2005 Norris et al. D26/67

2003/0221377 A1 * 12/2003 Crawford et al. 362/183

(76) Inventors: **Tammy W. Norris**, 4631 Clubview Dr.,
Bessemer, AL (US) 35022; **Shirley W.**
Friday, 11584 Live Oak Dr.,
Tuscaloosa, AL (US) 35405

* cited by examiner

Primary Examiner—Clare E Heflin

(74) *Attorney, Agent, or Firm*—Kenneth M. Bush; Bush IP
Law Group, LLC

(**) Term: **14 Years**

(21) Appl. No.: **29/242,361**

(57) **CLAIM**

(22) Filed: **Nov. 9, 2005**

The ornamental design for a solar powered light angel, as
shown and described.

(51) **LOC (8) Cl.** **26-03**

(52) **U.S. Cl.** **D26/67; D26/73; D26/98;**
99/18; 99/22

DESCRIPTION

(58) **Field of Classification Search** D26/67–71,
D26/73, 99; D11/125, 128; D99/18, 22; 362/152,
362/183, 410–415, 431, 806

FIG. 1 is a front perspective view of a solar powered light
angel, showing our new design;
FIG. 2 is a front elevational view thereof;
FIG. 3 is a rear elevational view thereof;
FIG. 4 is a right side elevational view thereof;
FIG. 5 is a left side elevational view thereof;
FIG. 6 is a top plan view thereof; and,
FIG. 7 is a bottom view thereof.

See application file for complete search history.

The broken lines shown on the drawings are for illustrative
purposes only and form no part of the claimed design.

(56) **References Cited**

U.S. PATENT DOCUMENTS

D124,581 S * 1/1941 Leech D11/122
D187,486 S * 3/1960 Brooks D26/99
3,205,350 A * 9/1965 Roszkowski et al. D26/99

1 Claim, 6 Drawing Sheets





FIG. 1


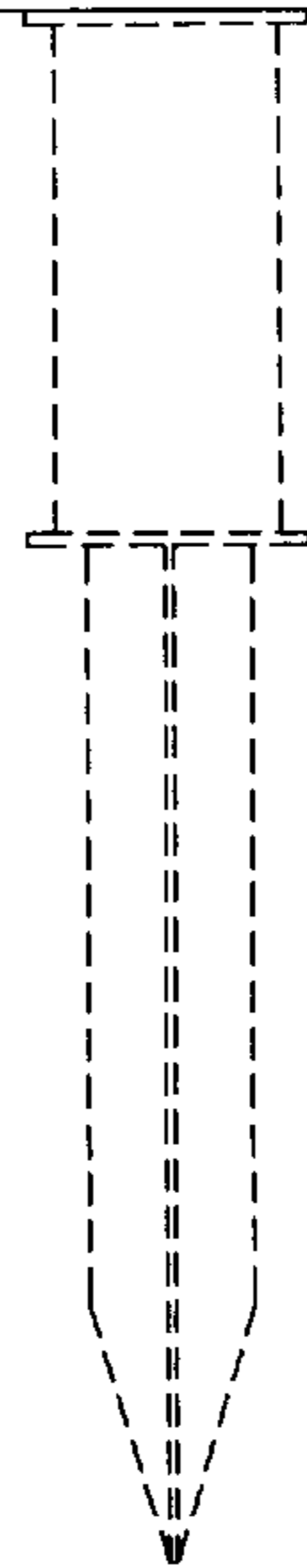


FIG. 2



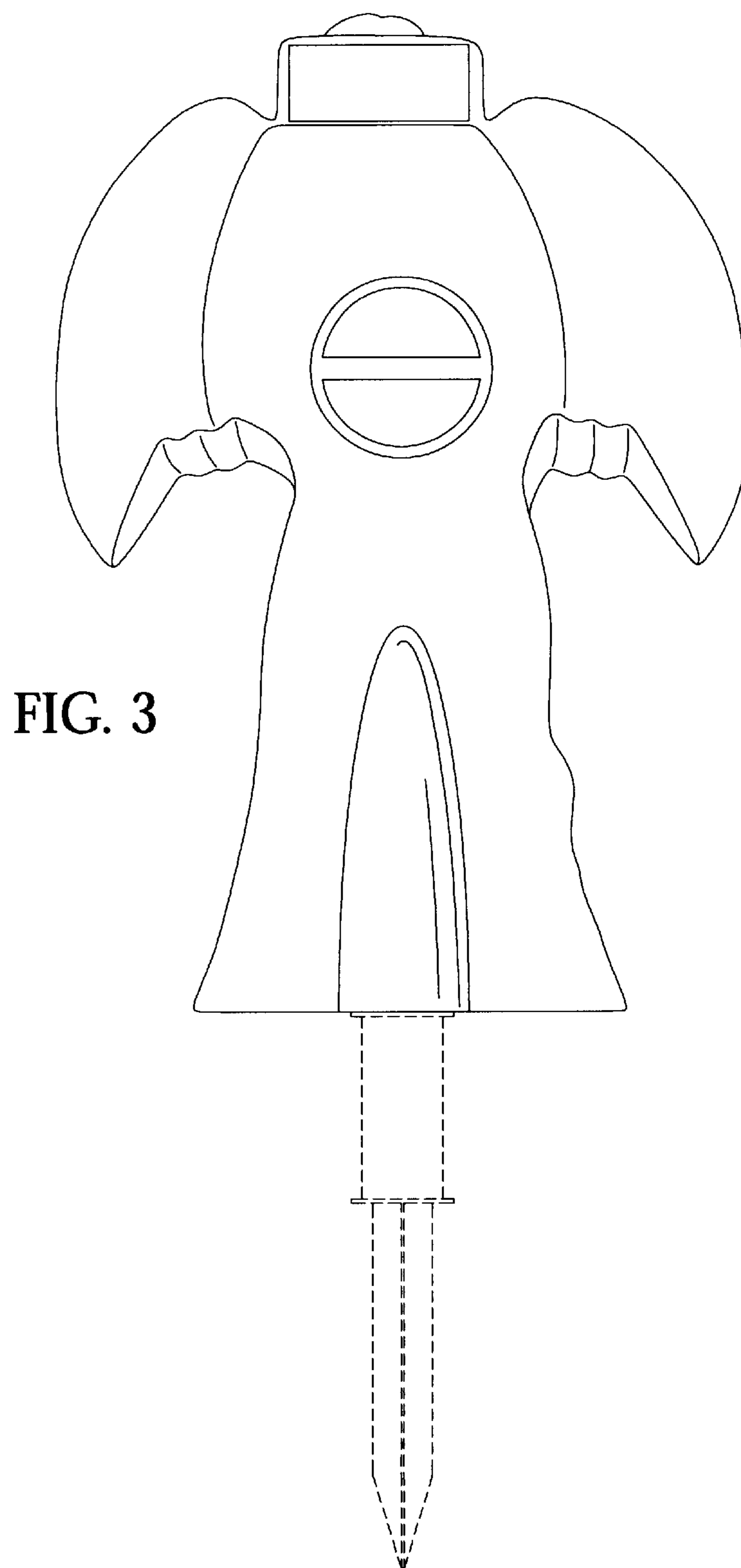


FIG. 4

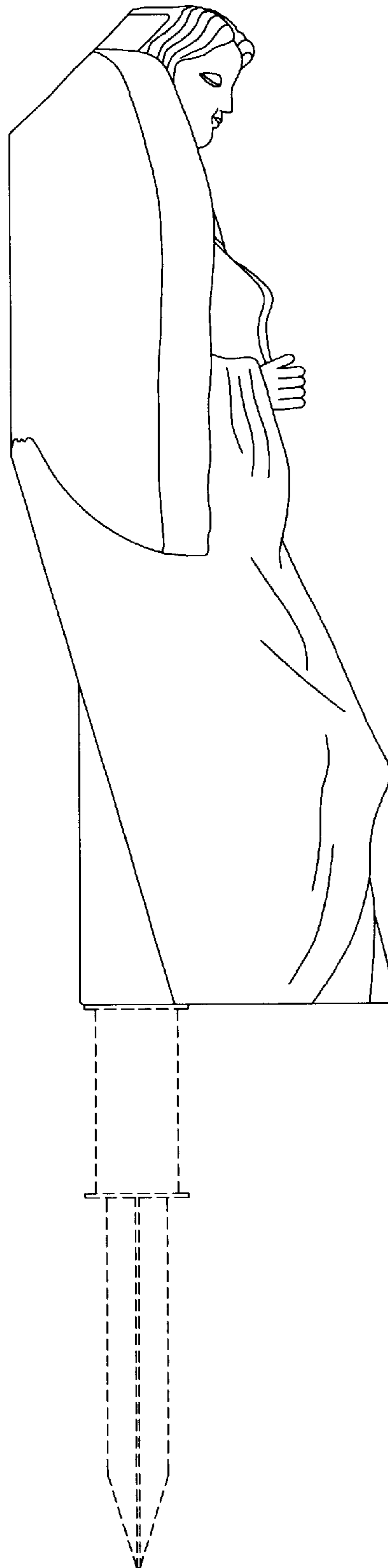
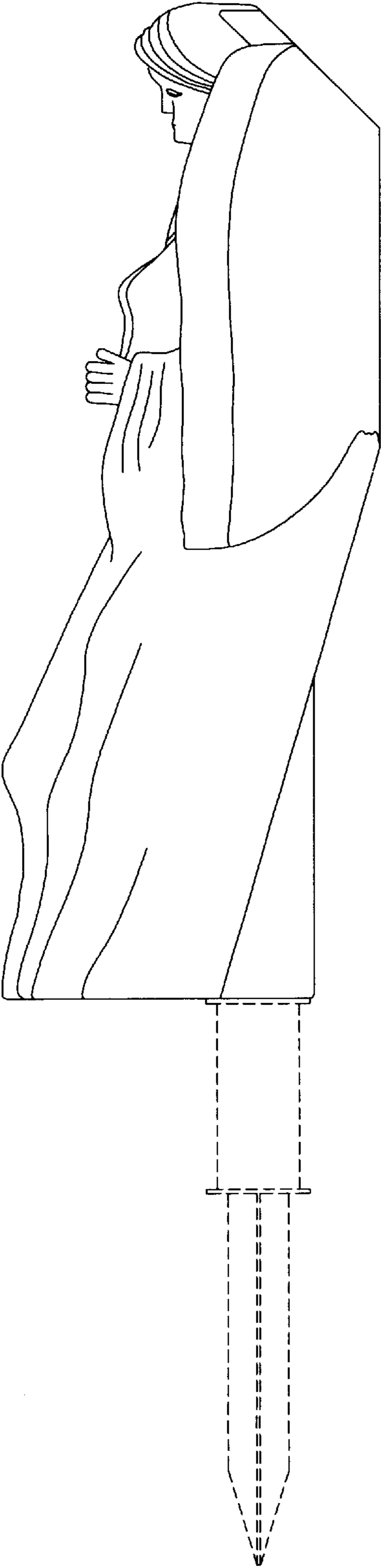


FIG. 5



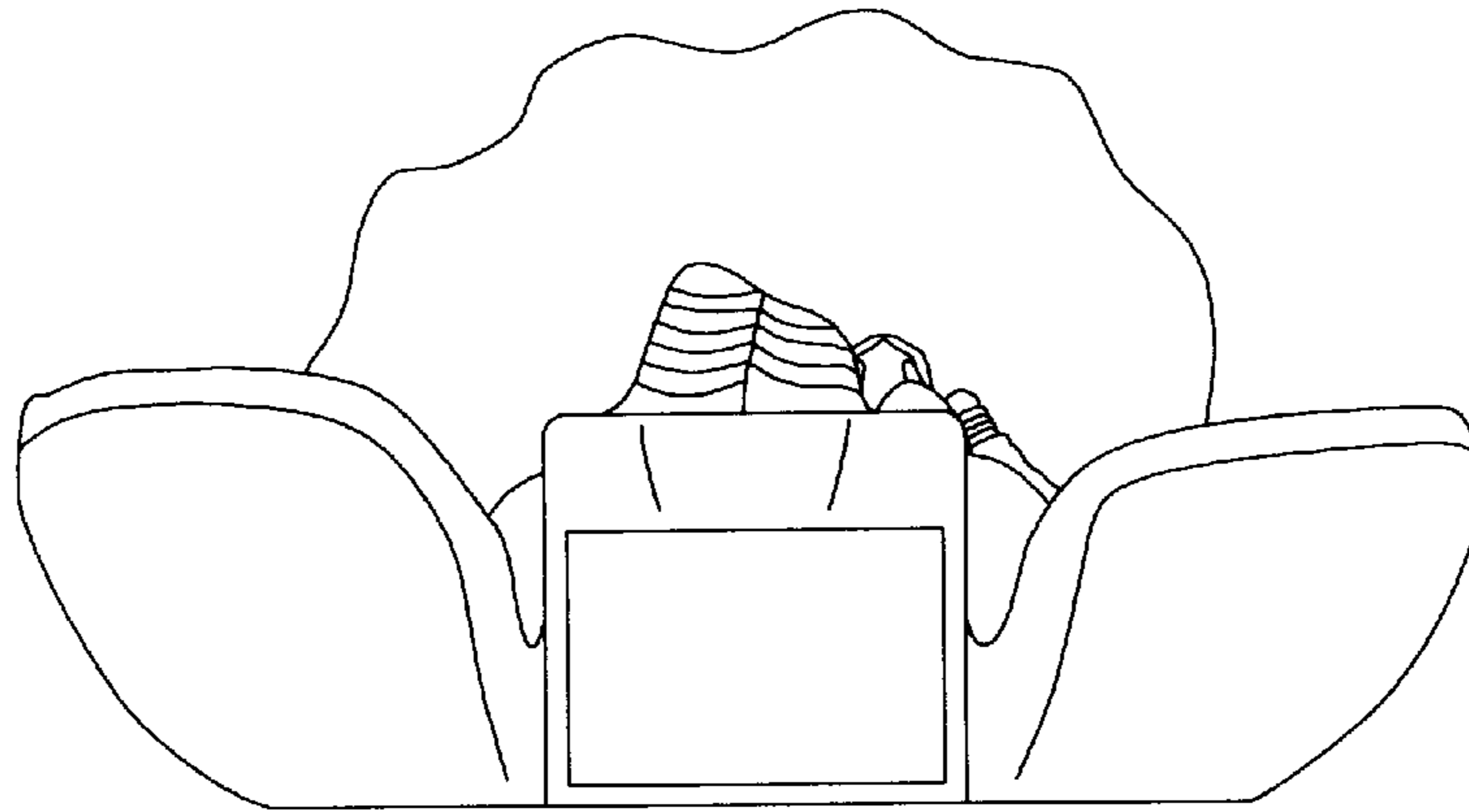


FIG. 6

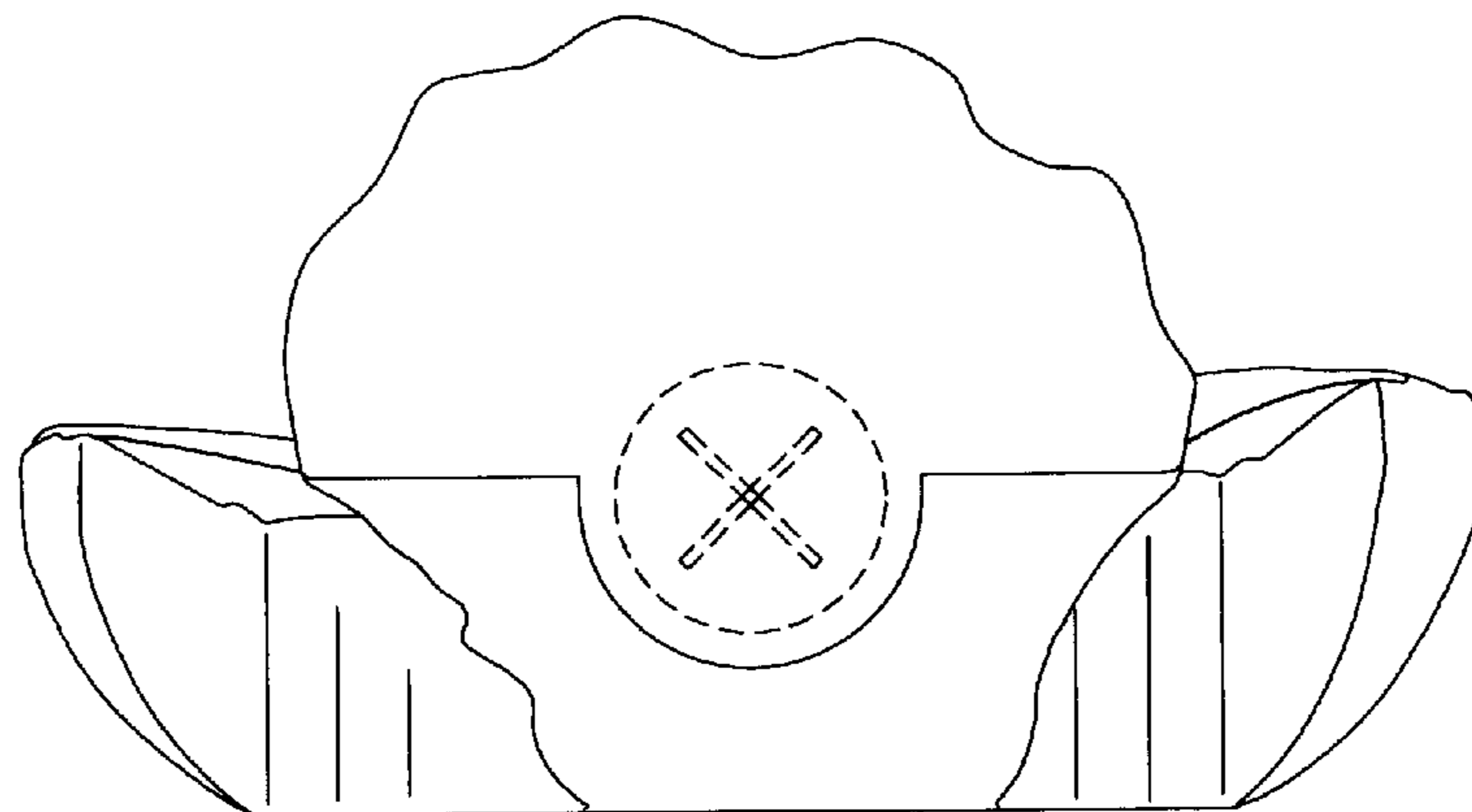


FIG. 7