



US00D529644S

(12) **United States Design Patent**  
**Yuen**

(10) **Patent No.:** **US D529,644 S**

(45) **Date of Patent:** **\*\* Oct. 3, 2006**

(54) **MULTIFUNCTIONAL EMERGENCY STRAP  
ALARM, LAMP, LED LIGHT AND LCD  
CLOCK**

D445,207 S \* 7/2001 Yuen ..... D26/42  
D463,592 S \* 9/2002 Han-Shim ..... D26/42  
D480,823 S \* 10/2003 Yuen ..... D26/38  
D485,383 S \* 1/2004 Hanselman et al. .... D26/38

(76) Inventor: **Se Kit Yuen**, 6/F., Yau Lee Centre, 45  
Hoi Yuen Road, Kwun Tong, Kowloon  
(HK)

\* cited by examiner

*Primary Examiner*—Marcus A. Jackson

(74) *Attorney, Agent, or Firm*—Akerman Senterfit

(\*\*) Term: **14 Years**

(57) **CLAIM**

(21) Appl. No.: **29/233,787**

The ornamental design of a multifunctional emergency strap alarm, lamp, LED light and LCD clock, as shown and described.

(22) Filed: **Jul. 8, 2005**

(51) **LOC (8) Cl.** ..... **26-02**

(52) **U.S. Cl.** ..... **D26/38**

(58) **Field of Classification Search** ..... D26/37–50;  
362/157, 158, 171–174, 183–208  
See application file for complete search history.

**DESCRIPTION**

FIG. 1 is a front view of the multifunctional emergency strap alarm, lamp, LED light and LCD clock, as shown and described.

FIG. 2 is a front view in alternative position thereof.

FIG. 3 is a rear view thereof.

FIG. 4 is a top view thereof.

FIG. 5 is a bottom view thereof.

FIG. 6 is a right side view thereof; and,

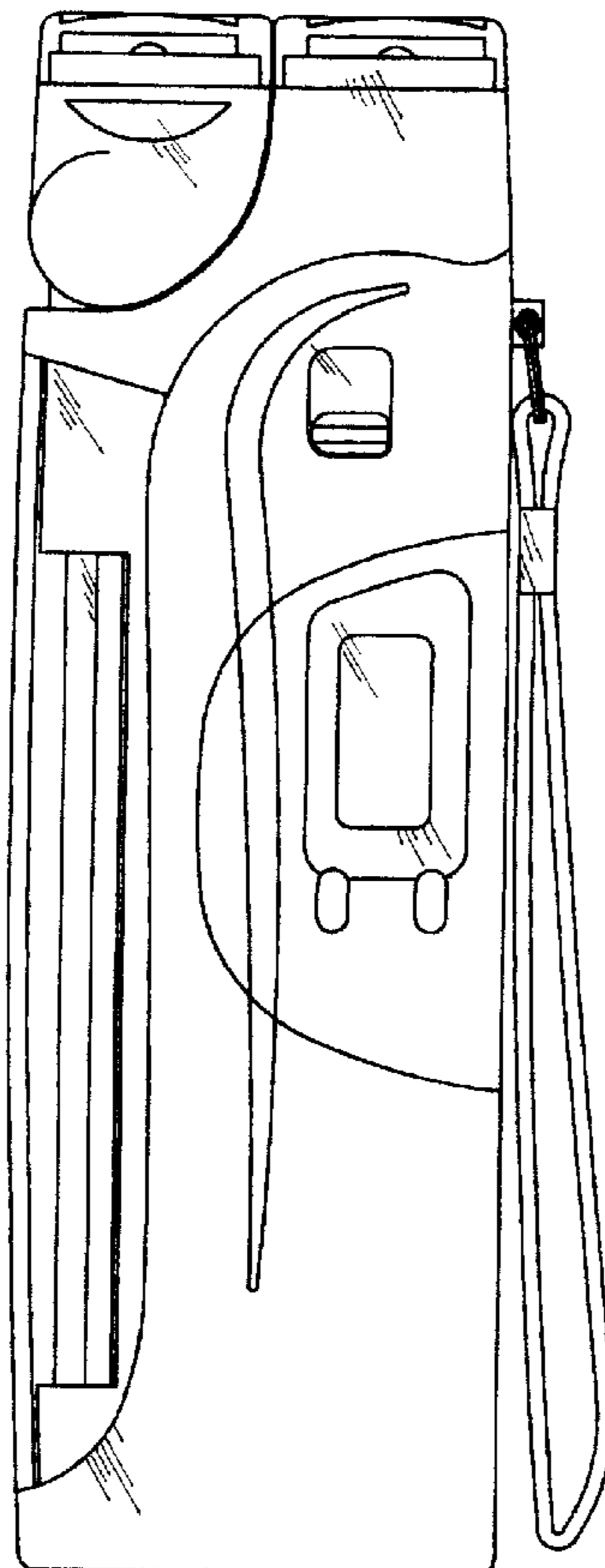
FIG. 7 is a left side view thereof.

(56) **References Cited**

U.S. PATENT DOCUMENTS

D377,173 S \* 1/1997 Yuen ..... D14/168  
D418,237 S \* 12/1999 Yuen ..... D26/42  
D424,222 S \* 5/2000 Leung ..... D26/42  
D438,995 S \* 3/2001 Yuen ..... D26/38  
D440,334 S \* 4/2001 Yuen ..... D26/42

**1 Claim, 5 Drawing Sheets**



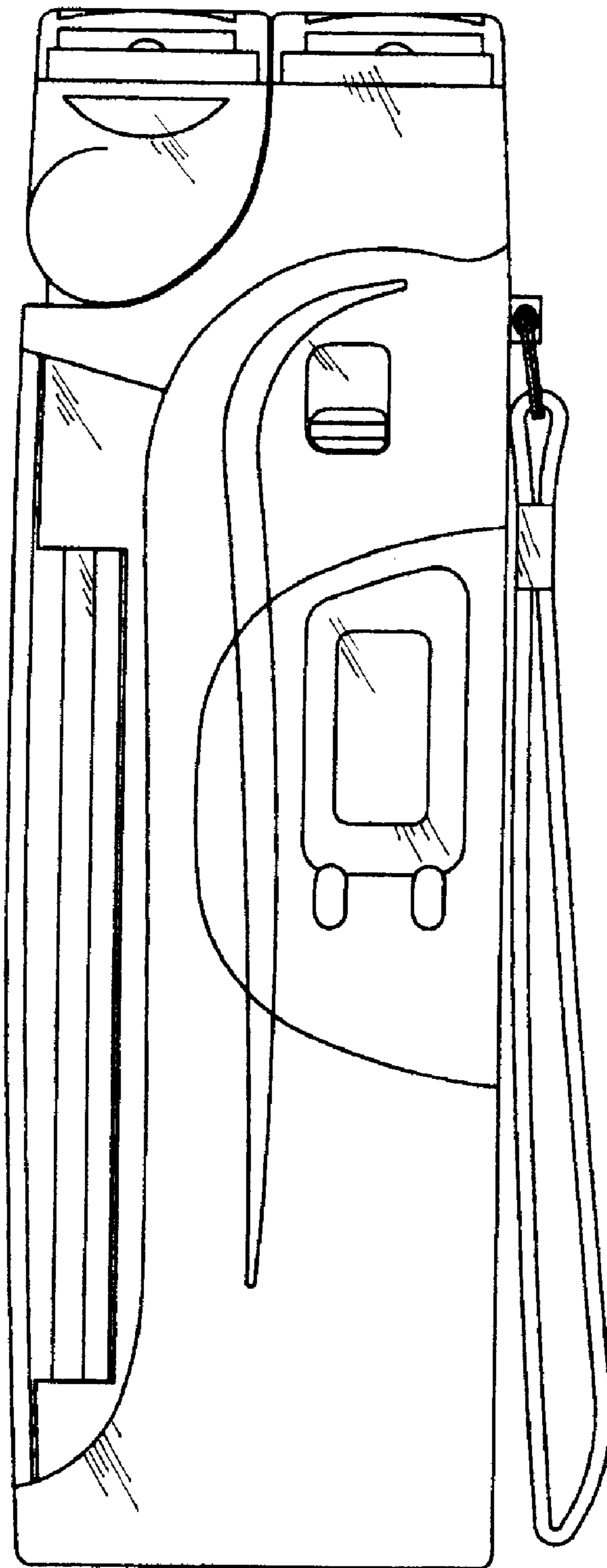


FIG. 1

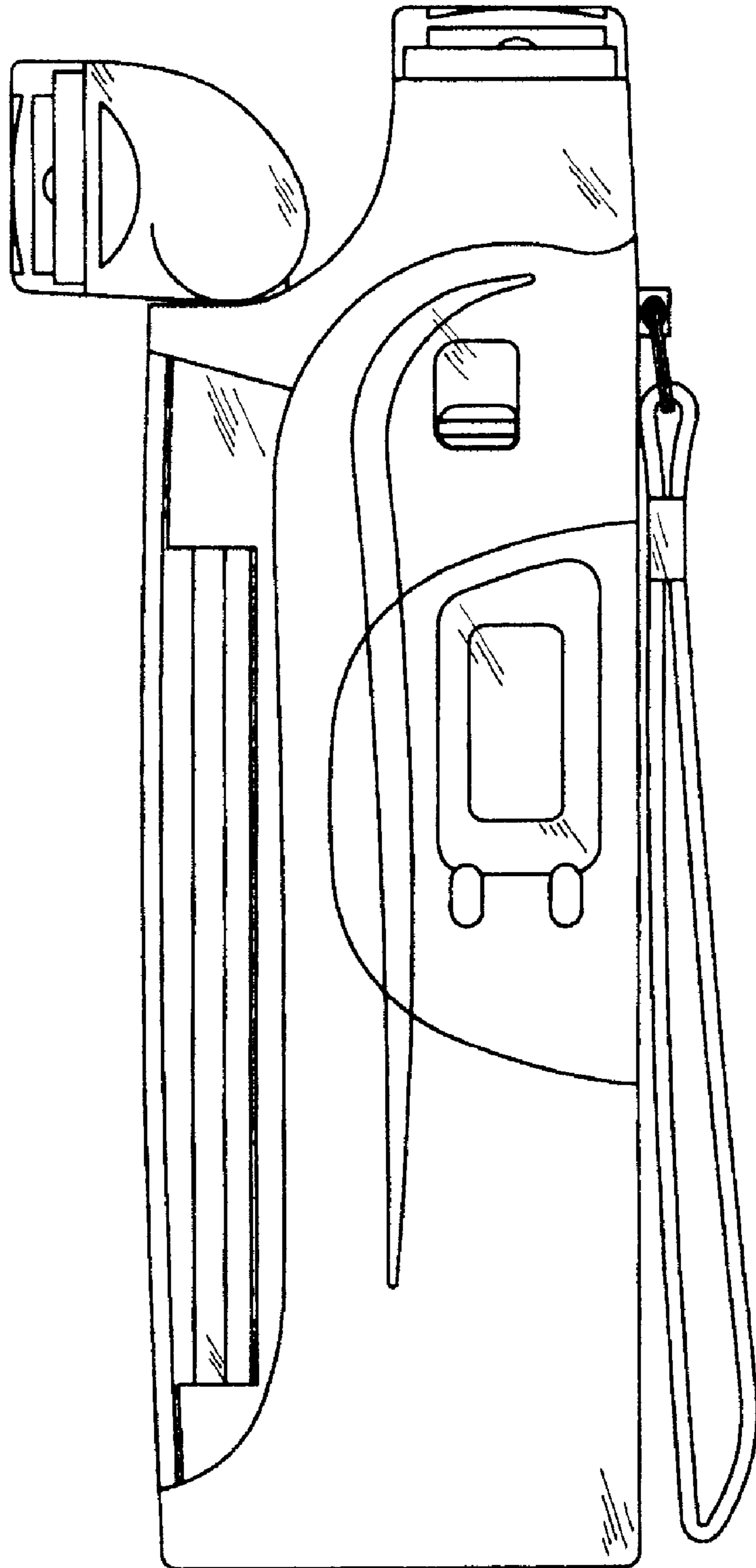


FIG. 2

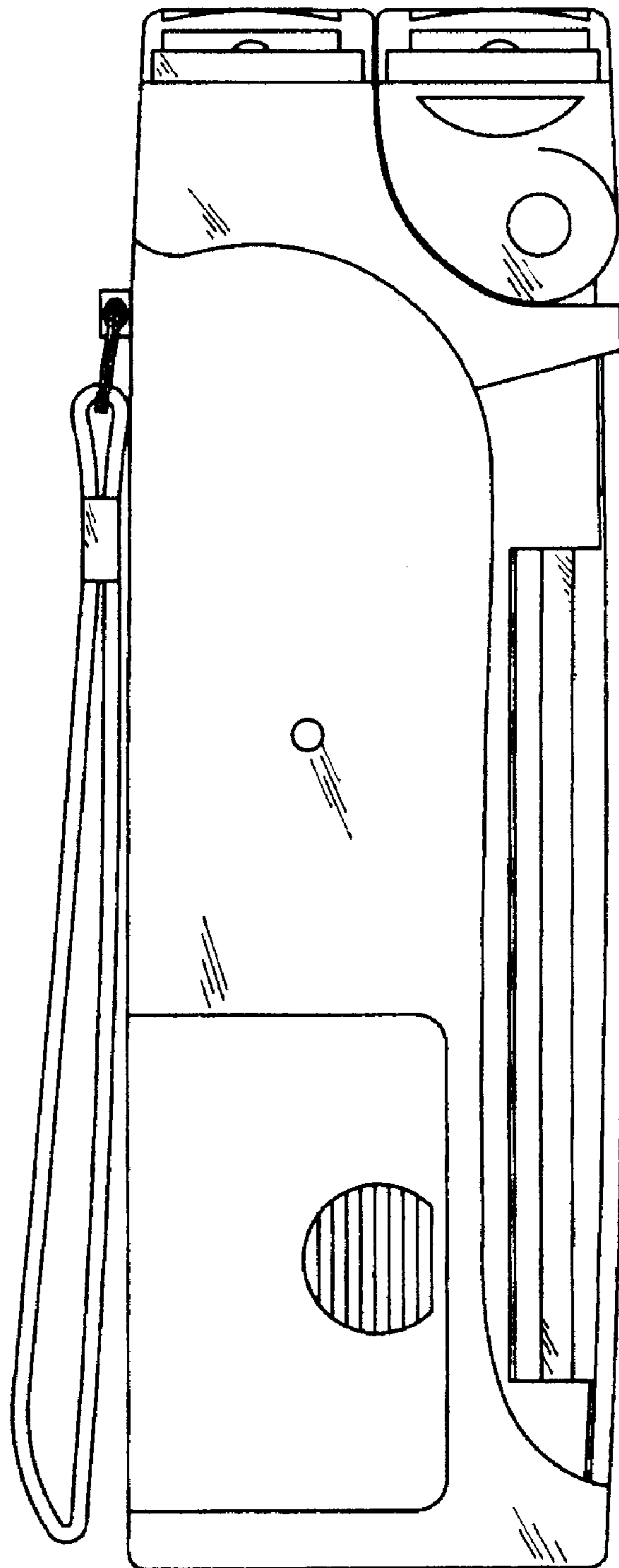


FIG. 3

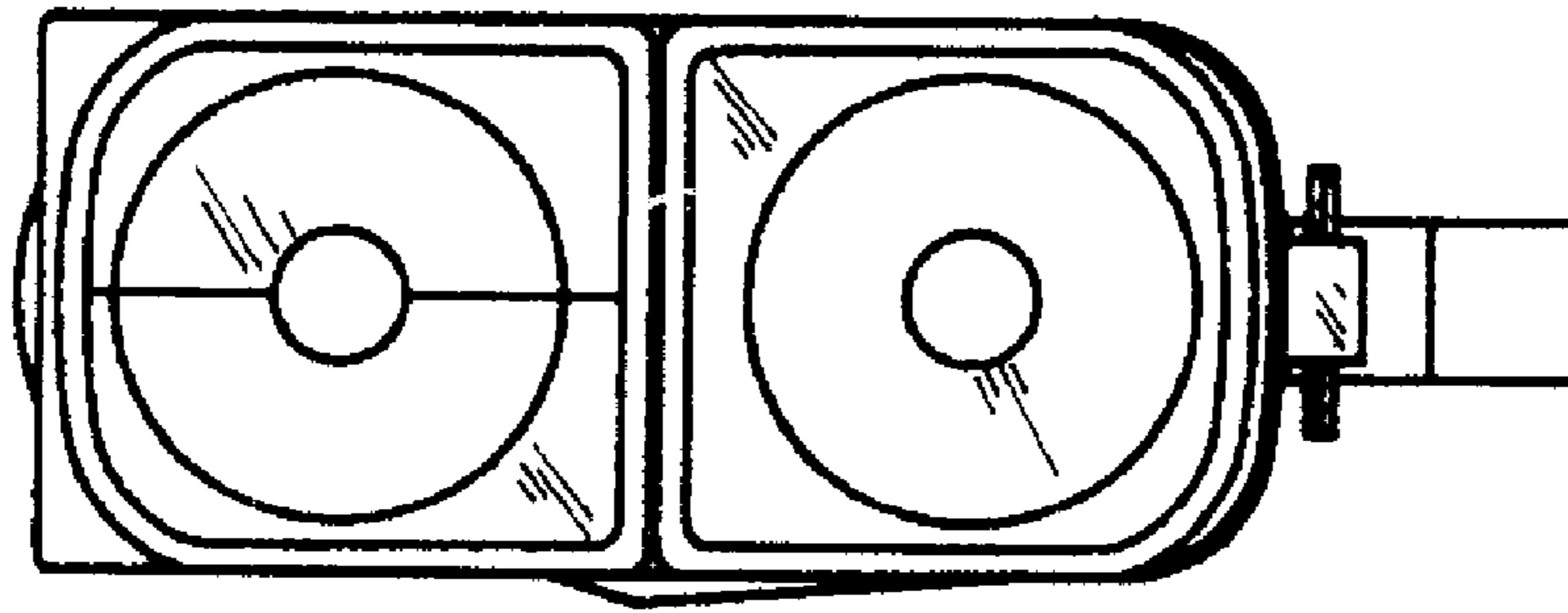


FIG. 4




FIG. 5




FIG. 6

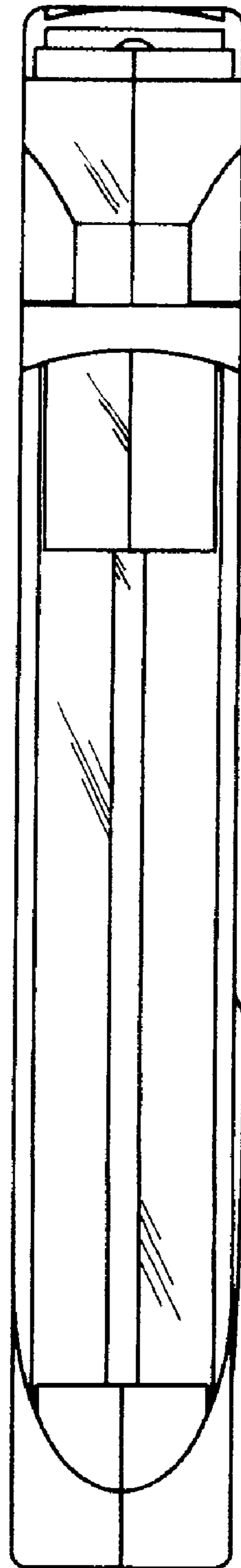


FIG. 7