

US00D529632S

(12) **United States Design Patent**
Folliard

(10) **Patent No.:** **US D529,632 S**
(45) **Date of Patent:** **** Oct. 3, 2006**

(54) **WALL BASE WITH RIBS ALONG THE ENTIRE HEIGHT**

(75) Inventor: **Sharon Folliard**, Chicago, IL (US)

(73) Assignee: **Johnsonite Inc.**, Chargin Falls, OH (US)

(**) Term: **14 Years**

(21) Appl. No.: **29/229,956**

(22) Filed: **May 13, 2005**

(51) **LOC (8) Cl.** **25-02**

(52) **U.S. Cl.** **D25/119; D25/136**

(58) **Field of Classification Search** D25/136,
D25/119; 52/290, 287.1, 288.1, 242, 716.1,
52/716.6, 716.8, 717.01, 718.01
See application file for complete search history.

(56) **References Cited**

U.S. PATENT DOCUMENTS

6,189,276	B1	*	2/2001	Pinto et al.	52/288.1
6,584,743	B1	*	7/2003	Paxton et al.	52/312
D482,460	S	*	11/2003	Knapp	D25/119
D483,881	S	*	12/2003	Glatz	D25/136
D499,818	S	*	12/2004	Glatz	D25/136
D500,371	S	*	12/2004	Glatz	D25/136

OTHER PUBLICATIONS

“Johnsonite® product catalog 1997–98”, pp. 24–25 depicting wall base.

* cited by examiner

Primary Examiner—Doris Clark

(74) *Attorney, Agent, or Firm*—D. Peter Hochberg; Sean Mellino; Katherine R. Vieyra

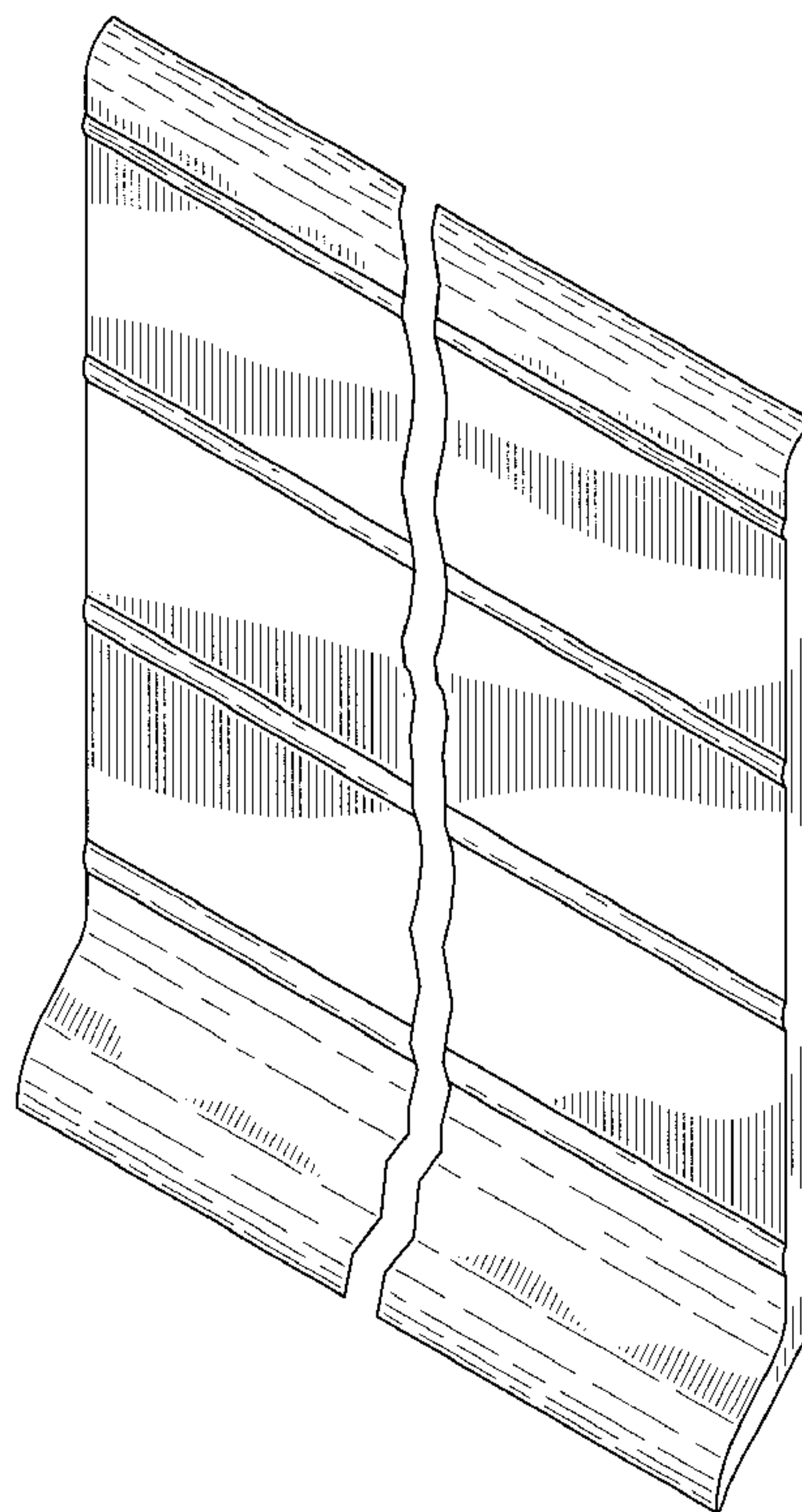
(57) **CLAIM**

The ornamental design for a wall base with ribs along the entire height, as shown and described.

DESCRIPTION

FIG. 1 is a perspective view of the wall base with ribs along the entire height according to the invention; FIG. 2 is a top view of the wall base with ribs along the entire height as shown in FIG. 1; FIG. 3 is a front view of the wall base with along the entire height as shown in FIG. 1; FIG. 4 is a side view of the wall base with ribs along the entire height as shown in FIG. 1; FIG. 5 is a rear view of the wall base with ribs along the entire height as shown in FIG. 1; FIG. 6 is a side view of the wall base with ribs along the entire height as shown in FIG. 1, shown from the opposite side of that shown in FIG. 4; and, FIG. 7 is a bottom view of the wall base with ribs along the entire height as shown in FIG. 1. The claimed design has been broken in the center to indicate indefinite length.

1 Claim, 3 Drawing Sheets



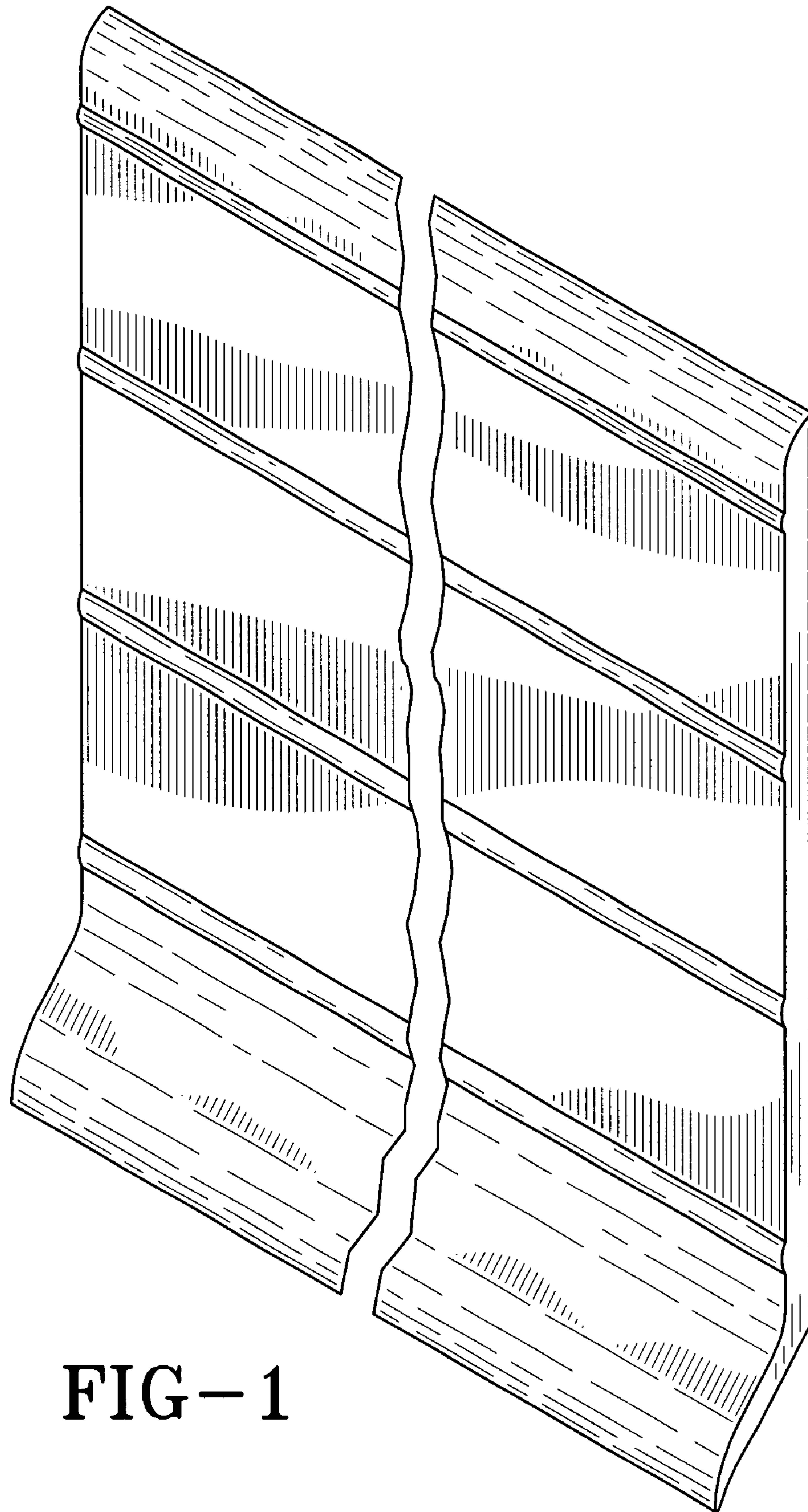


FIG-1




FIG-2

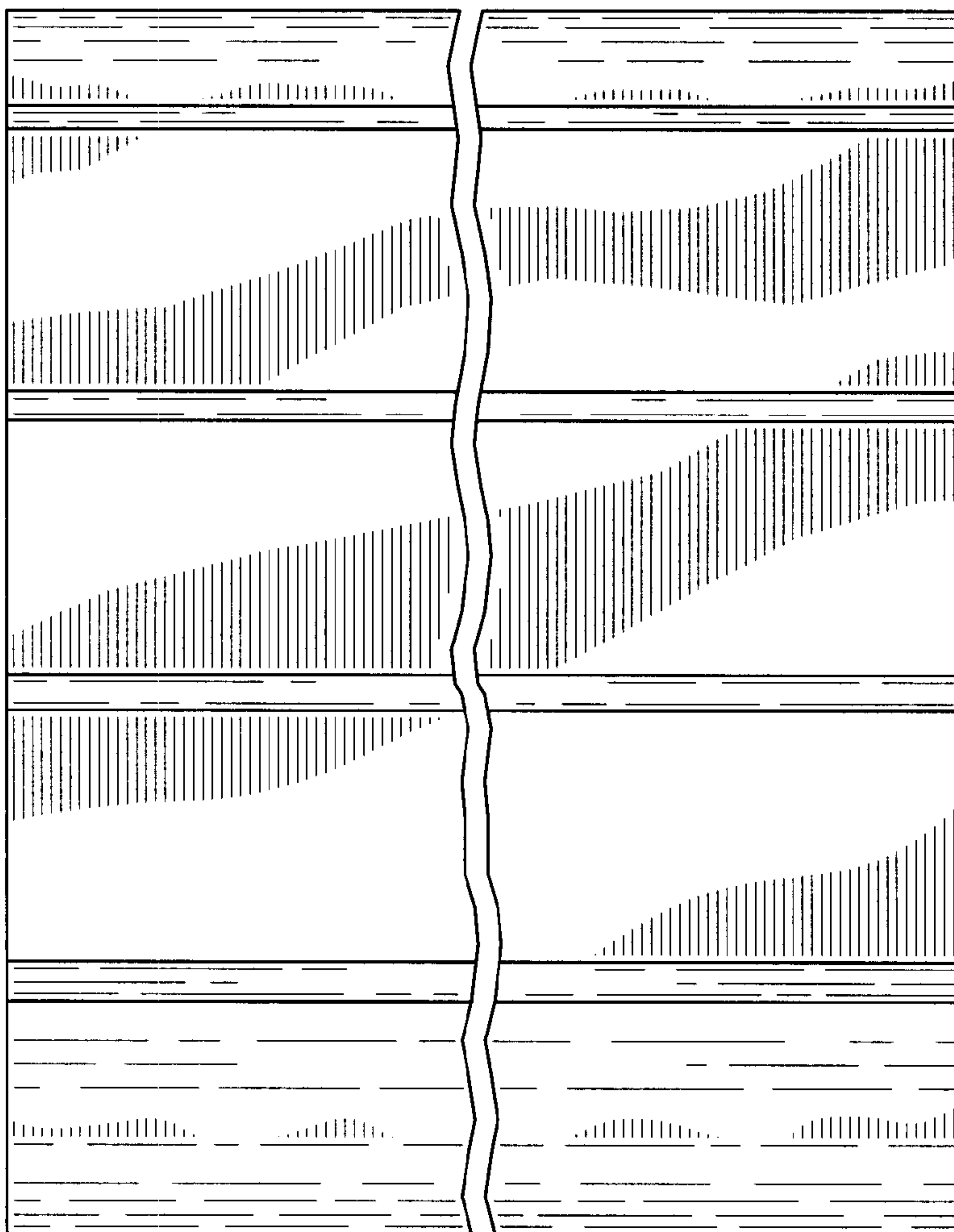


FIG-3



FIG-4

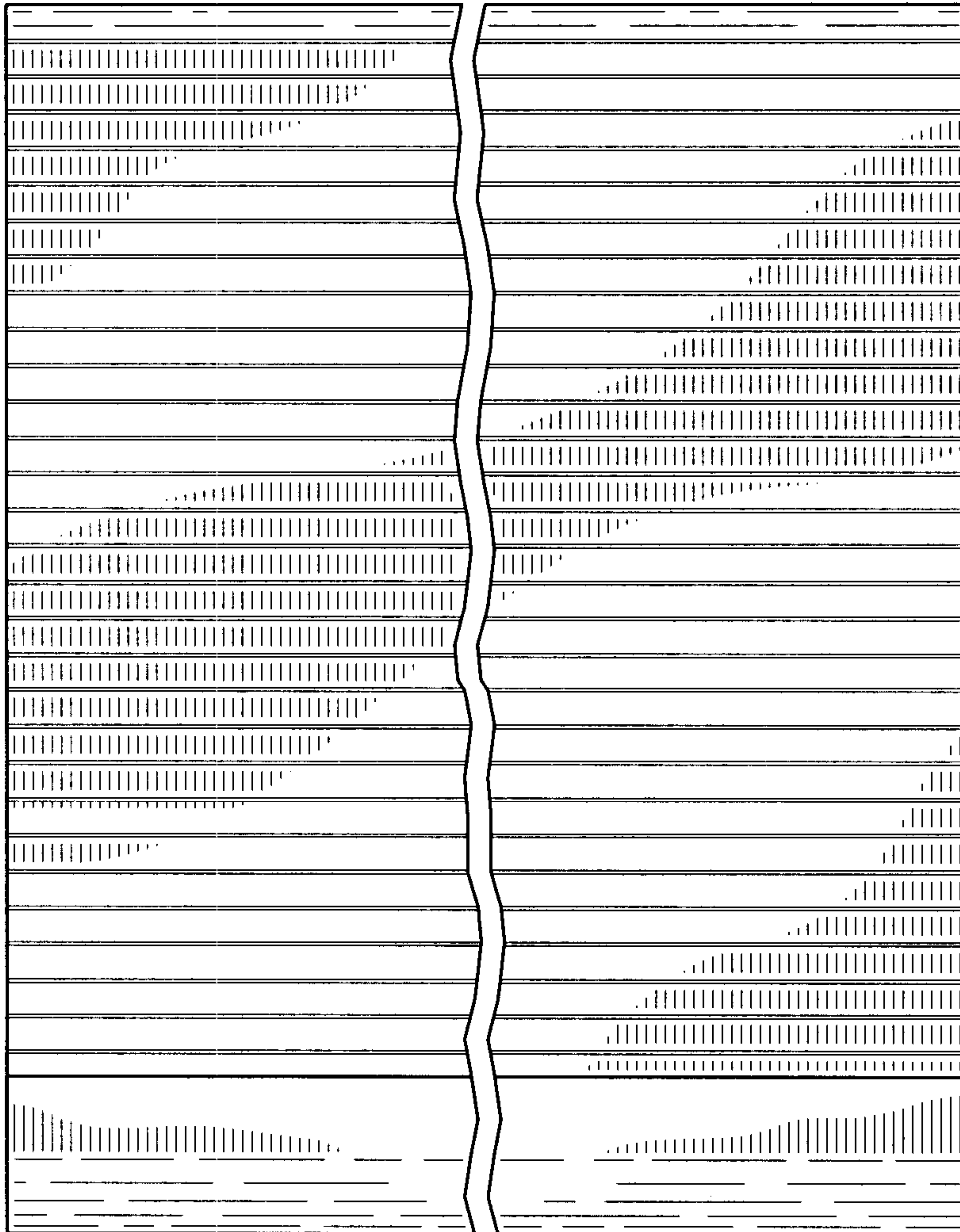


FIG-5

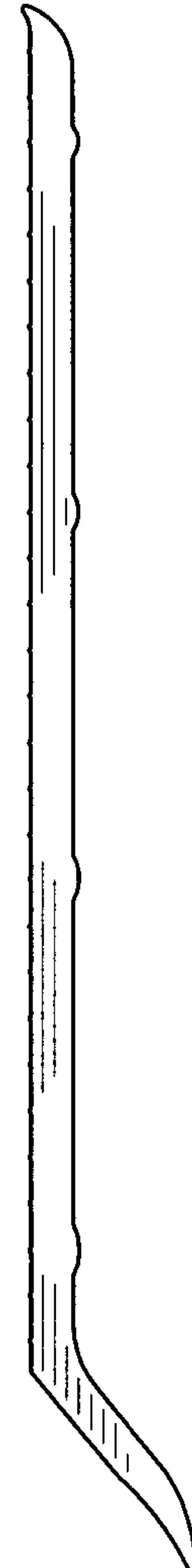


FIG-6




FIG-7