



US00D529624S

(12) **United States Design Patent**
Lynch et al.

(10) **Patent No.:** **US D529,624 S**
(45) **Date of Patent:** **** Oct. 3, 2006**

(54) **DOOR FACING**

(75) Inventors: **Steven K. Lynch**, St. Charles, IL (US);
Jason M. Walsh, St. Charles, IL (US);
Mark A. Ruggie, Franklin Park, IL
(US)

(73) Assignee: **Masonite Corporation**, Tampa, FL
(US)

(**) Term: **14 Years**

(21) Appl. No.: **29/221,216**

(22) Filed: **Jan. 13, 2005**

(51) **LOC (8) Cl.** **25-02**

(52) **U.S. Cl.** **D25/48; D25/138**

(58) **Field of Classification Search** D25/48,
D25/138; 52/455, 474, 630, 783.1, 782.1,
52/783.12, 762, 784.1, 764; 49/504, 501;
428/45

See application file for complete search history.

(56) **References Cited**

U.S. PATENT DOCUMENTS

D370,269 S * 5/1996 Schafernak D25/48

D389,922 S * 1/1998 Lee D25/53
6,615,558 B1 * 9/2003 Libby et al. 52/455
D495,061 S * 8/2004 Lynch et al. D25/48

* cited by examiner

Primary Examiner—Doris Clark

(74) *Attorney, Agent, or Firm*—Berenato, White & Stavish,
LLC

(57) **CLAIM**

The ornamental design for a door facing, as shown and described.

DESCRIPTION

FIG. 1 is a front elevational view of our design, with the rear being a mirror image thereof;

FIG. 2 is a cross sectional view taken along the line 2—2 and viewed in the direction of the arrows;

FIG. 3 is a cross sectional view taken along the line 3—3 and viewed in the direction of the arrows; and,

FIG. 4 is an enlarged fragmentary cross sectional view, taken from the left end of FIG. 3.

1 Claim, 3 Drawing Sheets

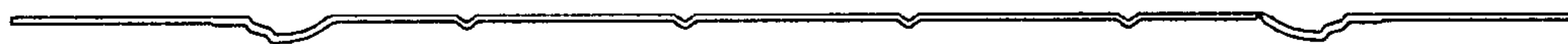


Fig. 1

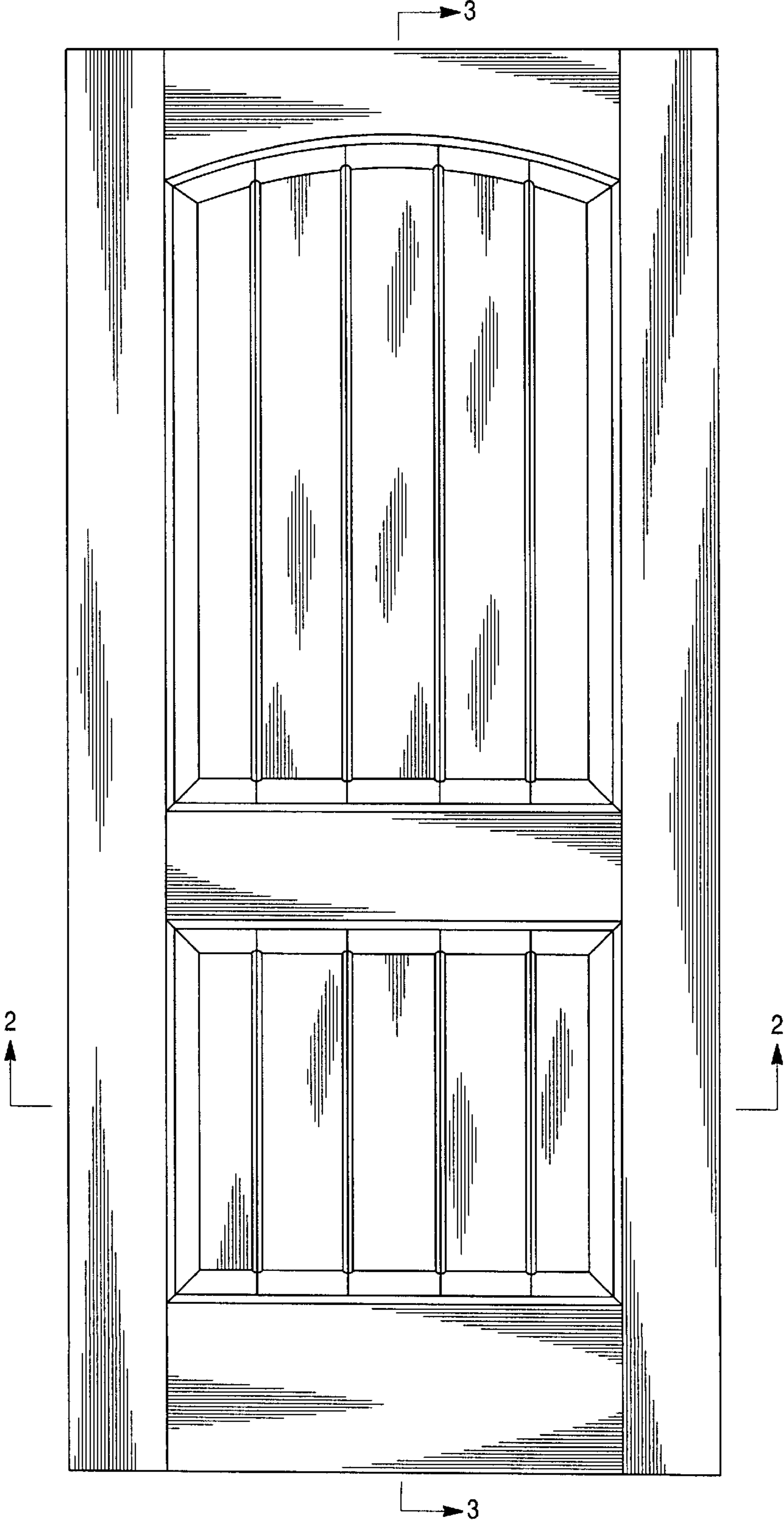


Fig. 2




Fig. 4



Fig. 3

