



US00D529606S

(12) **United States Design Patent**  
**Hind et al.**

(10) **Patent No.:** **US D529,606 S**

(45) **Date of Patent:** **\*\* Oct. 3, 2006**

(54) **AIR DUCT**

6,990,691 B1 \* 1/2006 Klotz et al. .... 2/171.3

(75) Inventors: **Paul Hind**, Aycliffe (GB); **Desmond T. Curran**, Durham (GB); **Peter D. Lee**, Hartlepool (GB)

(73) Assignee: **3M Innovative Properties Company**, St. Paul, MN (US)

(\*\*) Term: **14 Years**

(21) Appl. No.: **29/202,969**

(22) Filed: **Apr. 7, 2004**

(51) **LOC (8) Cl.** ..... **29-02**

(52) **U.S. Cl.** ..... **D24/110.3**

(58) **Field of Classification Search** ..... D24/110,  
D24/110.1-110.6; D29/102, 110; 128/201.19-29;  
2/171, 171.3, 206, 424

See application file for complete search history.

(56) **References Cited**

**U.S. PATENT DOCUMENTS**

3,822,698	A	7/1974	Guy	
3,826,255	A	7/1974	Havstad et al.	
4,136,688	A *	1/1979	Gorman	55/385.1
4,280,491	A	7/1981	Berg et al.	
4,462,399	A	7/1984	Braun	
5,054,479	A *	10/1991	Yelland et al.	128/201.25
D350,585	S *	9/1994	Rasocha	D24/110.5
5,577,495	A	11/1996	Murphy	
5,878,742	A	3/1999	Figueredo et al.	
6,014,971	A	1/2000	Danisch et al.	
6,250,299	B1	6/2001	Danisch et al.	
6,279,572	B1	8/2001	Danisch et al.	
6,810,532	B1 *	11/2004	Wang Lee	2/171.3
6,925,655	B1 *	8/2005	Maki et al.	2/171.3

**OTHER PUBLICATIONS**

Photo of Airduct for 3M Powered Air Purifying Respirator.  
Photo of Airduct for Arbin Powered Air Purifying Respirator  
(end view).

Photo of Airduct for Arbin Powered Air Purifying Respirator  
(side view).

Photo of Airduct for Martindale Powered Air Purifying  
Respirator.

Photo of Airduct for Speedglas Powered Air Purifying  
Respirator.

\* cited by examiner

*Primary Examiner*—Antoine D. Davis

*Assistant Examiner*—Christopher Lee

(74) *Attorney, Agent, or Firm*—Karl G. Hanson

(57) **CLAIM**

The ornamental design for an air duct, as shown and  
described.

**DESCRIPTION**

FIG. 1 is a perspective view, showing the new design for an  
air duct;

FIG. 2 is a left side view thereof, the right side view being  
a mirror image thereof;

FIG. 3 is a front view thereof;

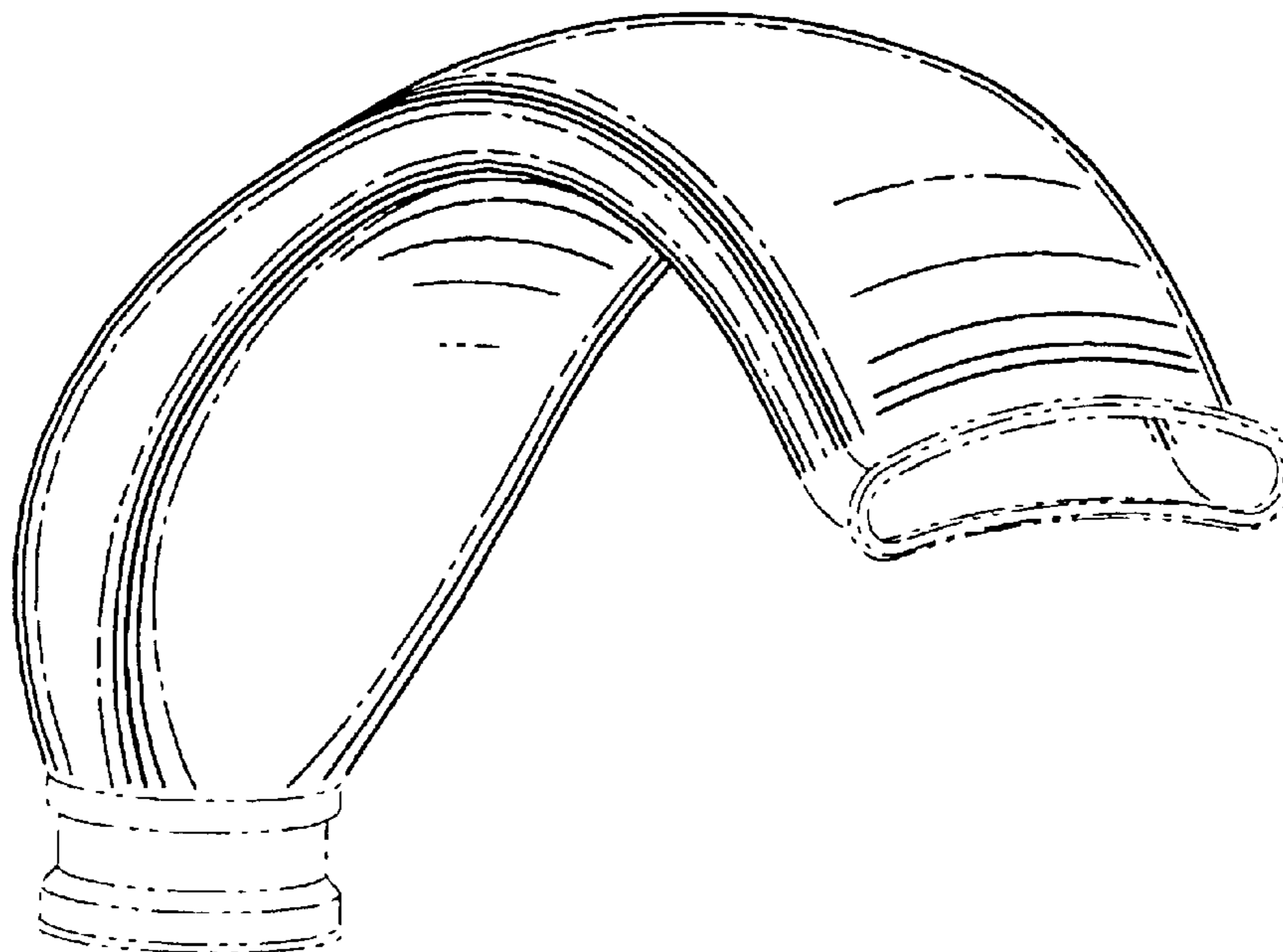
FIG. 4 is a rear view thereof;

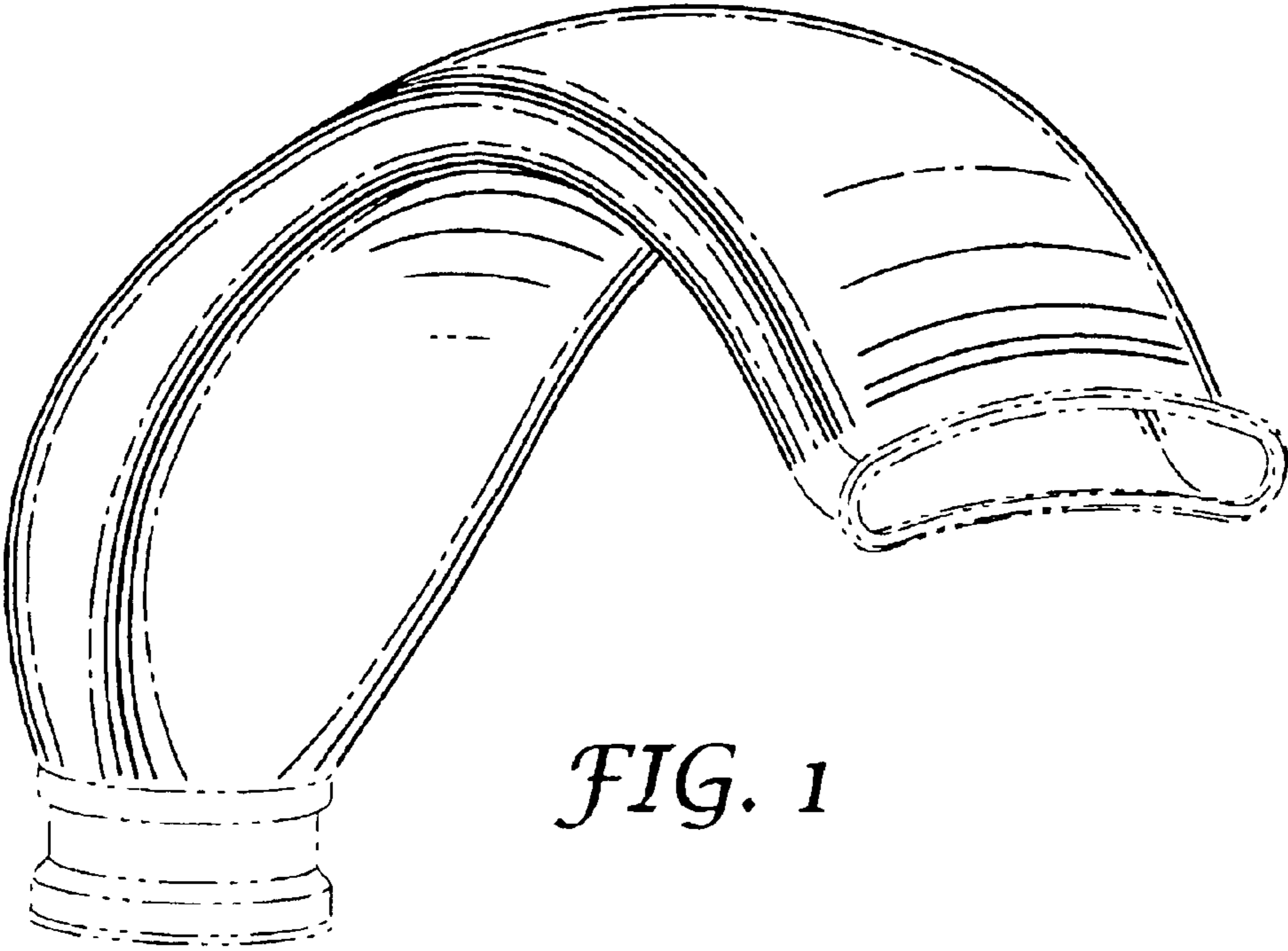
FIG. 5 is a top view thereof; and,

FIG. 6 is a bottom view thereof.

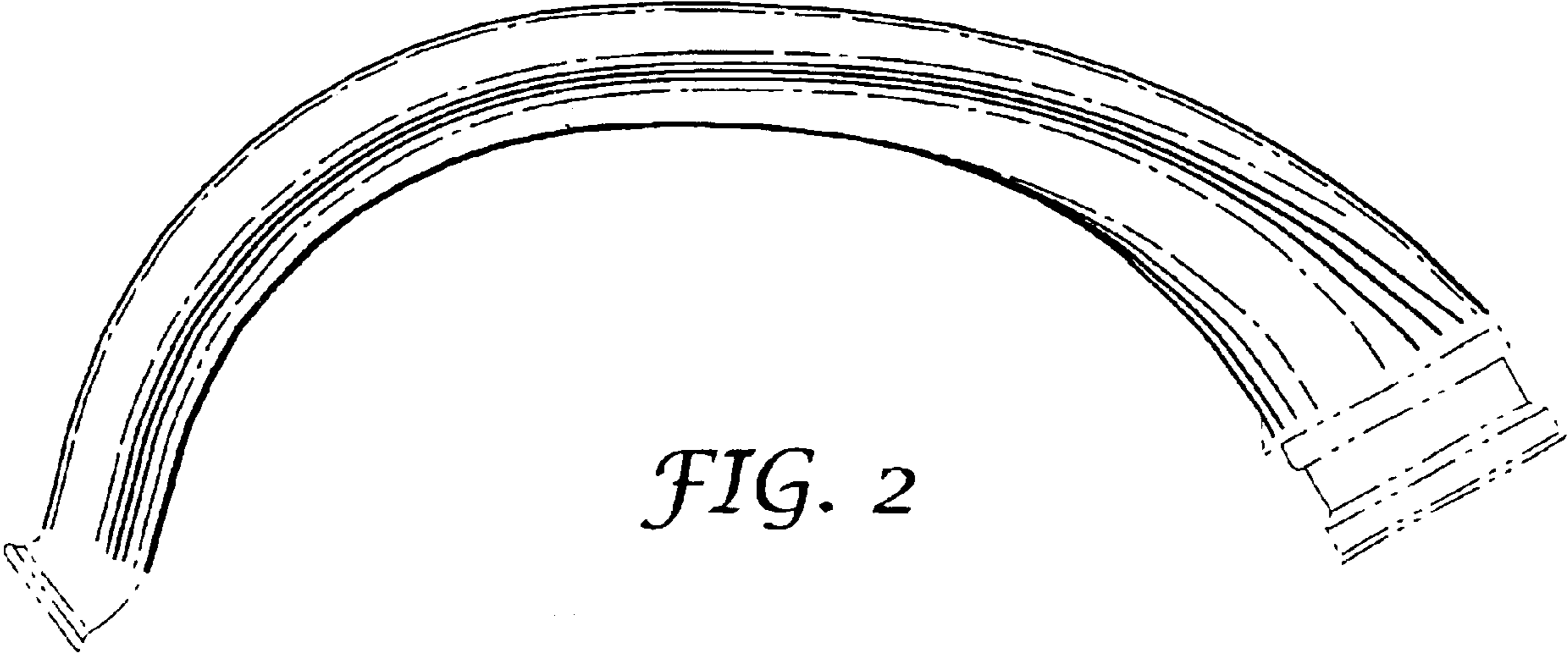
The broken line showing forms no part of the claimed  
design, and the shading is provided to illustrate contour only  
and is not an indication of texture, etc.

**1 Claim, 2 Drawing Sheets**






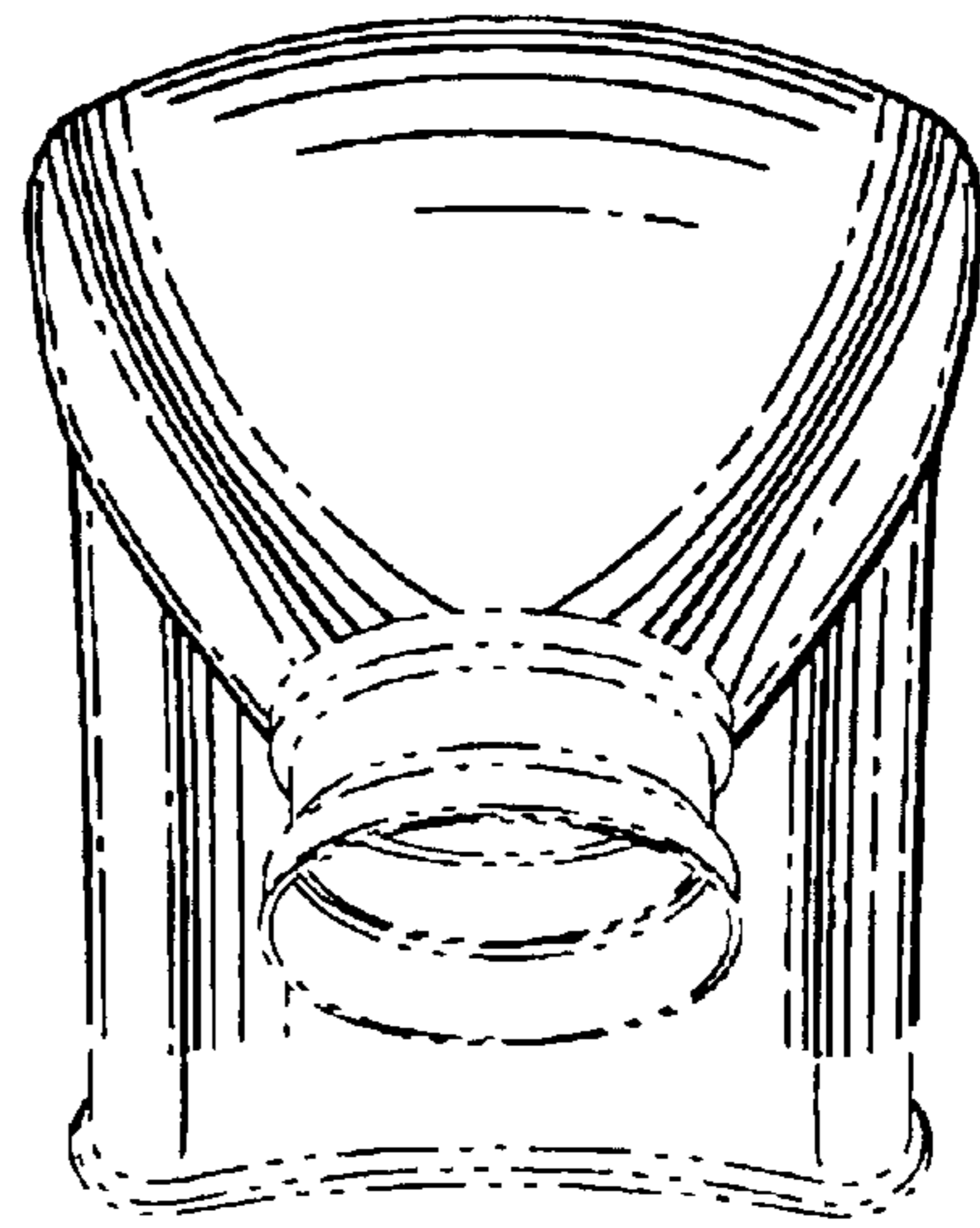
*FIG. 1*




*FIG. 2*



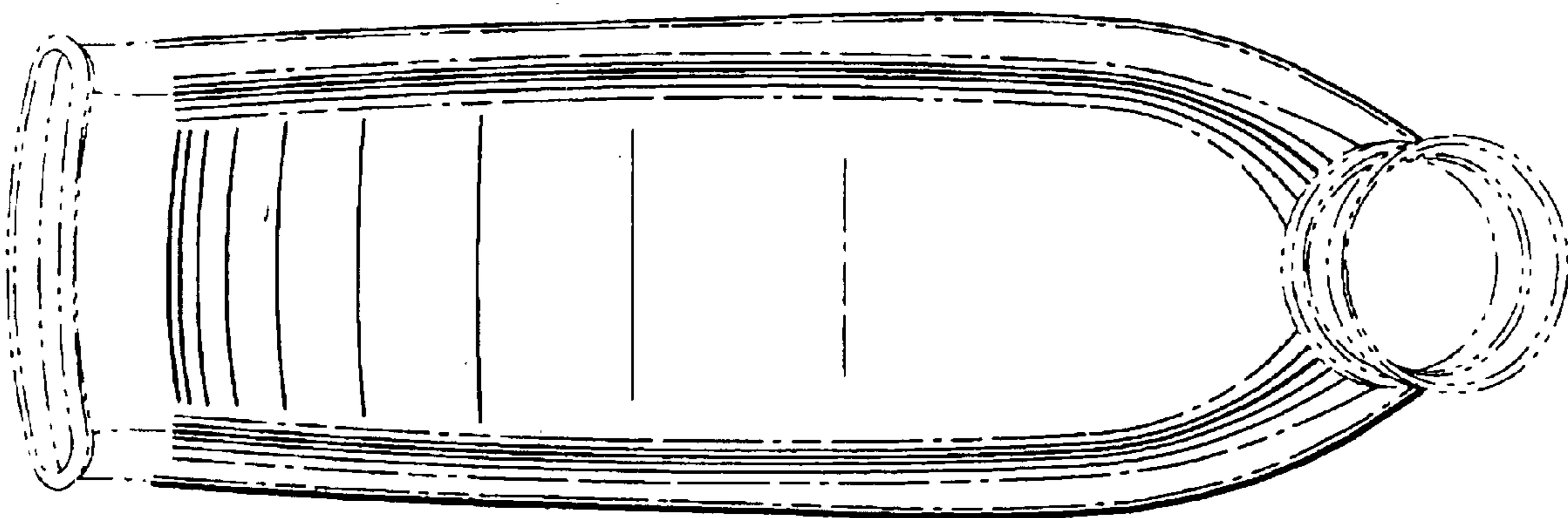
*FIG. 3*



*FIG. 4*



*FIG. 5*



*FIG. 6*