

US00D529596S

(12) **United States Design Patent**  
**Marshall**

(10) **Patent No.:** **US D529,596 S**  
(45) **Date of Patent:** **\*\* Oct. 3, 2006**

(54) **CEILING FAN**

D451,593 S \* 12/2001 Lee ..... D23/411

(76) Inventor: **John C. Marshall**, 6249 Thibodeaux Rd., Greenwell Springs, LA (US) 70739

\* cited by examiner

(\*\*) Term: **14 Years**

*Primary Examiner*—Lisa Lichtenstein  
(74) *Attorney, Agent, or Firm*—Liniak, Berenato & White, LLC

(21) Appl. No.: **29/202,312**

(57) **CLAIM**

(22) Filed: **Mar. 30, 2004**

The ornamental design for a ceiling fan, as shown and described.

**Related U.S. Application Data**

**DESCRIPTION**

(62) Division of application No. 29/154,854, filed on Feb. 1, 2002, now Pat. No. Des. 489,442.

The file to this patent contains at least one photograph executed in color. Copies of this patent with color photographs will be provided by the Office upon request and payment of the necessary fee.

(51) **LOC (8) Cl.** ..... **23-04**

(52) **U.S. Cl.** ..... **D23/377**

(58) **Field of Classification Search** ..... D23/377, D23/379, 385, 411, 413; 416/5; 392/364  
See application file for complete search history.

FIG. 1 is a bottom plan view of a ceiling fan. FIG. 2 is a top plan view thereof; and, FIG. 3 is a side elevational view, the other sides being substantially identical except for the position of the blades.

(56) **References Cited**

**1 Claim, 3 Drawing Sheets**

**U.S. PATENT DOCUMENTS**

D428,129 S \* 7/2000 Huang ..... D23/377  
D439,322 S \* 3/2001 Lee ..... D23/377

**(3 of 3 Drawing Sheet(s) Filed in Color)**





Fig. 1



**Fig. 2**




Fig. 3

