



US00D529593S

(12) **United States Design Patent**
Mishiro et al.

(10) **Patent No.:** **US D529,593 S**

(45) **Date of Patent:** **** Oct. 3, 2006**

(54) **AIR-CONDITIONER**

(75) Inventors: **Shigetada Mishiro**, Gunma-ken (JP);
Hiroshi Yamauchi, Osaka-fu (JP)

(73) Assignees: **Samsung Electronics Co., Ltd.**,
Gyeonggi-do (KR); **Sanyo Electric Co.,
Ltd.**, Osaka-fu (JP); **Sanyo
Air-Conditioners Co., Ltd.**,
Gunma-ken (JP)

(**) Term: **14 Years**

(21) Appl. No.: **29/202,078**

(22) Filed: **Mar. 25, 2004**

(30) **Foreign Application Priority Data**

Oct. 1, 2003 (JP) 2003-028866

(51) **LOC (8) Cl.** **23-04**

(52) **U.S. Cl.** **D23/351**

(58) **Field of Classification Search** D23/351-354;
312/236; 62/259.1, 259.4, 262-263, 304;
454/330-331, 349-350

See application file for complete search history.

(56) **References Cited**

U.S. PATENT DOCUMENTS

4,733,543 A * 3/1988 Blair 312/236
D321,248 S * 10/1991 Wilgus et al. D23/351

D322,848 S * 12/1991 Wilgus et al. D23/351
D417,724 S * 12/1999 Okamoto et al. D23/351
D448,838 S * 10/2001 Galeazzi et al. D23/354
D469,525 S * 1/2003 Giugiaro D23/328

* cited by examiner

Primary Examiner—Brian N Vinson

(74) *Attorney, Agent, or Firm*—Weingarten, Schurgin,
Gagnebin & Lebovici LLP

(57) **CLAIM**

The ornamental design for an air-conditioner, as shown and described.

DESCRIPTION

FIG. 1 is a front elevational view of an air-conditioner showing our new design;

FIG. 2 is a rear elevational view thereof;

FIG. 3 is a top plan view thereof;

FIG. 4 is a bottom plan view thereof;

FIG. 5 is a right-side elevational view thereof;

FIG. 6 is a vertical cross-sectional view thereof, taken through the middle of the unit;

FIG. 7 is an enlarged, fragmentary cross-sectional view thereof, taken along line 7—7 of FIG. 6;

FIG. 8 is a bottom, front and right side perspective view thereof; and,

FIG. 9 is an additional bottom, front and right side perspective view thereof, showing the unit in an operational mode.

1 Claim, 4 Drawing Sheets



Fig. 1




Fig. 2




Fig. 3

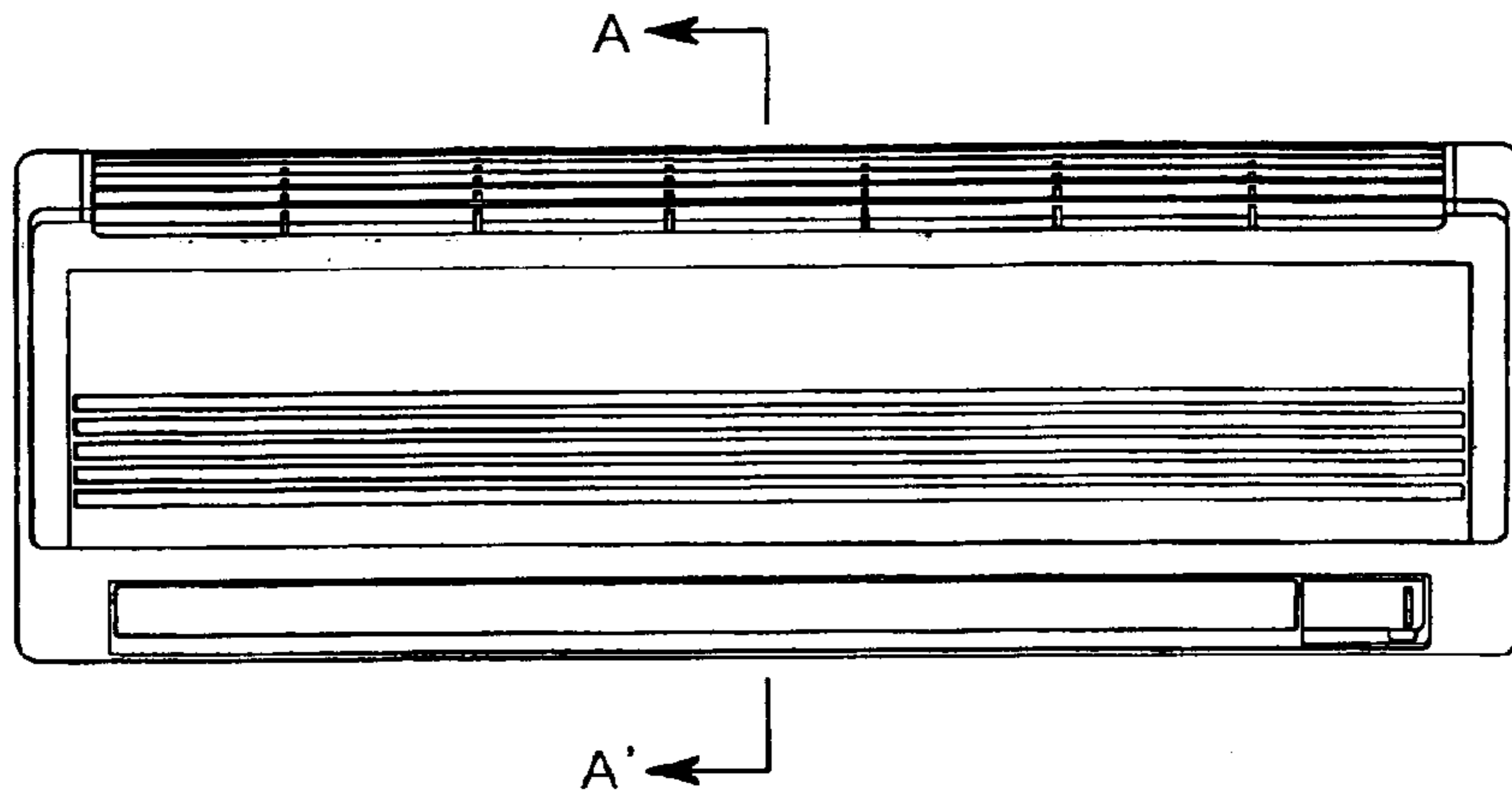


Fig. 4




Fig. 5

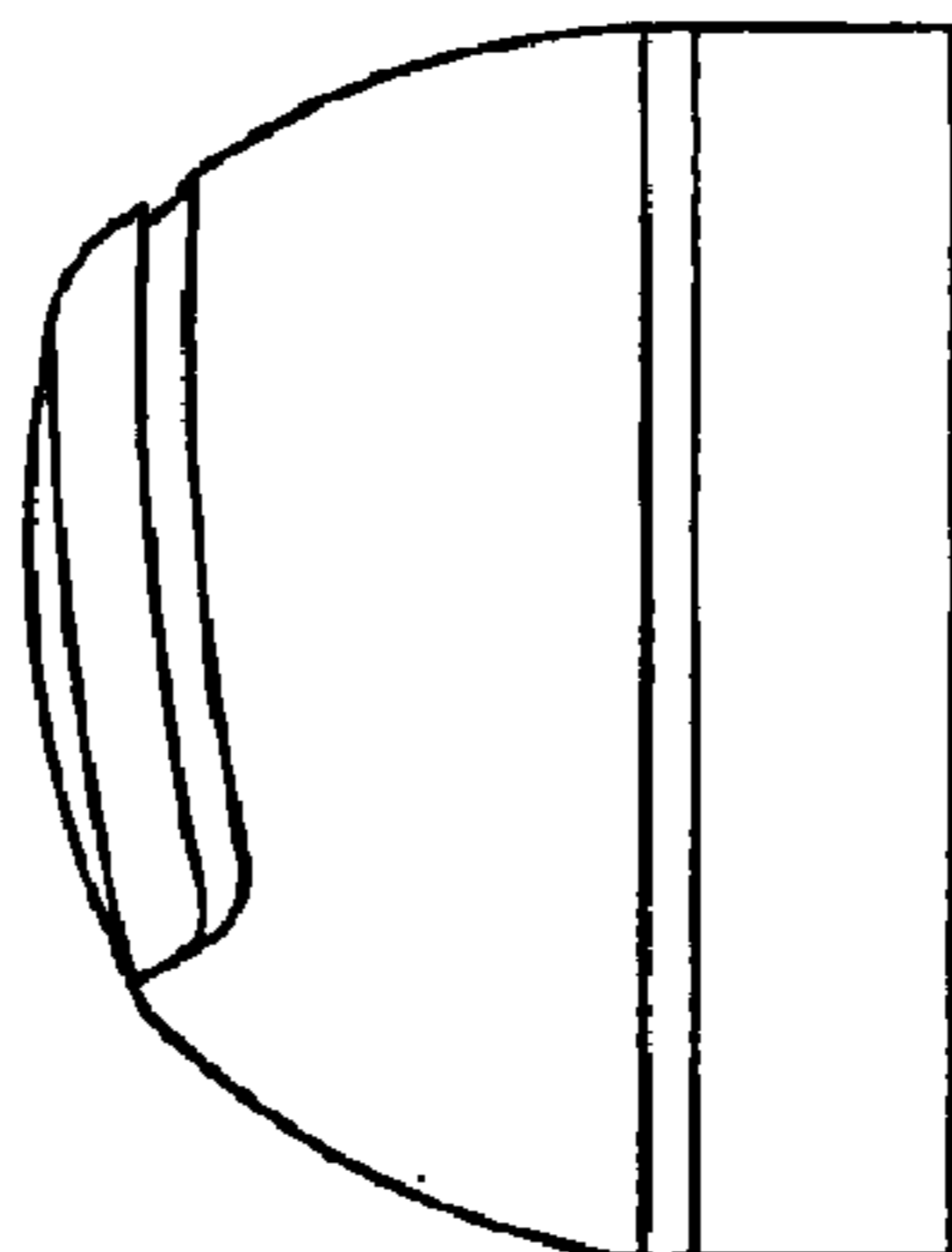


Fig. 6

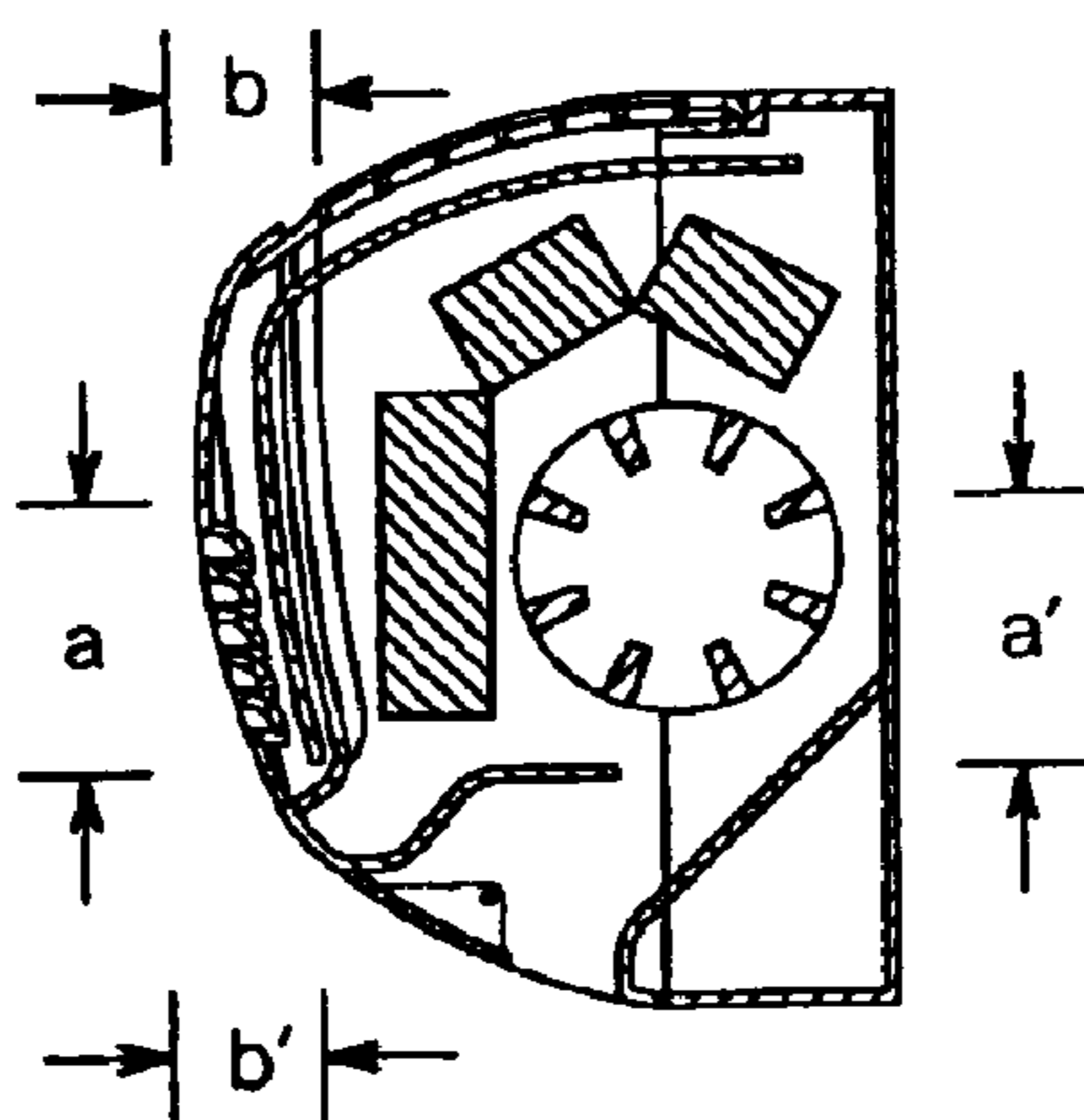


Fig. 7

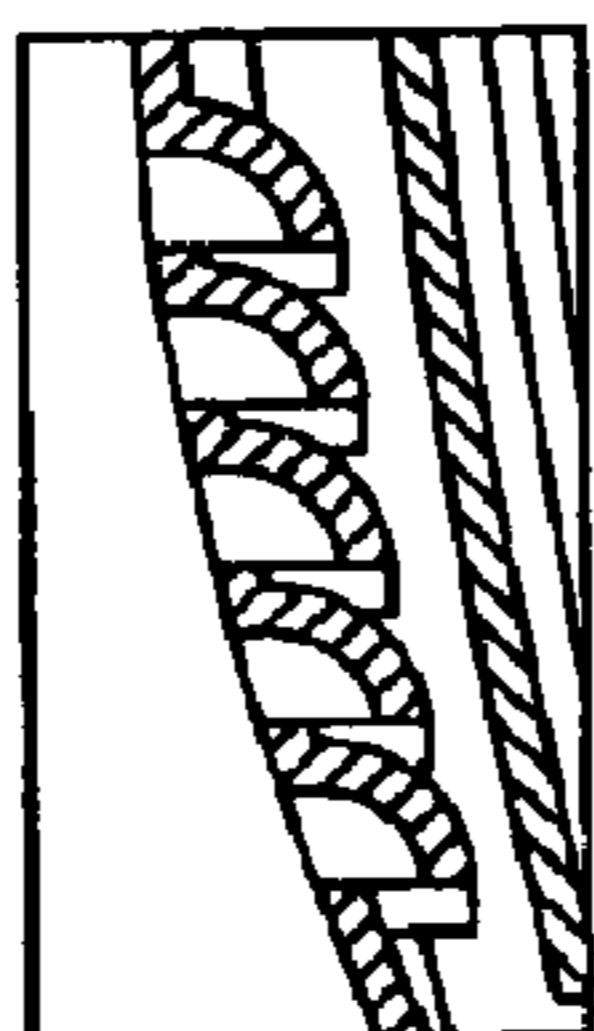


Fig. 8




Fig. 9

