



US00D529580S

(12) **United States Design Patent**  
**Shieh**

(10) **Patent No.:** **US D529,580 S**

(45) **Date of Patent:** **\*\* Oct. 3, 2006**

(54) **VERTICAL FAUCET HOUSING**

D514,199 S \* 1/2006 Starck ..... D23/238

(75) Inventor: **Ming-Dang Shieh**, Changhua Hsien  
(TW)

\* cited by examiner

(73) Assignee: **Horng Lai Industrial Co., Ltd.**, Lu  
Kang Chen (TW)

*Primary Examiner*—Louis S. Zarfes

*Assistant Examiner*—Gregory Andoll

(\*\*) Term: **14 Years**

(74) *Attorney, Agent, or Firm*—Alan D. Kamrath; Nikolai  
& Mersereau, P.A.

(21) Appl. No.: **29/230,678**

(57) **CLAIM**

(22) Filed: **May 24, 2005**

The ornamental design for a vertical faucet housing, as  
shown and described.

(51) **LOC (8) Cl.** ..... **23-01**

(52) **U.S. Cl.** ..... **D23/238**

(58) **Field of Classification Search** ..... D23/238-257;  
4/675-678; 137/801

See application file for complete search history.

**DESCRIPTION**

FIG. 1 is a perspective view of a vertical faucet housing  
showing my design;

FIG. 2 is a front elevational view thereof;

FIG. 3 is a rear elevational view thereof;

FIG. 4 is a left side elevational view thereof;

FIG. 5 is a right side elevational view thereof;

FIG. 6 is a top plan view thereof; and,

FIG. 7 is a bottom plan view thereof.

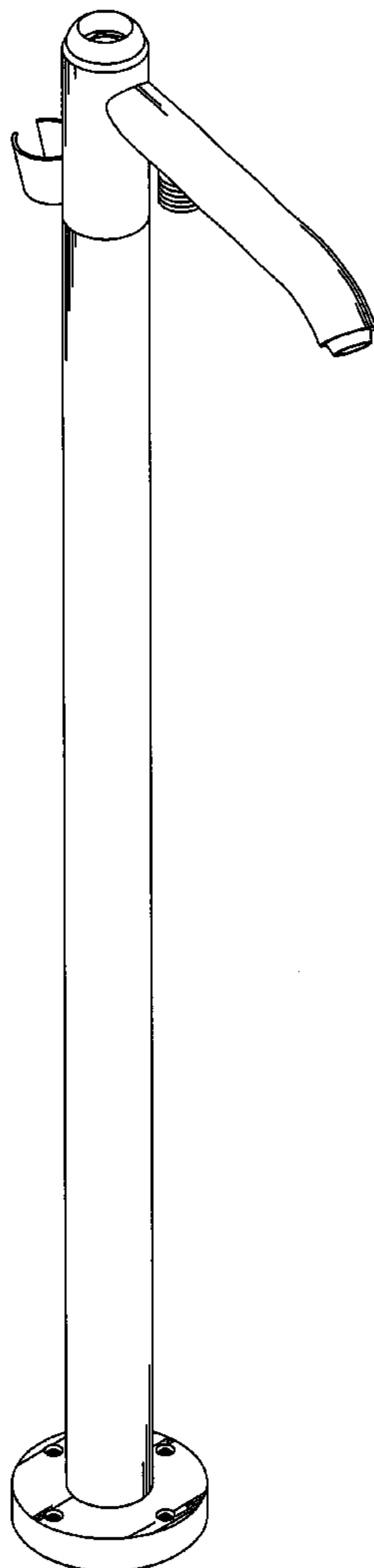
(56) **References Cited**

U.S. PATENT DOCUMENTS

D461,529 S \* 8/2002 Gottwald ..... D23/242

D513,060 S \* 12/2005 Ouyoung ..... D23/238

**1 Claim, 4 Drawing Sheets**



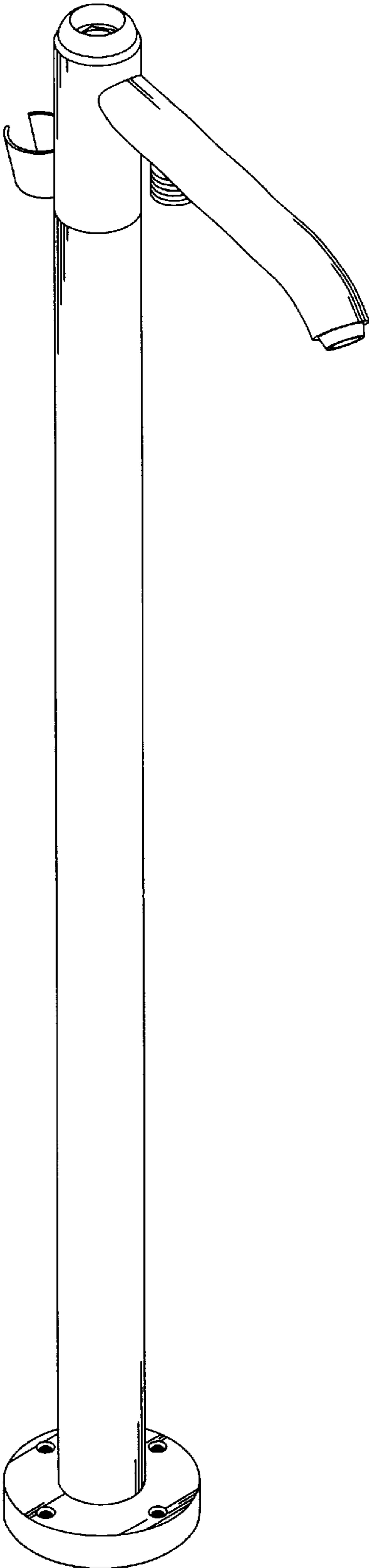


FIG. 1

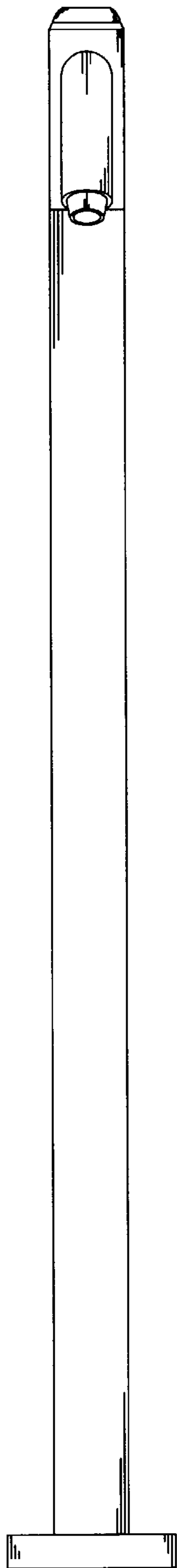


FIG. 2

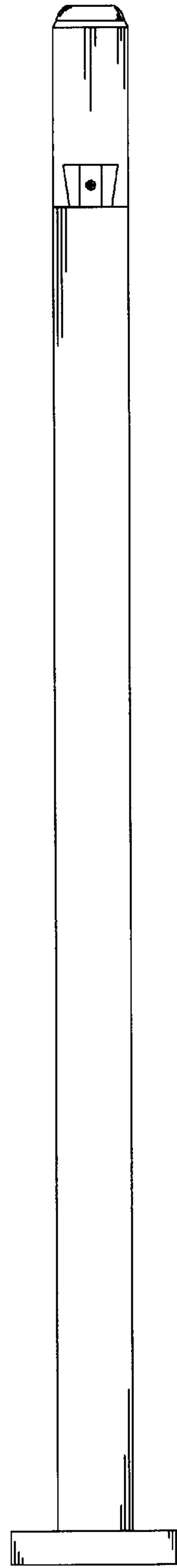


FIG. 3




FIG. 4




FIG. 5

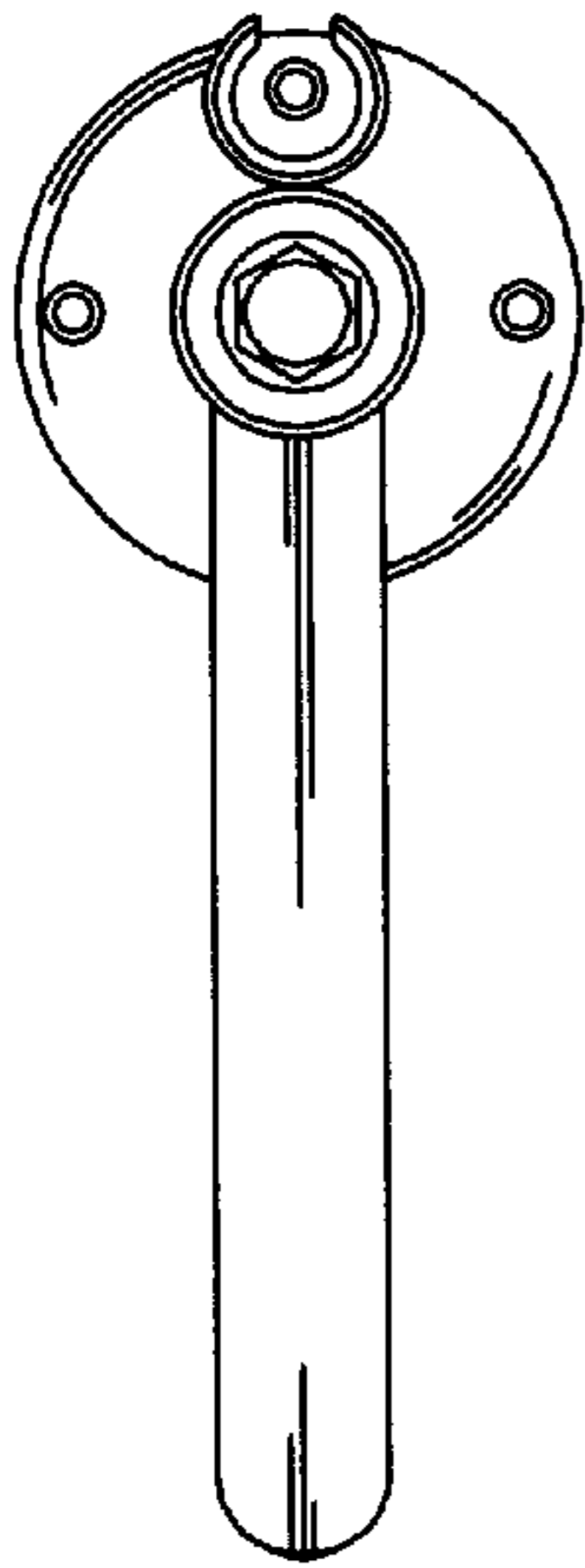


FIG. 6

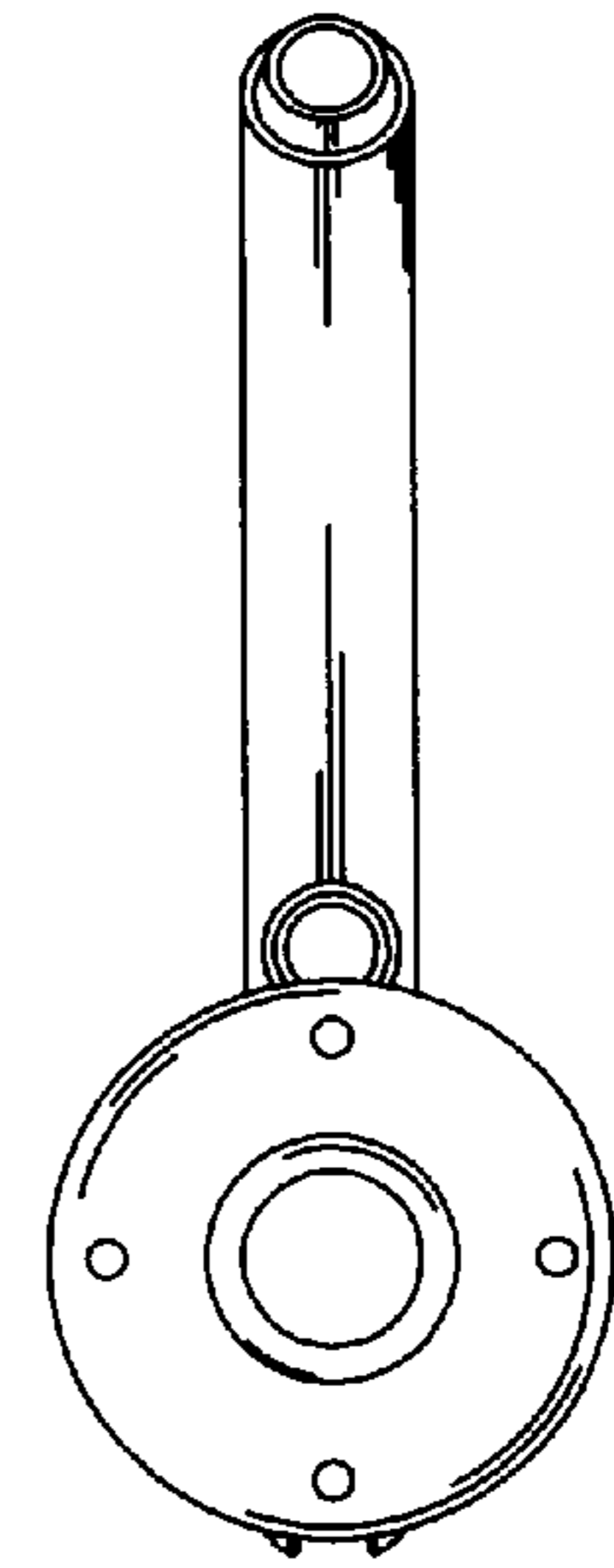


FIG. 7