



US00D529573S

(12) **United States Design Patent**
Daley et al.

(10) **Patent No.:** **US D529,573 S**

(45) **Date of Patent:** **** Oct. 3, 2006**

(54) **SEWAGE TANK**

(75) Inventors: **Paul J. Daley**, Waterford, NY (US);
Clark A. Henry, Scotia, NY (US);
Graeme Hisgrove, Brighton (AU);
Adrian Massey, Mount Waverley (AU)

(73) Assignee: **Environment One Corporation**,
Niskayuna, NY (US)

(**) Term: **14 Years**

(21) Appl. No.: **29/210,528**

(22) Filed: **Aug. 2, 2004**

(51) **LOC (8) Cl.** **23-01**

(52) **U.S. Cl.** **D23/202**

(58) **Field of Classification Search** D23/202,
D23/203-205; 220/561, 565, 587, 532.2

See application file for complete search history.

(56) **References Cited**

U.S. PATENT DOCUMENTS

D154,966 S * 8/1949 Walsh D23/205
4,909,393 A * 3/1990 Palisin, Jr. 206/519

5,494,183 A * 2/1996 Sharp 220/62.19
5,597,948 A * 1/1997 Sharp 73/49.2
D397,763 S * 9/1998 Sabo D23/203
6,763,950 B1 * 7/2004 Graves 210/513

* cited by examiner

Primary Examiner—Robin Webster

(74) *Attorney, Agent, or Firm*—Heslin Rothenberg Farley
& Mesiti P.C.

(57) **CLAIM**

The ornamental design for a sewage tank, as shown and described.

DESCRIPTION

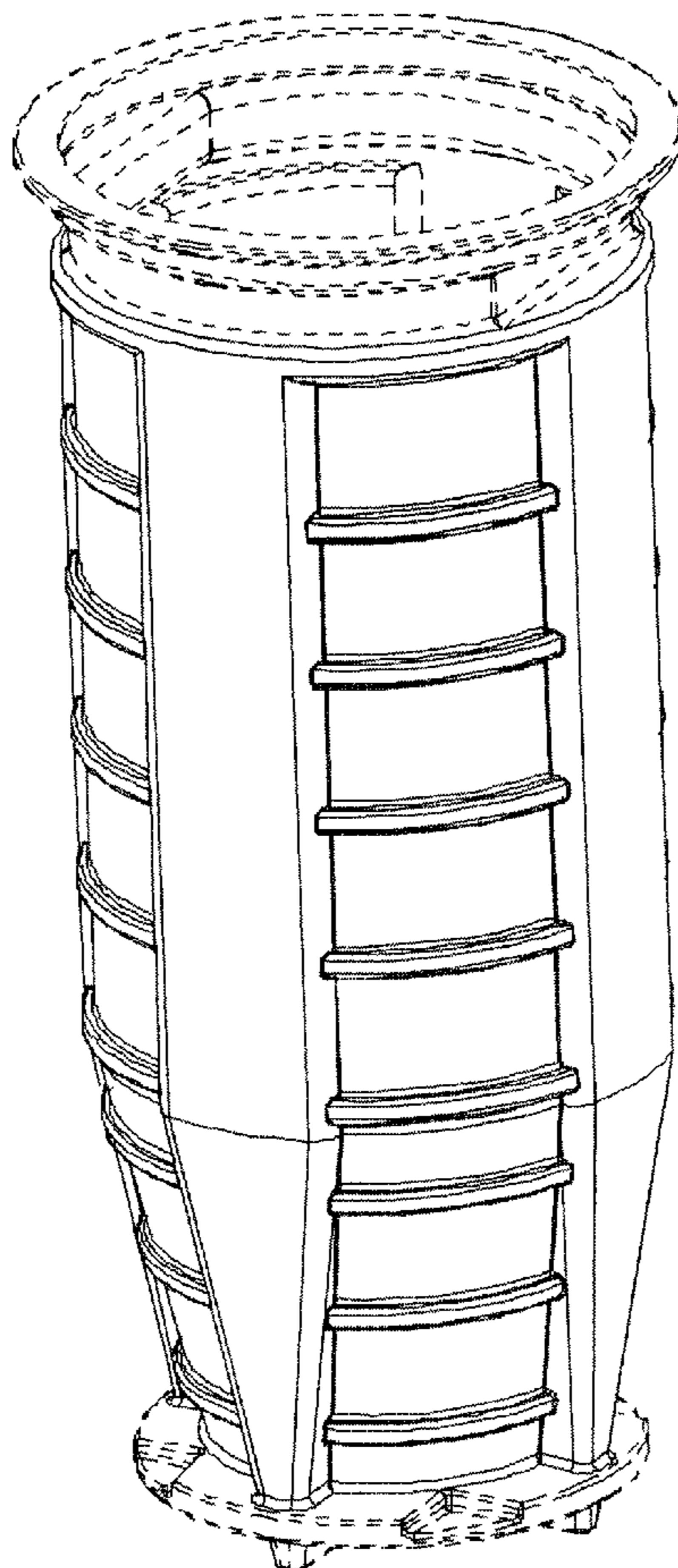
FIG. 1 is a perspective view of a sewage tank in accordance with the new design;

FIG. 2 is a front elevational view thereof; a rear elevational view being a mirror image thereof; and,

FIG. 3 is a right side elevational view thereof, a left side elevational view being a mirror image thereof.

The broken lines in the drawings are for illustrative purposes only and form no part of the claimed design.

1 Claim, 3 Drawing Sheets



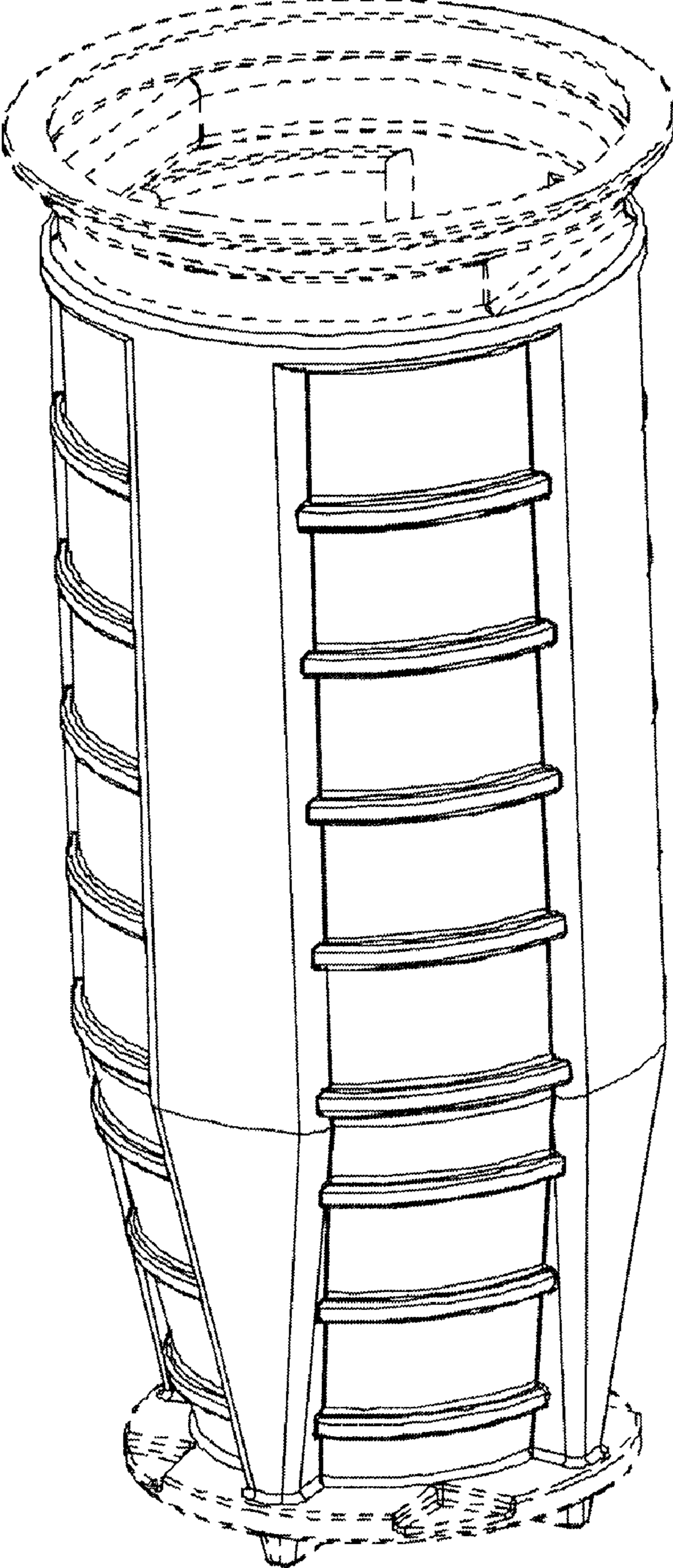


FIG. 1




FIG. 2

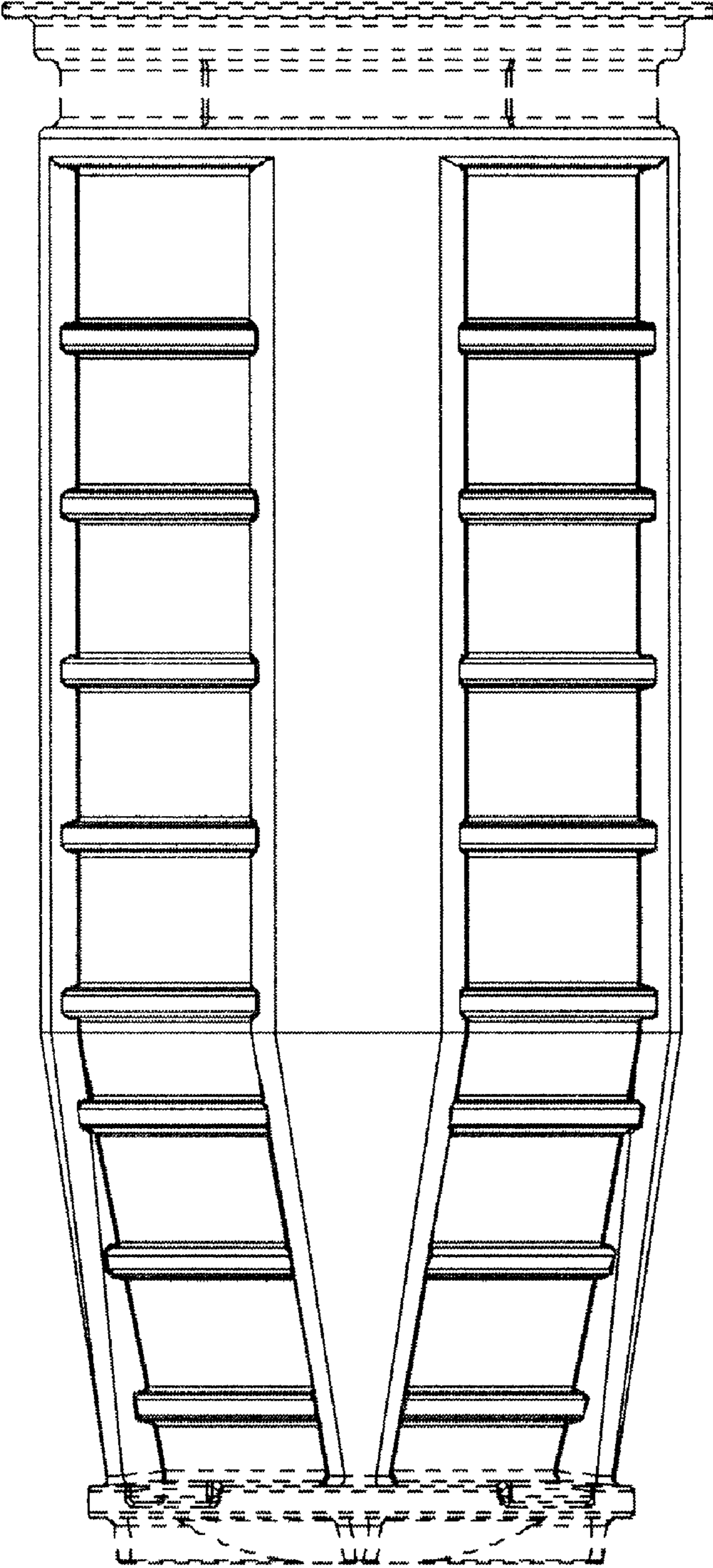


FIG. 3