

US00D529560S

(12) **United States Design Patent**
Madore

(10) **Patent No.:** **US D529,560 S**

(45) **Date of Patent:** **** Oct. 3, 2006**

(54) **GOLF CLUB HEAD FOR A PUTTER**

(75) Inventor: **Carl L. Madore**, Portland, OR (US)

(73) Assignee: **Nike, Inc.**, Beaverton, OR (US)

(**) Term: **14 Years**

(21) Appl. No.: **29/223,636**

(22) Filed: **Feb. 17, 2005**

(51) **LOC (8) Cl.** **21-02**

(52) **U.S. Cl.** **D21/743**

(58) **Field of Classification Search** D21/736-746;
473/324-331, 340-341, 251-256

See application file for complete search history.

(56) **References Cited**

U.S. PATENT DOCUMENTS

D149,156 S *	3/1948	Weatherington	D21/743
D193,096 S *	6/1962	Green, Jr.	D21/745
D229,844 S *	1/1974	Pavelle	D21/741
D234,961 S *	4/1975	Swash	D21/745
D282,480 S *	2/1986	Reynolds, Jr.	D21/744
D294,511 S *	3/1988	Durket	D21/742
D323,867 S *	2/1992	Rizzotto	D21/740
D324,555 S *	3/1992	Evans	D21/744
D337,803 S *	7/1993	Sillers	D21/741
5,286,027 A *	2/1994	Koumarios	473/328
D355,944 S *	2/1995	Bendo	D21/741
D359,330 S *	6/1995	Channell	D21/741
D367,305 S *	2/1996	Myers	D21/742
D380,515 S *	7/1997	Fabbri et al.	D21/745
D389,539 S *	1/1998	Moore	D21/739
D391,612 S *	3/1998	Moore	D21/745
D398,354 S *	9/1998	Carter	D21/742
D399,274 S *	10/1998	Bradford	D21/736
D404,099 S *	1/1999	Mounfield, Jr.	D21/738
D406,293 S *	3/1999	Mounfield, Jr.	D21/744
D456,055 S *	4/2002	Yerelian	D21/736
D456,472 S *	4/2002	Yerelian	D21/736
6,435,976 B1 *	8/2002	Galliers	473/244
6,488,595 B1 *	12/2002	Grace	473/341

D481,431 S *	10/2003	Wightman	D21/743
6,723,002 B1 *	4/2004	Barlow	473/252
D500,539 S *	1/2005	Holloway	D21/736
D501,233 S *	1/2005	Thomas	D21/736
D502,702 S *	5/2005	Wood	D21/736
2002/0193176 A1 *	12/2002	Grace	473/341
2003/0228925 A1 *	12/2003	Rohrer	473/251

* cited by examiner

Primary Examiner—Mitchell Siegel

(74) *Attorney, Agent, or Firm*—Banner & Witcoff, Ltd.

(57) **CLAIM**

The ornamental design for a golf club head for a putter, as shown and described.

DESCRIPTION


FIG. 1 is a top perspective view of a golf club head for a putter showing my new design; FIG. 2 is a top view thereof; FIG. 3 is a bottom view thereof; FIG. 4 is a rear view thereof; FIG. 5 is a front view thereof; FIG. 6 is a toe view thereof; and, FIG. 7 is a heel view thereof.

Inventive aspects of the current embodiments exist in the golf club head as a whole, and in combinations of portions and elements thereof. Applicant reserves the right to amend this application and/or to file one or more divisional applications to specifically claim any such arrangement or any specific embodiment or embodiments.

While the photographic drawings are in black and white, Applicant reserves the right to claim or disclaim color contrasts in the present application and in any divisional applications.

Furthermore, one or more surfaces include graphical indicator lines thereon. Inventive aspects include the design with and/or without the indicator lines thereon, and further include a continuous surface in lieu of the indicator lines.

1 Claim, 4 Drawing Sheets






FIG. 1




FIG. 2

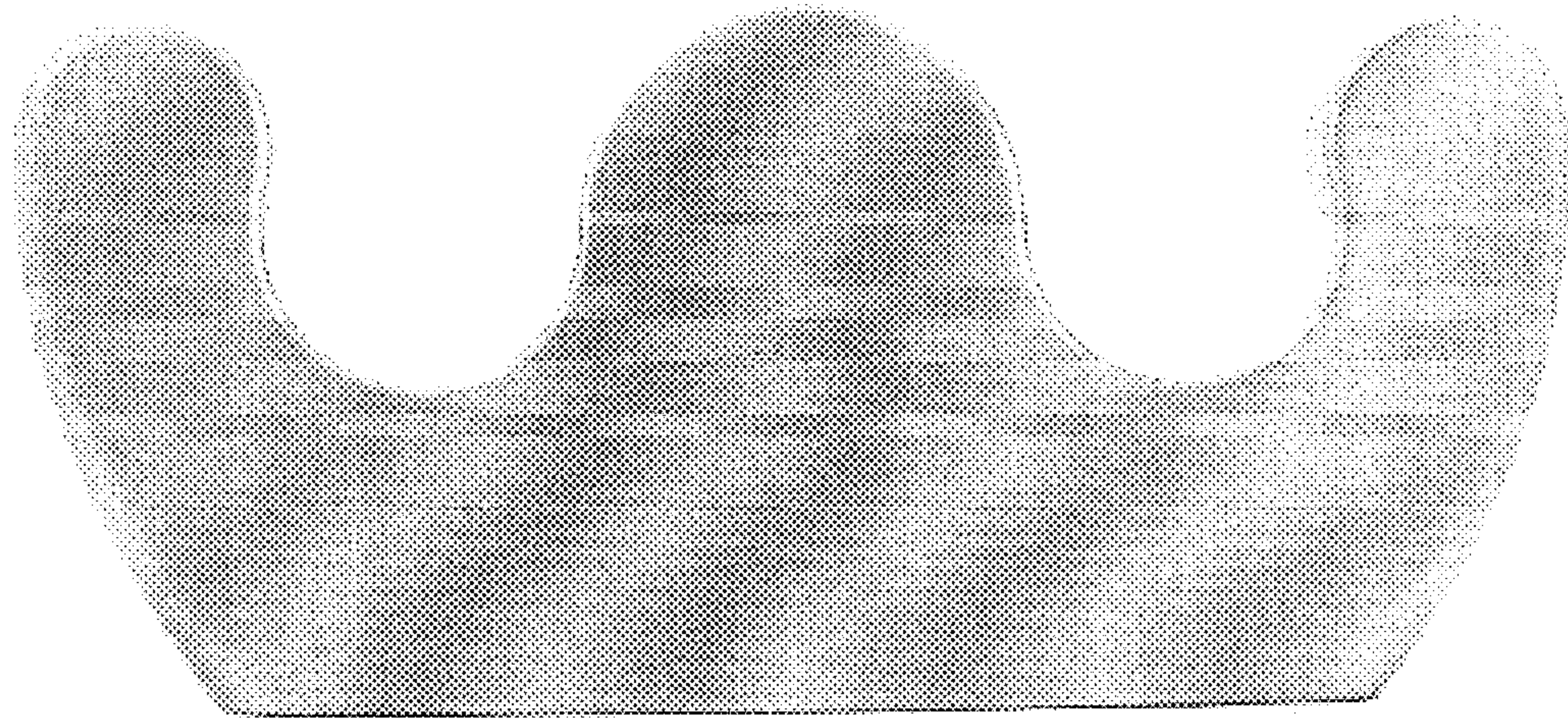


FIG. 3




FIG. 4




FIG. 5




FIG. 6




FIG. 7