



US00D529557S

(12) **United States Design Patent**
Greenwald

(10) **Patent No.:** **US D529,557 S**

(45) **Date of Patent:** **** Oct. 3, 2006**

(54) **NOVELTY NOISEMAKER INCORPORATING INFLATED STICK AND PENNANT**

(75) Inventor: **Robert E. Greenwald**, Coon Rapids, MN (US)

(73) Assignee: **Anagram International, Inc.**, Minneapolis, MN (US)

(**) Term: **14 Years**

(21) Appl. No.: **29/238,253**

(22) Filed: **Sep. 13, 2005**

(51) **LOC (8) Cl.** **21-01**

(52) **U.S. Cl.** **D21/405; D21/440; D11/166; D20/41**

(58) **Field of Classification Search** D21/400, D21/405, 406, 436, 439, 440, 699, 700, 706, D21/791, 793, 801, 803, 804, 808; D10/109; D11/117-130, 131-133, 157, 164, 165, 166, D11/168, 172, 181, 184; D17/22, 99; D20/10, D20/12, 16, 19, 29, 41, 99, 37; 446/220-226, 446/418-421, 486-487, 491; 428/7-9, 12, 428/28; 40/586; 116/173, 306, 307; 84/402, 84/404, DIG. 12

See application file for complete search history.

(56) **References Cited**

U.S. PATENT DOCUMENTS

2,601,088	A	*	6/1952	Burgess	248/539
3,610,152	A	*	10/1971	Kaneko	102/355
4,416,212	A	*	11/1983	Howard	116/210
4,475,476	A	*	10/1984	Howard	116/210
4,976,651	A	*	12/1990	Frank	446/421
5,024,551	A		6/1991	Hinterholzer		

5,207,174	A	*	5/1993	Fabbrini	116/173
5,740,756	A	*	4/1998	Ord	116/173
D399,446	S	*	10/1998	Stillwell	D10/109
5,893,786	A	*	4/1999	Stevens	441/89
D430,230	S	*	8/2000	Hwang	D21/440
6,146,236	A	*	11/2000	Kay	446/419
6,176,642	B1		1/2001	Hinterholzer		
6,699,095	B1	*	3/2004	Epstein	446/222
2002/0134297	A1	*	9/2002	Moye	116/173

OTHER PUBLICATIONS

Leisure Pro—Diver's Emporium 2001 Catalog, p. 172: Inflatable Dive Flag/Float.*

Spirit Line 2003/2004 Catalog, p. 39; item Nos. STD-WIS-WHI and STD-THS.*

* cited by examiner

Primary Examiner—Catherine Tuttle

(74) Attorney, Agent, or Firm—Gerald E. Helget; Briggs and Morgan, P.A.

(57) **CLAIM**

The ornamental design for a novelty noisemaker incorporating inflated stick and pennant, as shown and described.

DESCRIPTION

FIG. 1 is a front elevational view showing my new design for a novelty noisemaker incorporating inflated stick and pennant, which is a mirror image of the rear elevational view;

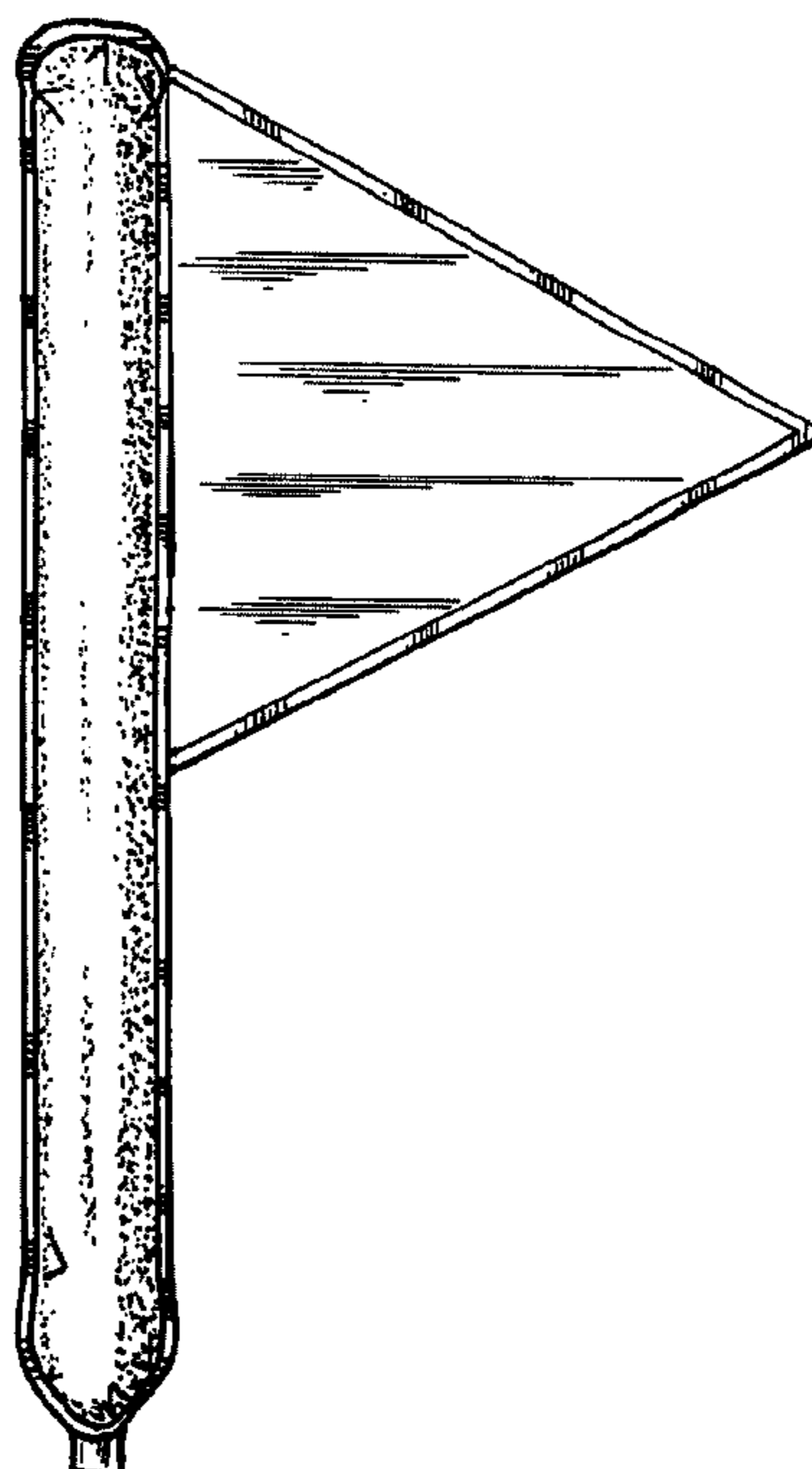
FIG. 2 is a right side elevational view;

FIG. 3 is a left side elevational view;

FIG. 4 is a bottom plan view; and,

FIG. 5 is a top plan view.

1 Claim, 1 Drawing Sheet



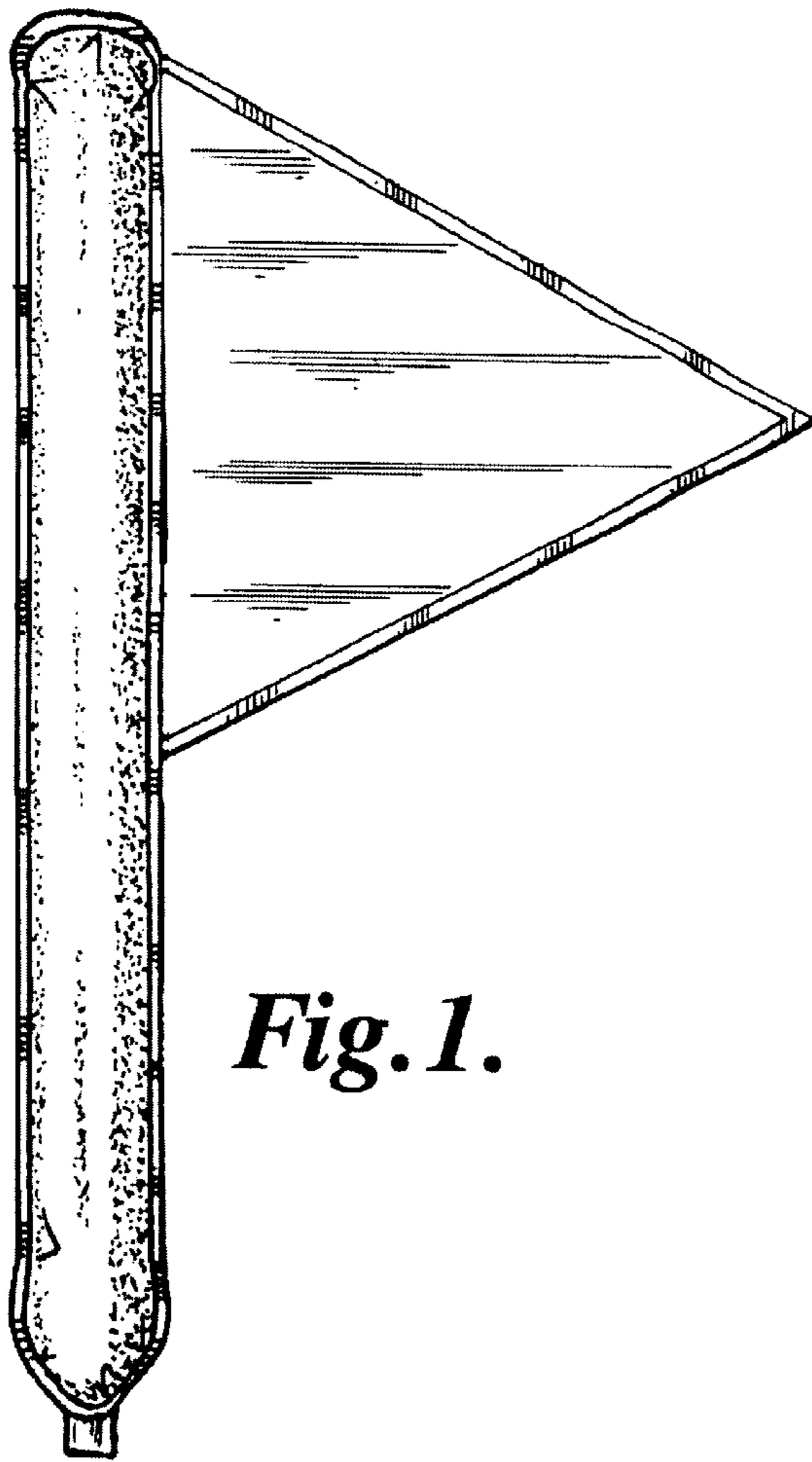


Fig. 1.



Fig. 2. Fig. 3.




Fig. 4.




Fig. 5.