



US00D529550S

(12) **United States Design Patent**
Fukui

(10) **Patent No.:** **US D529,550 S**

(45) **Date of Patent:** **** Oct. 3, 2006**

(54) **WRITING INSTRUMENT**

(75) Inventor: **Hisao Fukui**, Soka (JP)

(73) Assignee: **Pentel of America, Ltd.** (US)

(**) Term: **14 Years**

(21) Appl. No.: **29/198,663**

(22) Filed: **Feb. 2, 2004**

(51) **LOC (8) Cl.** **19-06**

(52) **U.S. Cl.** **D19/51; D19/47**

(58) **Field of Classification Search** D19/35,
D19/36, 41, 42, 43, 44, 45, 46, 47, 48, 49,
D19/50, 51, 54, 55, 56, 57; 401/6, 88, 99,
401/104, 105, 106, 107, 108, 109

See application file for complete search history.

(56) **References Cited**

U.S. PATENT DOCUMENTS

D251,198 S	*	2/1979	Horvath	D27/146
D319,663 S	*	9/1991	Katami	D19/51
D351,416 S	*	10/1994	Oka et al.	D19/48
D436,622 S	*	1/2001	Rosenbaum	D19/36
D451,549 S	*	12/2001	Willat et al.	D19/55
D466,156 S	*	11/2002	Nakazawa	D19/51

D486,182 S	*	2/2004	Sener et al.	D19/55
D486,857 S	*	2/2004	Sener et al.	D19/51

* cited by examiner

Primary Examiner—Jeffrey D. Asch

Assistant Examiner—Carla Jobe Wright

(74) *Attorney, Agent, or Firm*—Adams & Wilks

(57) **CLAIM**

The ornamental design for a writing instrument, as shown and described.

DESCRIPTION

FIG. 1 is a front, right perspective view of a writing instrument, with the writing tip extended, showing my new design;

FIG. 2 is a front, right perspective view thereof with the grip portion in an alternate, twisted state;

FIG. 3 is a front elevational view of FIG. 1;

FIG. 4 is a rear elevational view of FIG. 1;

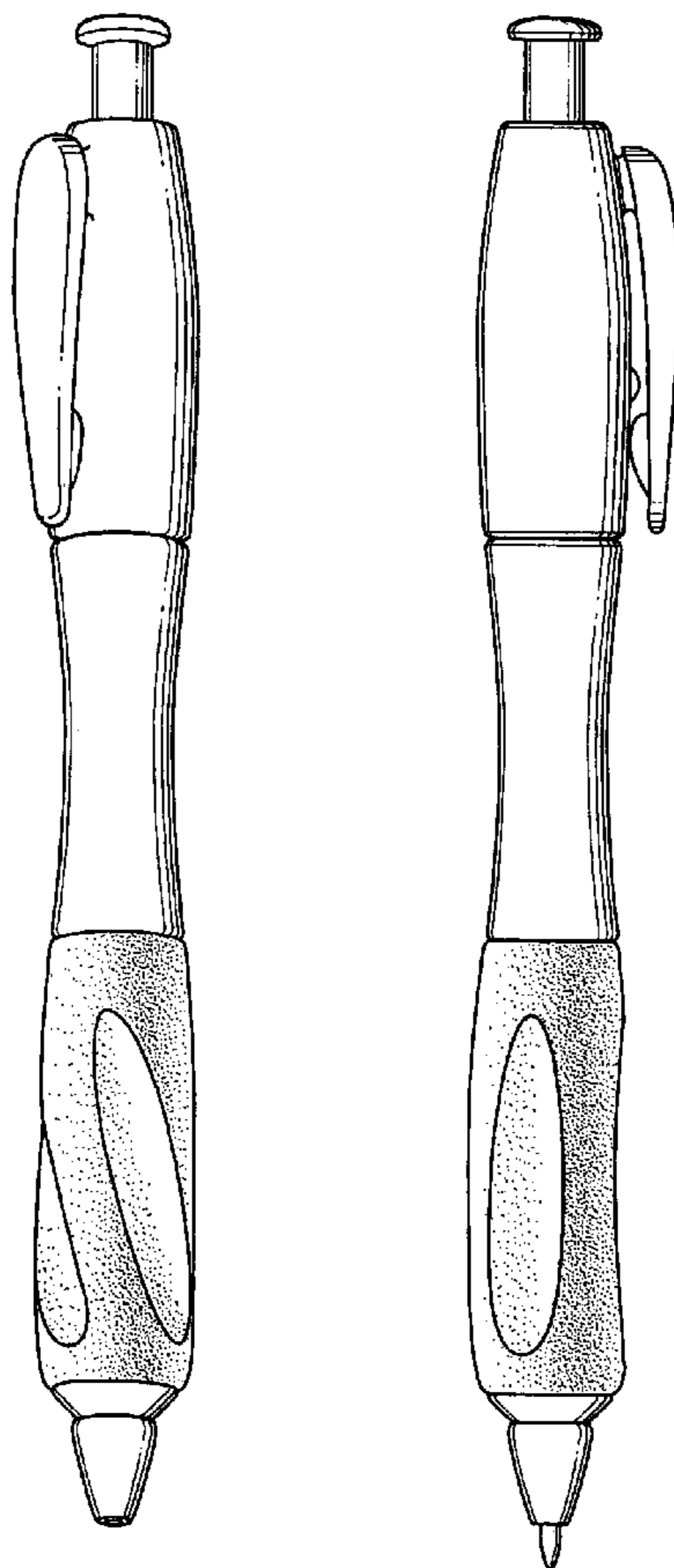
FIG. 5 is a right side elevational view of FIG. 1;

FIG. 6 is a left side elevational view of FIG. 1;

FIG. 7 is a top plan view of FIG. 1; and,

FIG. 8 is a bottom plan view of FIG. 1.

1 Claim, 4 Drawing Sheets



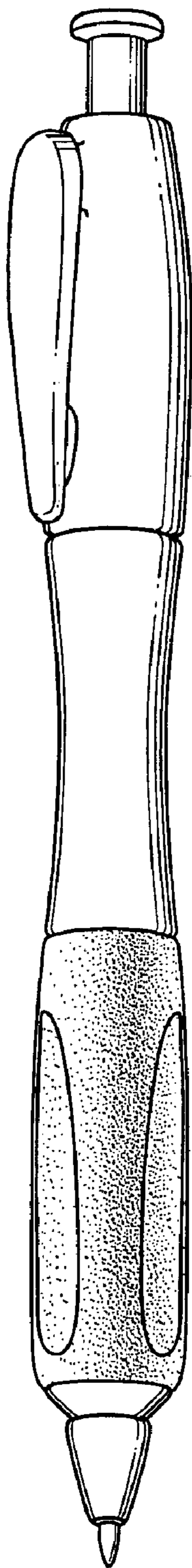


FIG. 1

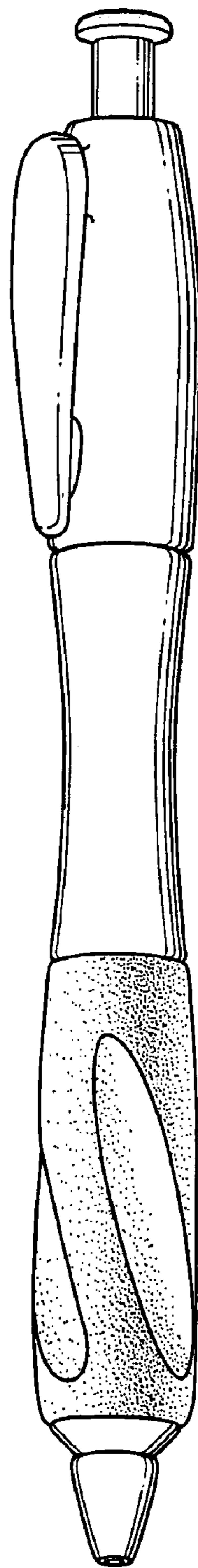


FIG. 2

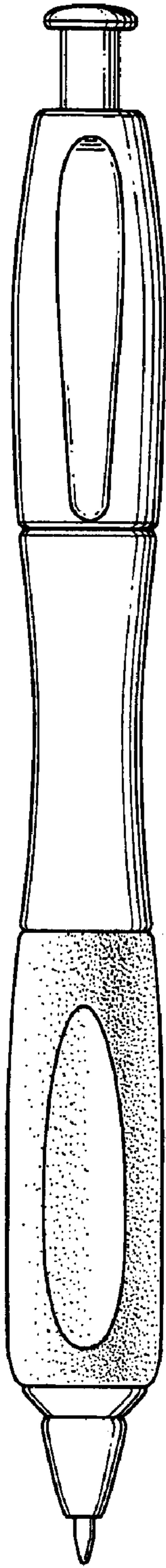


FIG. 3

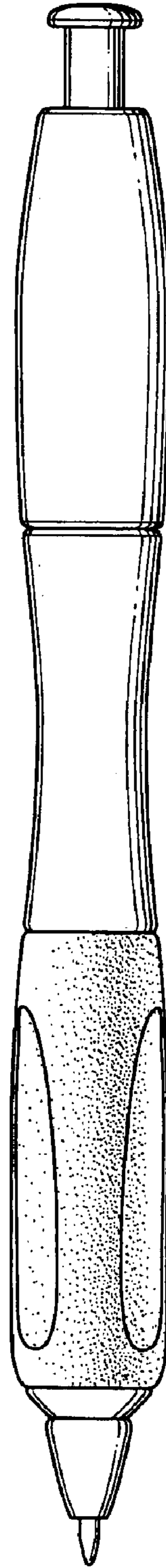


FIG. 4

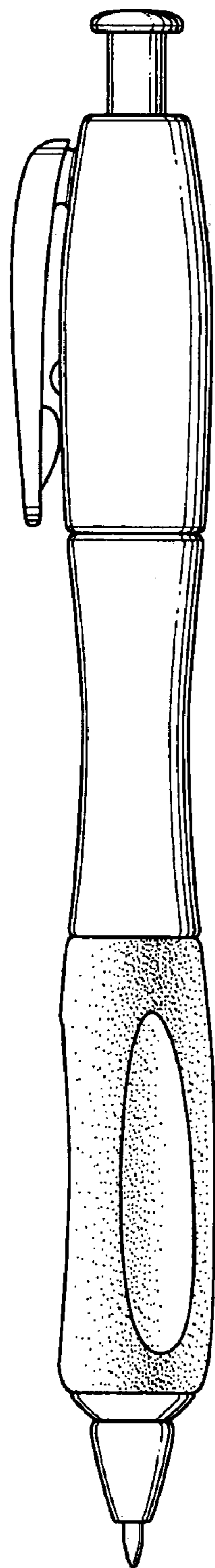


FIG. 5

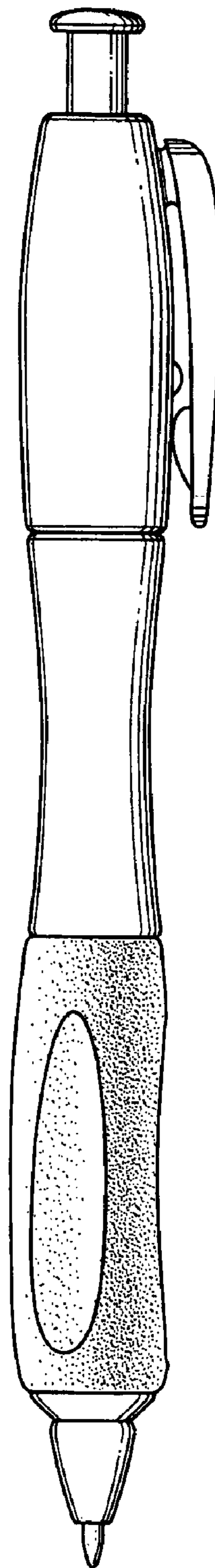


FIG. 6




FIG. 7

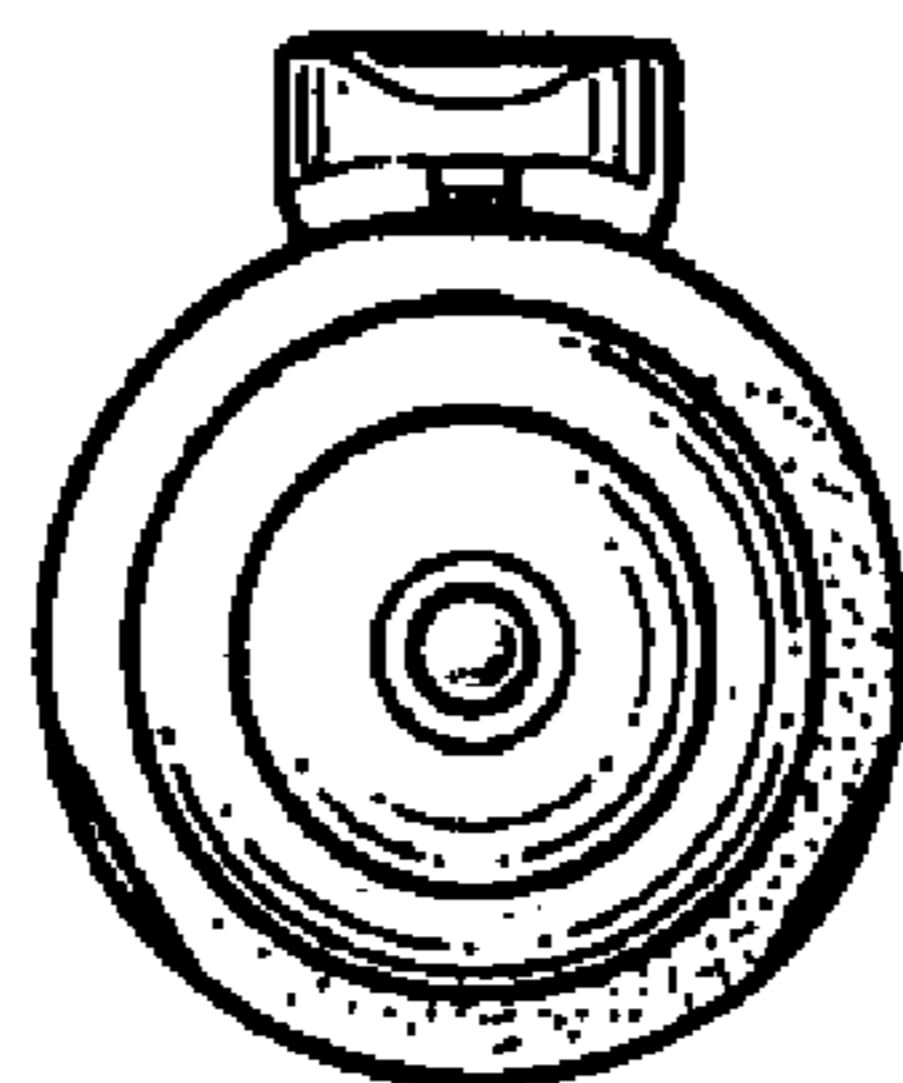


FIG. 8