



US00D529549S

(12) **United States Design Patent**  
**Lapierre**

(10) **Patent No.:** **US D529,549 S**

(45) **Date of Patent:** **\*\* Oct. 3, 2006**

(54) **SHAMROCK BINGO DOBBER**

(76) **Inventor:** **Mona Lapierre**, 120 Pine St., Nashua,  
NH (US) 03060

(\*\*) **Term:** **14 Years**

(21) **Appl. No.:** **29/232,548**

(22) **Filed:** **Jun. 22, 2005**

(51) **LOC (8) Cl.** ..... **19-06**

(52) **U.S. Cl.** ..... **D19/41; D9/454**

(58) **Field of Classification Search** ..... D9/444,  
D9/445, 454, 529, 658, 728; D11/33, 63,  
D11/84, 115, 139, 225, 241; D18/15, 16;  
D19/35, 36, 41-51, 54; 101/333; 273/148 R,  
273/269, 270; 401/17, 23, 34, 52, 195, 196  
See application file for complete search history.

(56) **References Cited**

**U.S. PATENT DOCUMENTS**

- D32,912 S \* 7/1900 Stockham ..... D11/115
- D240,711 S \* 7/1976 Angleman et al. .... D9/726
- D272,723 S \* 2/1984 Baker ..... D9/529
- D276,087 S \* 10/1984 Kotyuk, Jr. .... D28/79
- D322,395 S \* 12/1991 Sommer ..... D9/565
- D325,751 S \* 4/1992 Futino ..... D19/43

- D364,562 S \* 11/1995 Pedersen-Rask ..... D9/418
- D369,836 S \* 5/1996 Mazzio ..... D21/386
- D396,639 S \* 8/1998 Pedersen-Rask ..... D9/454
- D511,097 S \* 11/2005 Sherratt ..... D9/503

\* cited by examiner

*Primary Examiner*—Elizabeth A. Albert

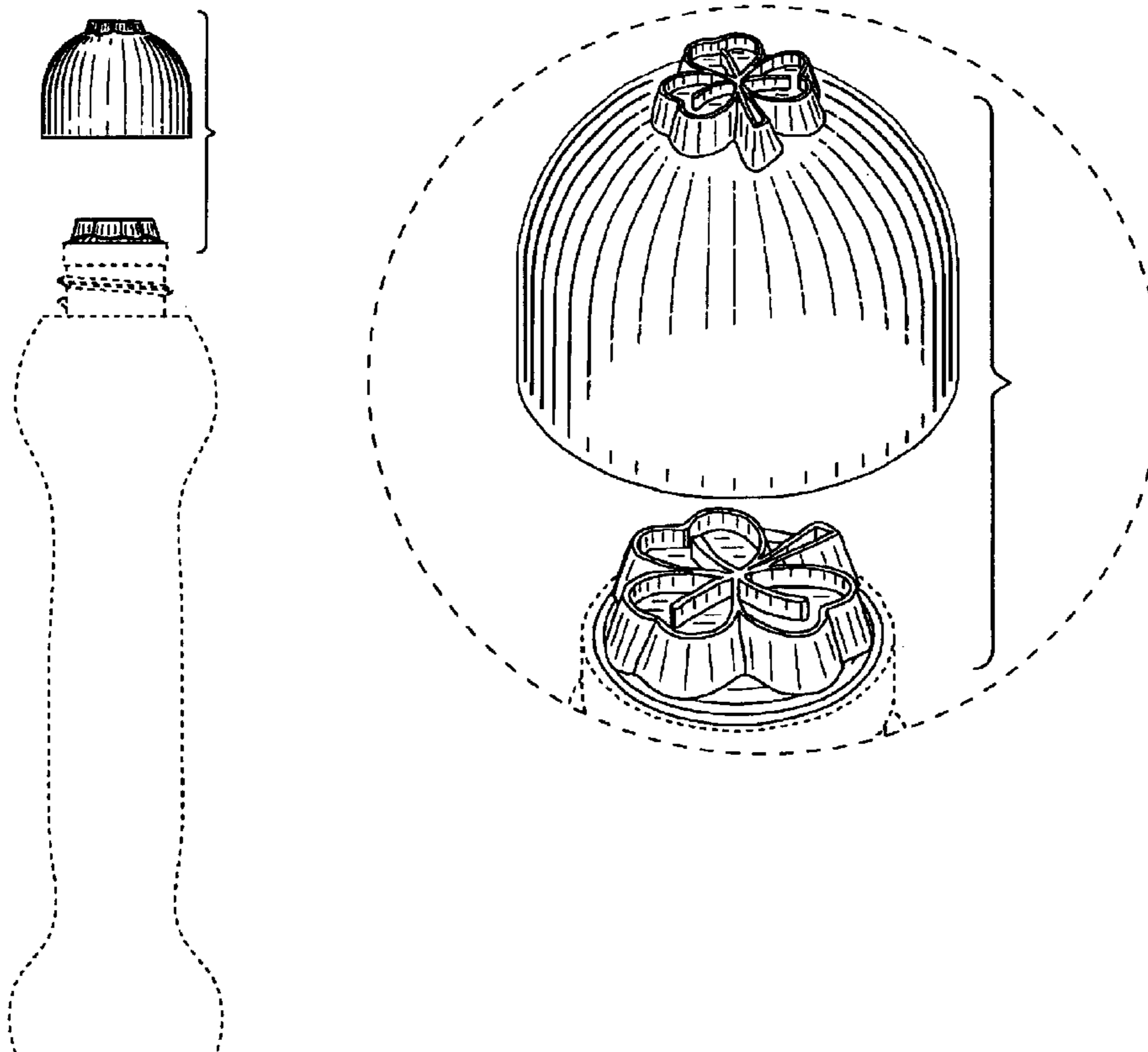
(57) **CLAIM**

The ornamental design for a shamrock bingo dobber, as shown and described.

**DESCRIPTION**

FIG. 1 is an exploded perspective view of the shamrock bingo dobber on a bottle showing my new design;  
 FIG. 2 is an exploded side elevation view of FIG. 1;  
 FIG. 3 is an exploded side elevation view of FIG. 1 shown on an alternate bottle;  
 FIG. 4 is another exploded side elevation view of FIG. 1;  
 FIG. 5 is an exploded top plan view of FIG. 1 with the cap engaged; and,  
 FIG. 6 is an enlarged exploded perspective view of the claimed portion of FIG. 1.  
 The broken lines showing environment in the drawings are for information purposes only and form no part of the claimed design.

**1 Claim, 2 Drawing Sheets**



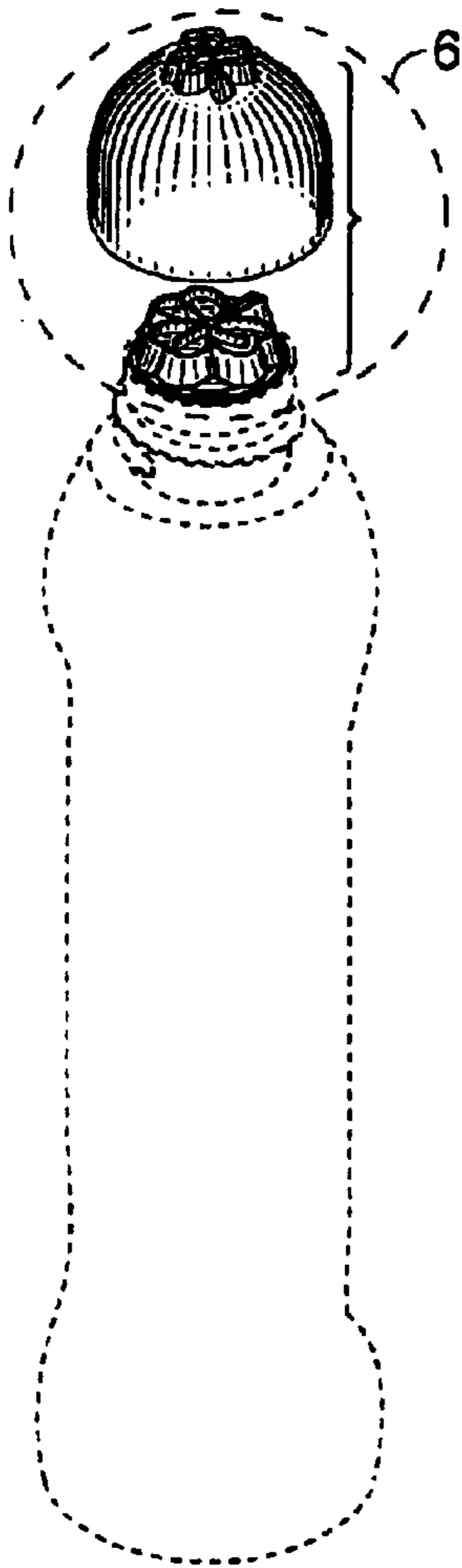


FIG. 1

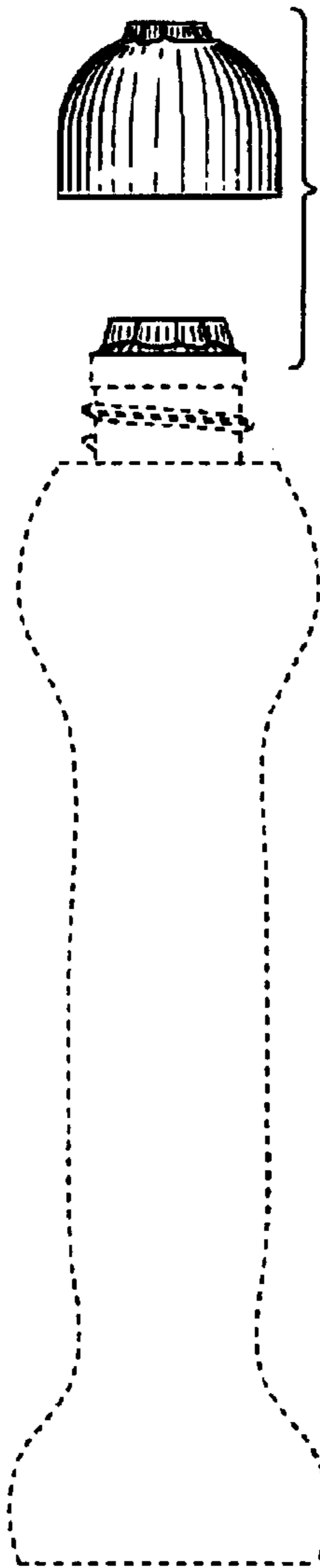


FIG. 2




FIG. 3

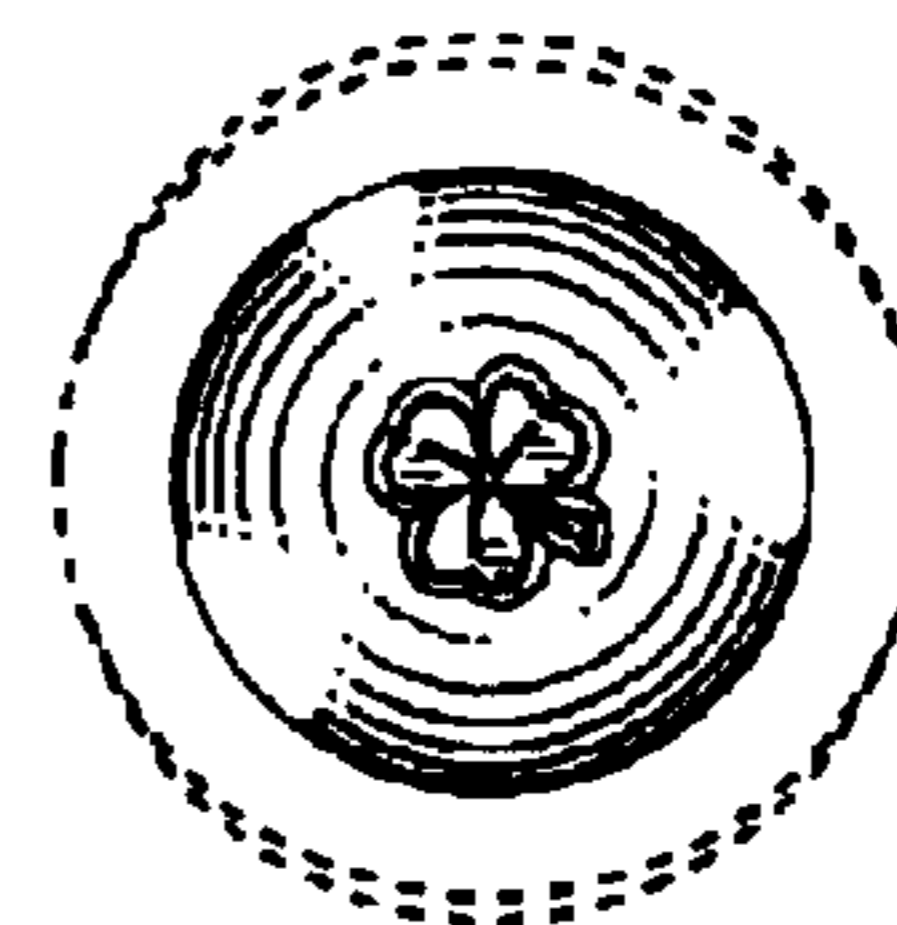


FIG. 5

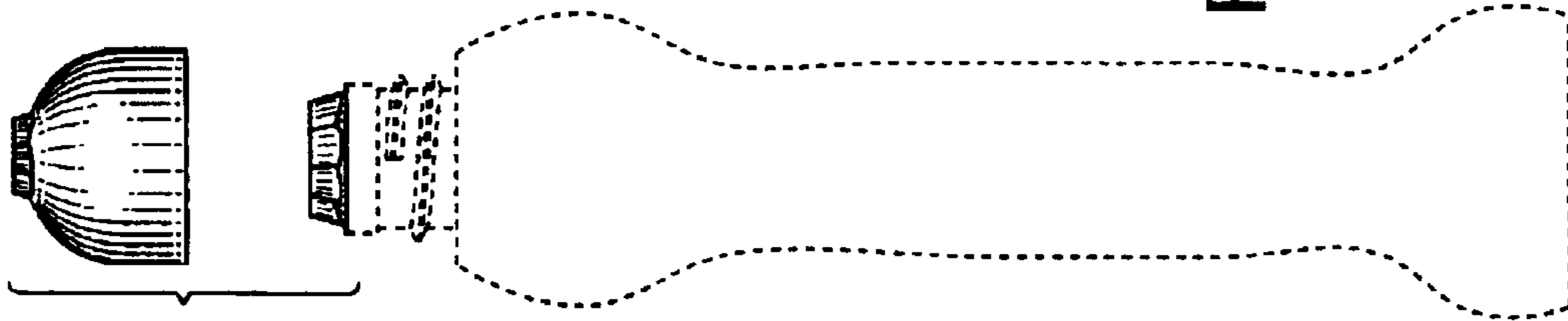


FIG. 4

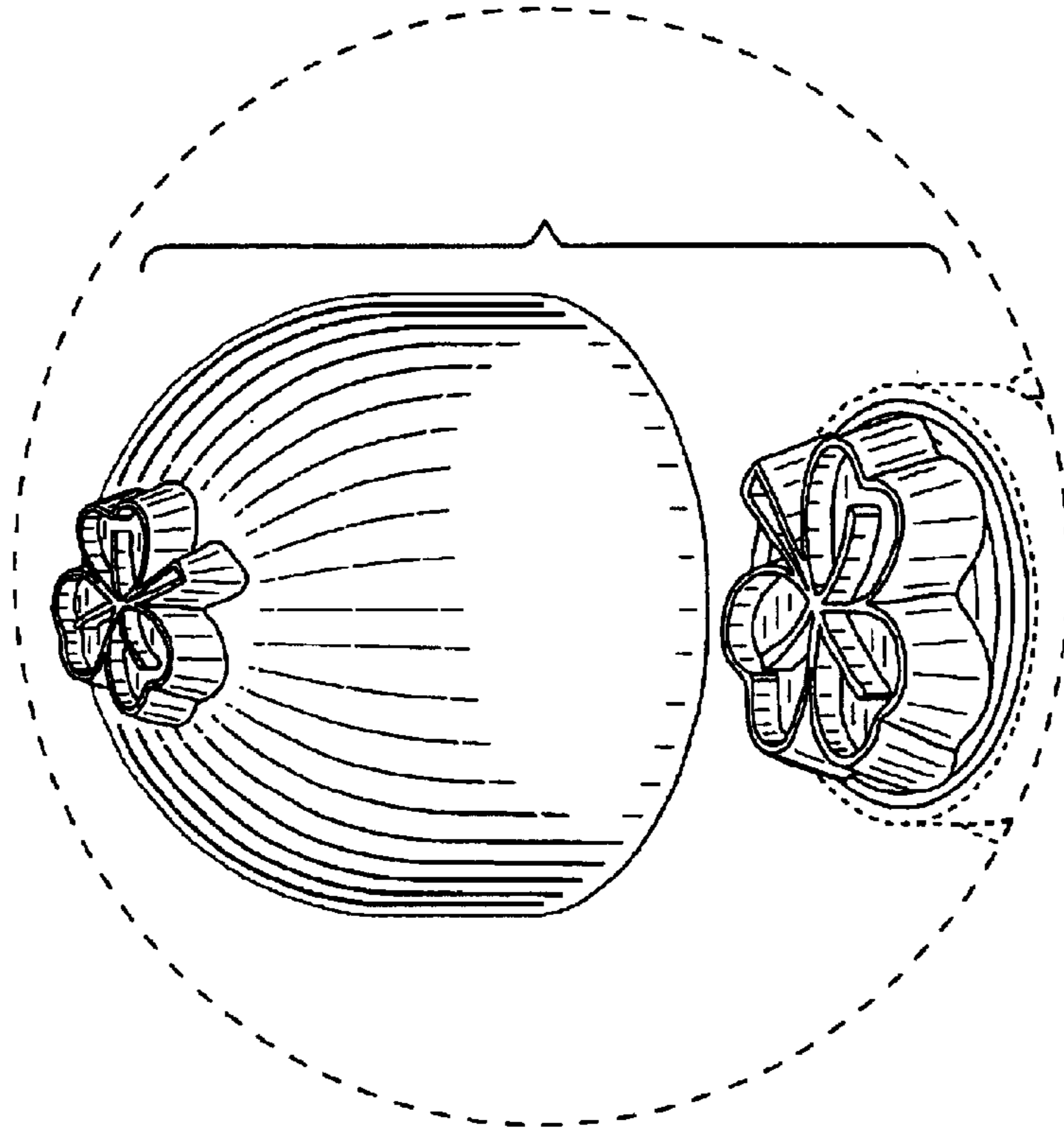


FIG. 6