



US00D529539S

(12) **United States Design Patent**  
**Bathard et al.**

(10) **Patent No.:** **US D529,539 S**

(45) **Date of Patent:** **\*\* Oct. 3, 2006**

(54) **GUILLOTINE**

(75) Inventors: **Simon David Bathard**, Wales (GB);  
**Gareth Williams Humphreys Davies**,  
Wales (GB)

(73) Assignee: **Tonic Studios Limited**, Pyle Bridgend  
(GB)

(\*\*) **Term:** **14 Years**

(21) **Appl. No.:** **29/225,379**

(22) **Filed:** **Mar. 16, 2005**

(51) **LOC (8) Cl.** ..... **18-04**

(52) **U.S. Cl.** ..... **D18/34.7**

(58) **Field of Classification Search** ..... D18/34.7,  
D18/34.8, 99; D15/127, 141; 241/100, 236;  
156/147, 149, 578, 908; 281/27.1, 27.2, 27.3,  
281/21.2; 83/607, 614

See application file for complete search history.

(56) **References Cited**

**U.S. PATENT DOCUMENTS**

639,231 A \* 12/1899 Hale ..... 83/607  
D319,255 S \* 8/1991 Beno et al. .... D18/34.7  
D321,368 S \* 11/1991 Beno ..... D18/34.7  
D321,715 S \* 11/1991 Beno et al. .... D18/34.7  
5,069,097 A \* 12/1991 Mori ..... 83/614

D381,359 S \* 7/1997 Mori ..... D18/34.8  
D468,343 S \* 1/2003 Lira-Nunez ..... D18/34.7  
D504,908 S \* 5/2005 Davies et al. .... D18/34.7  
D505,446 S \* 5/2005 Davies et al. .... D18/34.7

**FOREIGN PATENT DOCUMENTS**

GB 3001970 \* 9/2002  
WO DM/047045 \* 2/1999

\* cited by examiner

*Primary Examiner*—Charles A. Rademaker

(74) *Attorney, Agent, or Firm*—Millen, White, Zelano &  
Branigan, P.C.

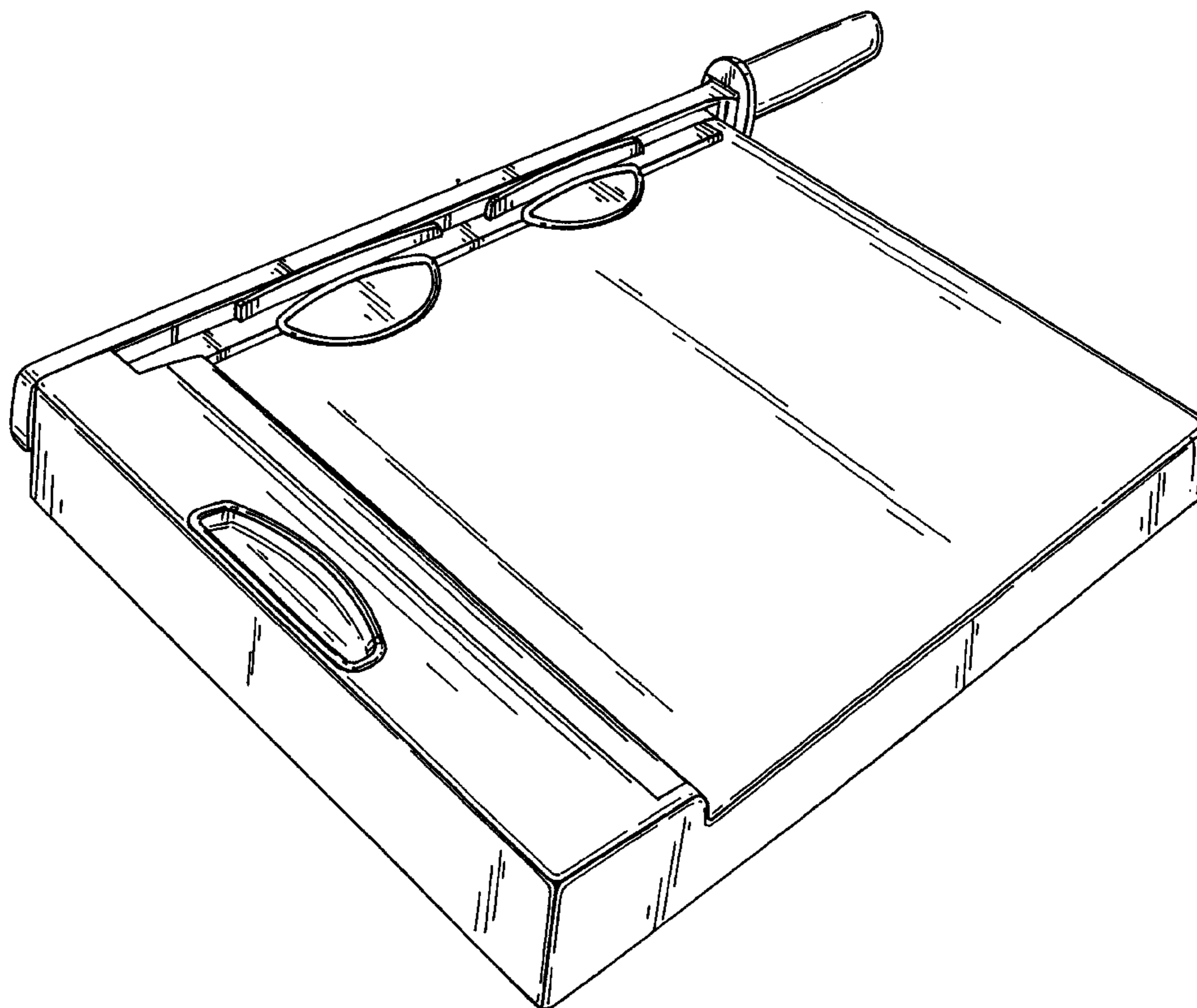
(57) **CLAIM**

The ornamental design for a guillotine, as shown and  
described.

**DESCRIPTION**

FIG. 1 is a top, front and side perspective view of a guillotine  
showing our new design;  
FIG. 2 is a top plan view thereof;  
FIG. 3 is a bottom perspective view thereof;  
FIG. 4 is a right side elevation view thereof;  
FIG. 5 is a left side elevation thereof;  
FIG. 6 is an end elevation thereof; and,  
FIG. 7 is an end elevation thereof of the end opposite that  
shown in FIG. 6.

**1 Claim, 5 Drawing Sheets**



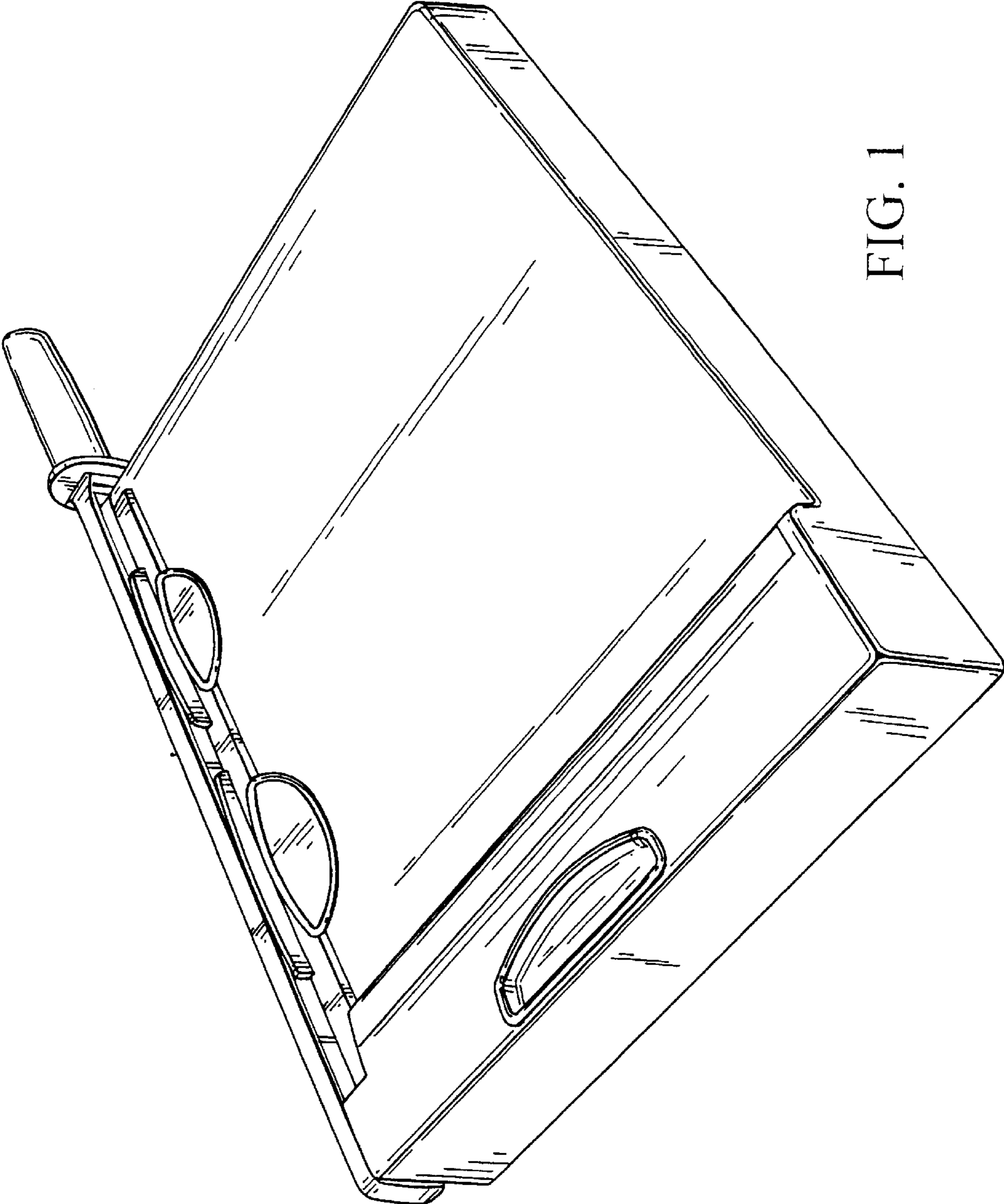


FIG. 1

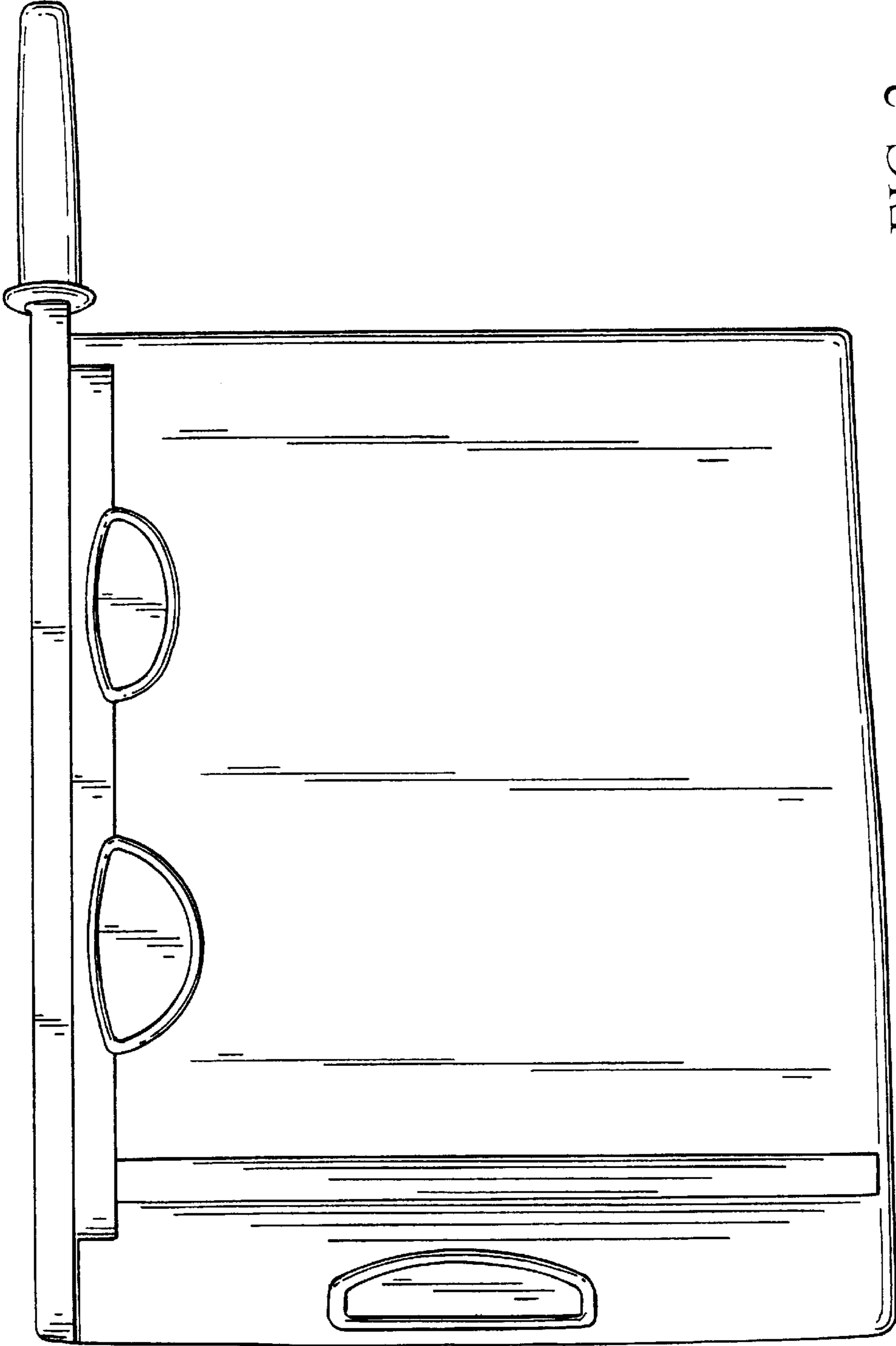


FIG. 2




FIG. 3

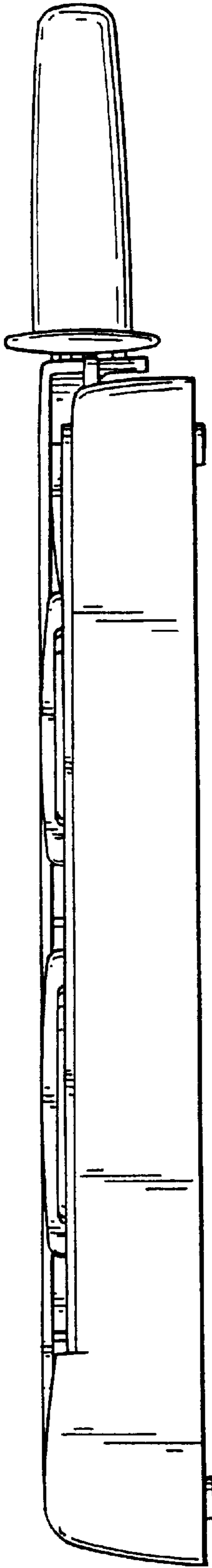


FIG. 4

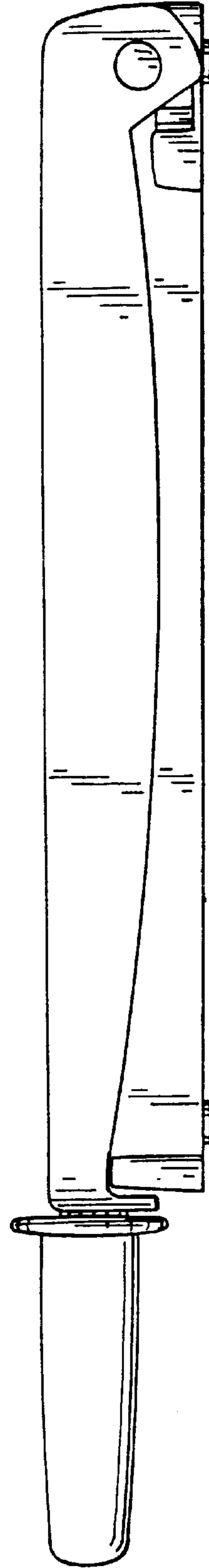


FIG. 5




FIG. 6




FIG. 7