



US00D529534S

(12) **United States Design Patent**
Scharte

(10) **Patent No.:** **US D529,534 S**

(45) **Date of Patent:** **** Oct. 3, 2006**

(54) **CYMBAL**

D478,560 S * 8/2003 Misrahi et al. D14/150
D480,059 S * 9/2003 Misrahi et al. D14/150

(76) Inventor: **Norbert Scharte**, Thüler Strasse 2-4,
33154 Salzkotten (DE)

OTHER PUBLICATIONS

Symbol Sourcebook; soluble powder, p. 41; May 1973.*

(**) Term: **14 Years**

* cited by examiner

(21) Appl. No.: **29/199,957**

Primary Examiner—Ian Simmons

(22) Filed: **Feb. 20, 2004**

Assistant Examiner—Christopher Lee

(30) **Foreign Application Priority Data**

(74) *Attorney, Agent, or Firm*—Laurence A. Greenberg;
Werner H. Stemer; Ralph E. Locher

Aug. 20, 2003 (DE) 403 05 426

(57) **CLAIM**

(51) **LOC (8) Cl.** **17-04**

The ornamental design for a cymbal, as shown and described.

(52) **U.S. Cl.** **D17/22**

(58) **Field of Classification Search** D6/366,

D6/498; D11/130.1; D14/114, 150; D17/22;

D21/437; D23/200, 210; 84/411 R, 422.1,

84/422.2, 422.3; 446/36

See application file for complete search history.

DESCRIPTION

FIG. 1 is a top plan view of a cymbal, showing my new design;

FIG. 2 is a bottom plan view;

FIG. 3 is a front side view;

FIG. 4 is a rear side view;

FIG. 5 is a right side view; and,

FIG. 6 is a left side view.

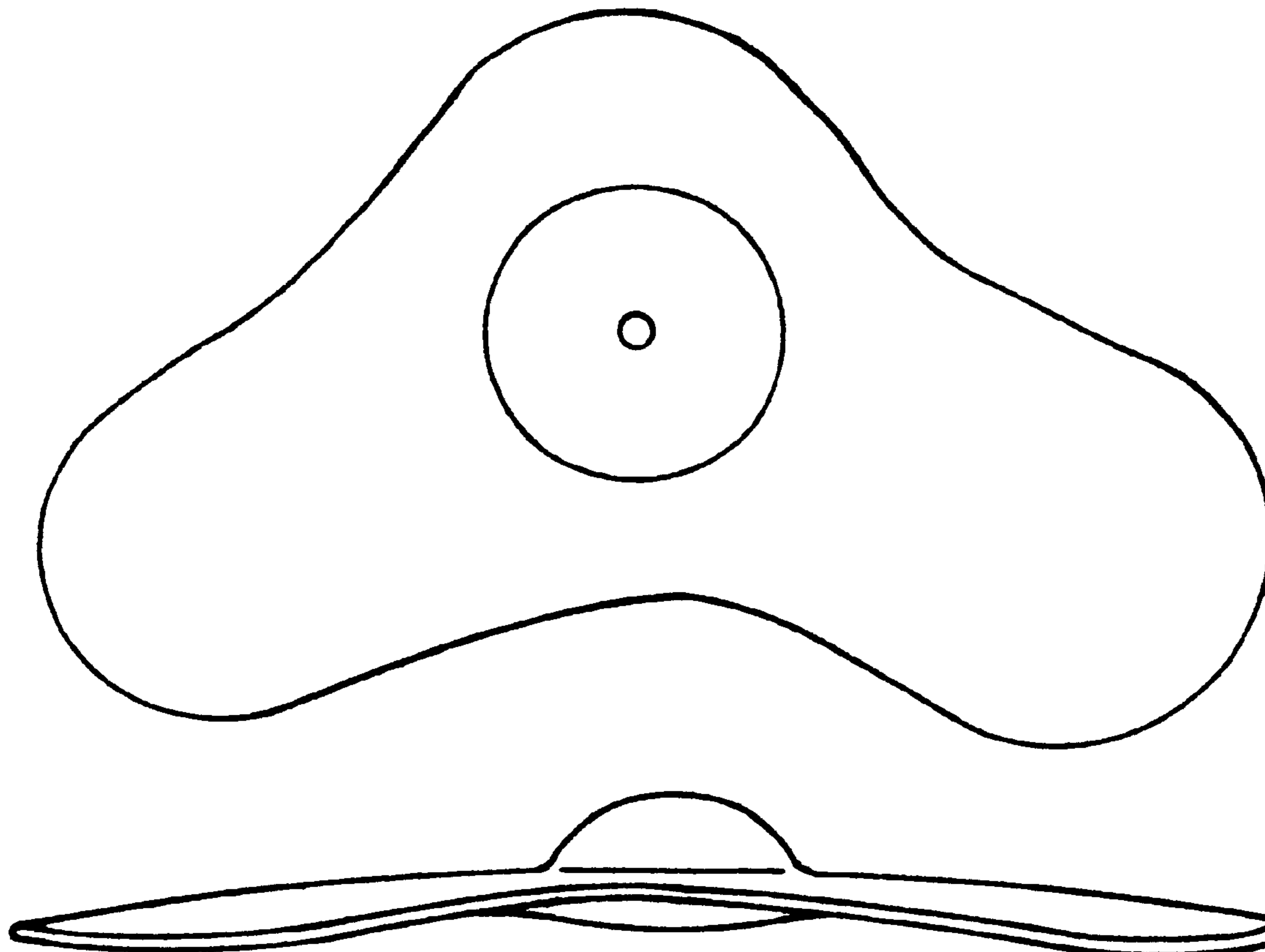
(56) **References Cited**

U.S. PATENT DOCUMENTS

4,708,682 A * 11/1987 Schentrup 446/36

D312,480 S * 11/1990 Darnell D21/437

1 Claim, 2 Drawing Sheets



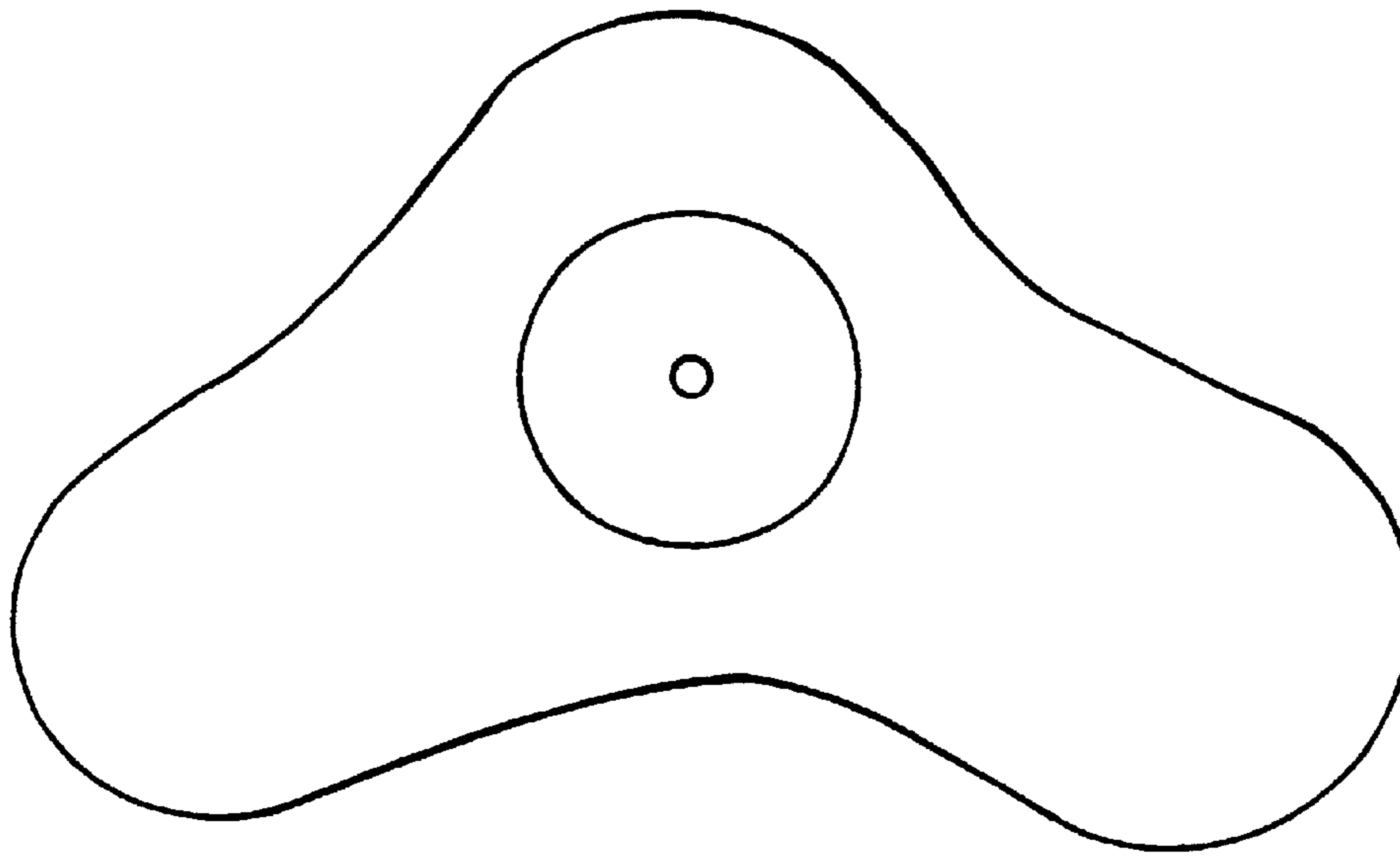


FIG. 1

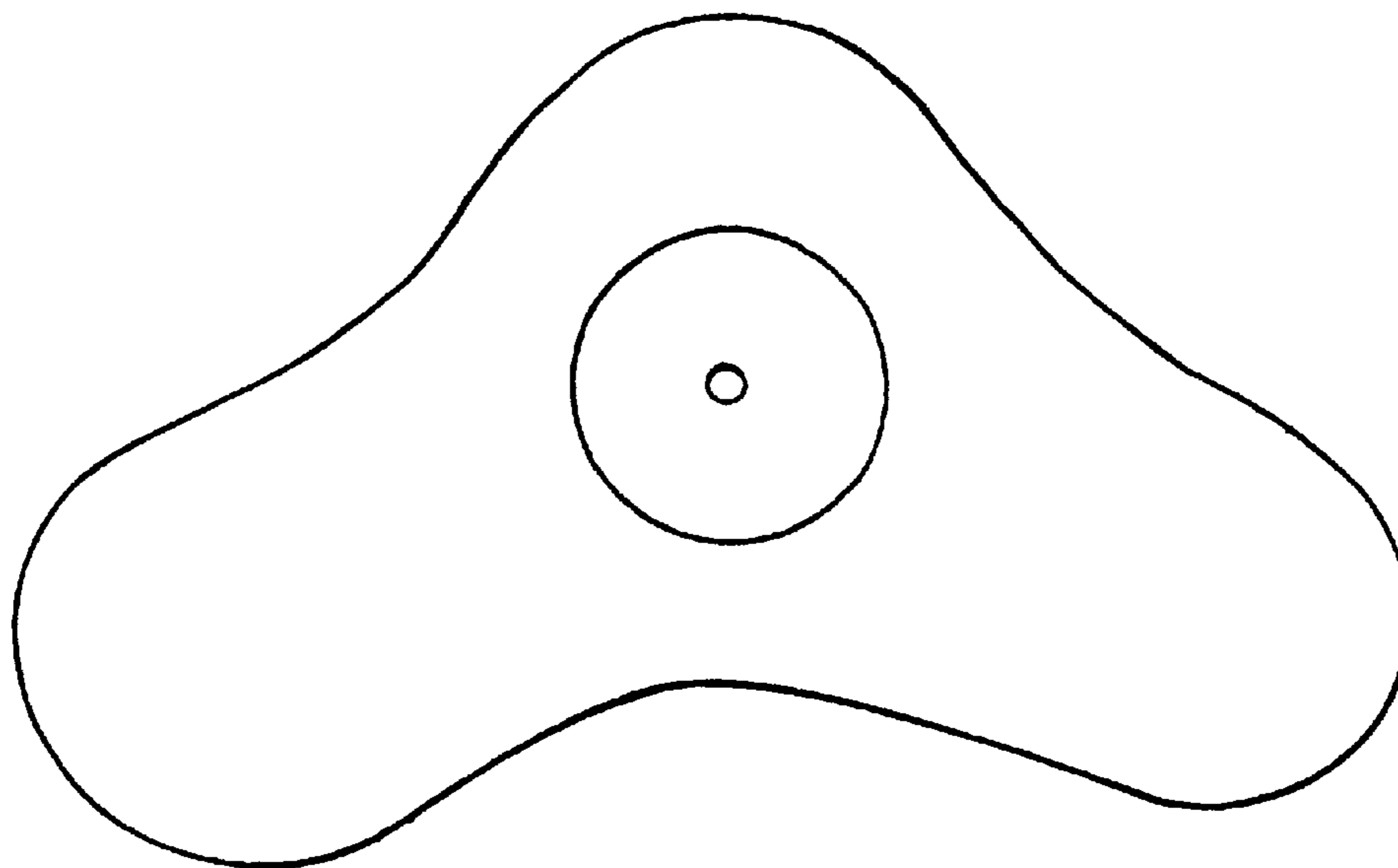


FIG. 2



FIG. 3



FIG. 4



FIG. 5




FIG. 6