

US00D529503S

(12) **United States Design Patent**  
**Davis**

(10) **Patent No.:** **US D529,503 S**

(45) **Date of Patent:** **\*\* Oct. 3, 2006**

(54) **COMPUTER KEYBOARD WITH HEIGHT ADJUSTABLE KEYPAD**

(76) **Inventor:** **Yvette T. Davis**, 11883 Pearl Rd., Apt. 211, Strongsville, OH (US) 44136

(\*\*) **Term:** **14 Years**

(21) **Appl. No.:** **29/237,677**

(22) **Filed:** **Sep. 6, 2005**

(51) **LOC (8) Cl.** ..... **14-02**

(52) **U.S. Cl.** ..... **D14/391**

(58) **Field of Classification Search** ..... D14/315-328, D14/341-346; D18/1, 2, 7, 11; 235/145 A, 235/145 R; 341/22, 23; 345/156, 168, 169, 345/172; D19/59, 60; 361/680-687; 206/45.23; 200/5 A, 5 R

See application file for complete search history.

(56) **References Cited**

**U.S. PATENT DOCUMENTS**

2,200,404	A	*	5/1940	Vogt	.....	206/45.23
D255,125	S	*	5/1980	Hazama et al.	.....	D18/7
5,168,427	A		12/1992	Clancy et al.		
D383,731	S	*	9/1997	Mieki et al.	.....	D14/345
5,764,474	A	*	6/1998	Youens	.....	361/680
5,767,463	A	*	6/1998	Gandre	.....	200/5 A
6,144,554	A	*	11/2000	Mok	.....	361/687

6,292,357	B1		9/2001	Zamora et al.		
6,344,967	B1		2/2002	Zamora et al.		
6,404,621	B1		6/2002	Zamora et al.		
D462,082	S	*	8/2002	Hsu	.....	D18/7
6,762,931	B1	*	7/2004	Chen	.....	361/683
6,853,543	B1		2/2005	Moore et al.		
2001/0010618	A1		8/2001	Zamora et al.		
2001/0012196	A1		8/2001	Zamora et al.		
2005/0083645	A1	*	4/2005	Moore et al.	.....	361/683
2005/0141187	A1	*	6/2005	Shimizu	.....	361/683

\* cited by examiner

*Primary Examiner*—Freda S. Nunn


(57) **CLAIM**

The ornamental design for a computer keyboard with height adjustable keypad, as shown and described.

**DESCRIPTION**

FIG. 1 is a perspective view of a computer keyboard with height adjustable keypad showing my new design; FIG. 2 is a front elevational view thereof; FIG. 3 is a rear elevational view thereof; FIG. 4 is a left side elevational view thereof; FIG. 5 is a right side elevational view thereof; FIG. 6 is a top plan view; and, FIG. 7 is a bottom plan view thereof.

**1 Claim, 4 Drawing Sheets**






Fig. 1

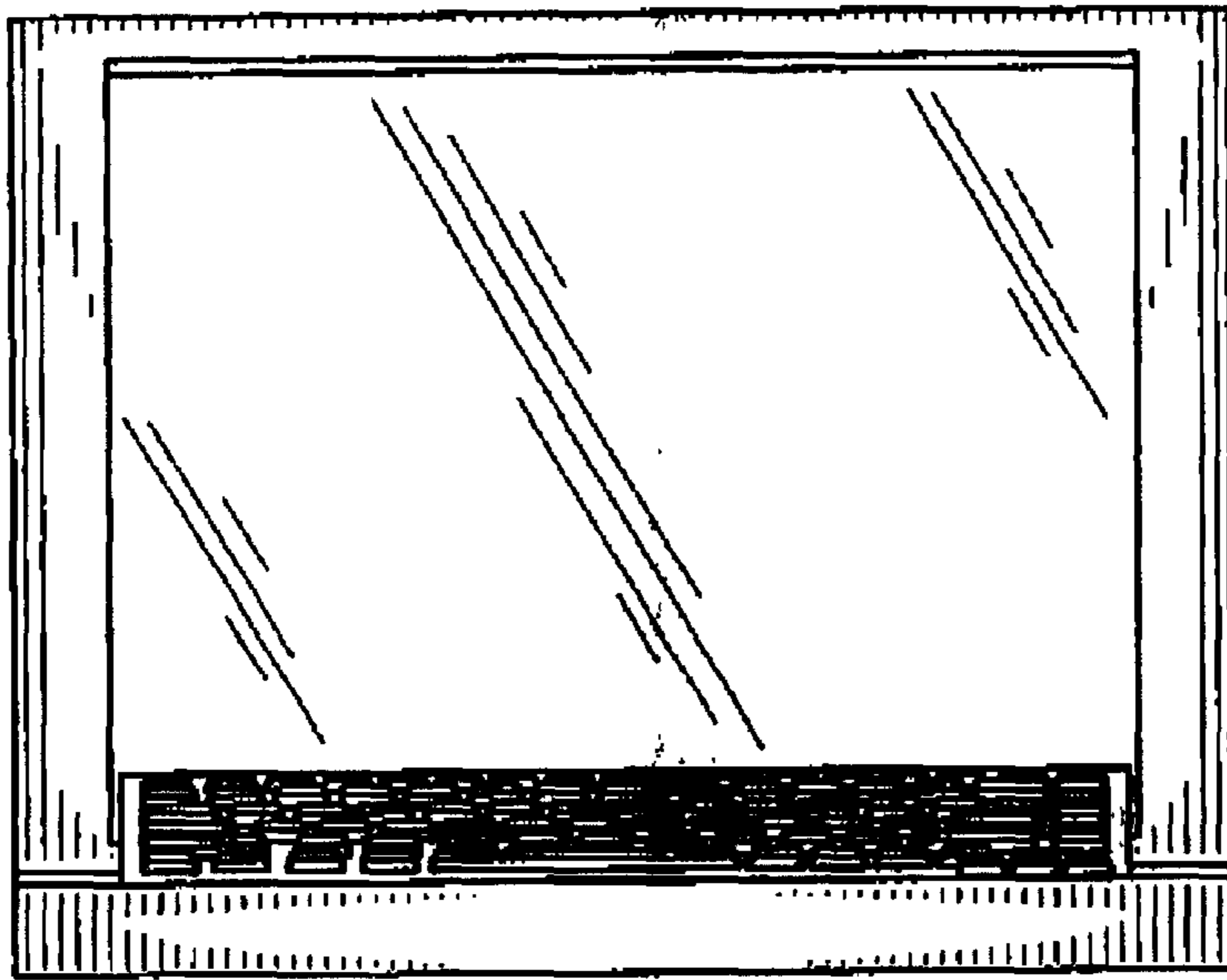


Fig. 2

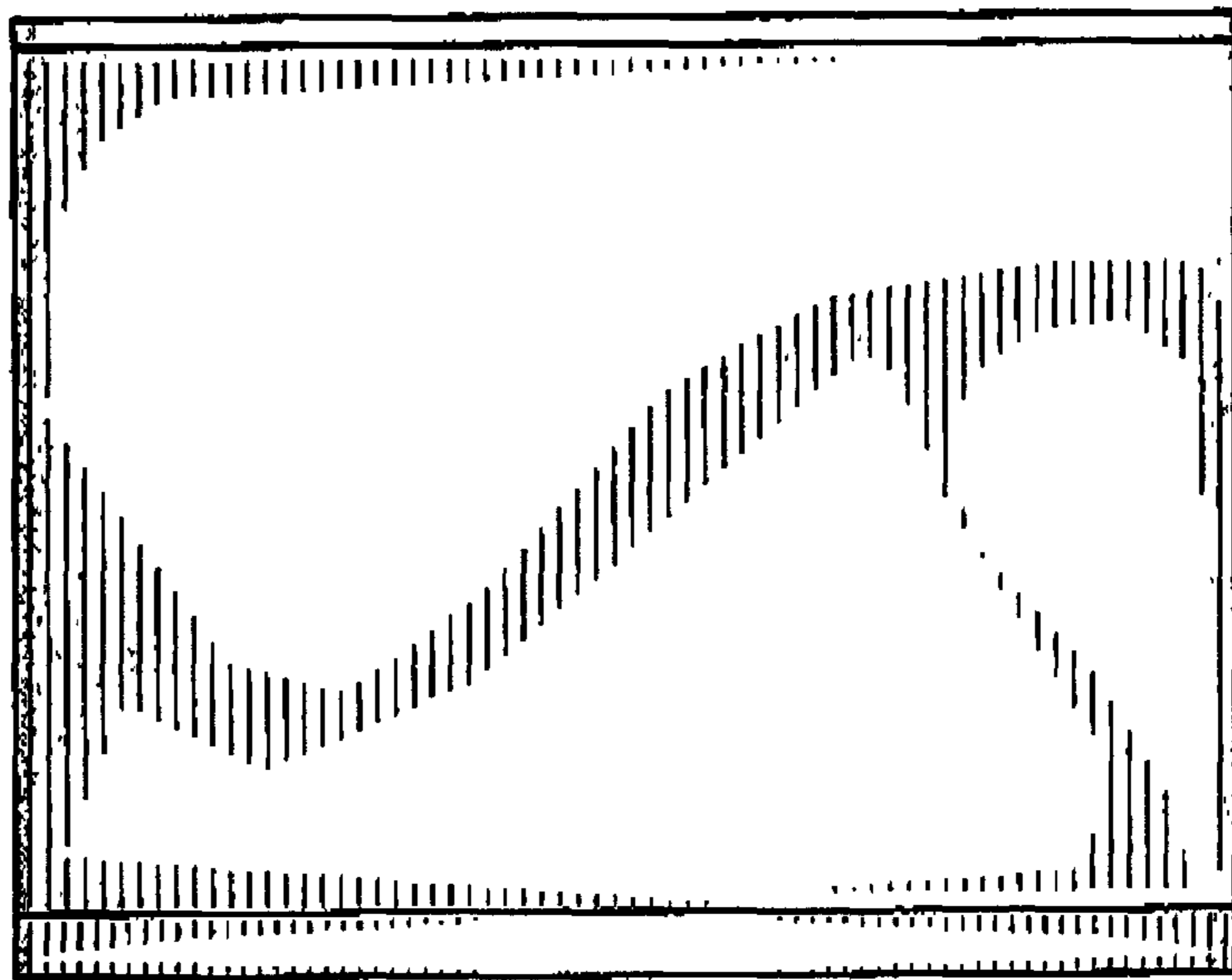


Fig. 3

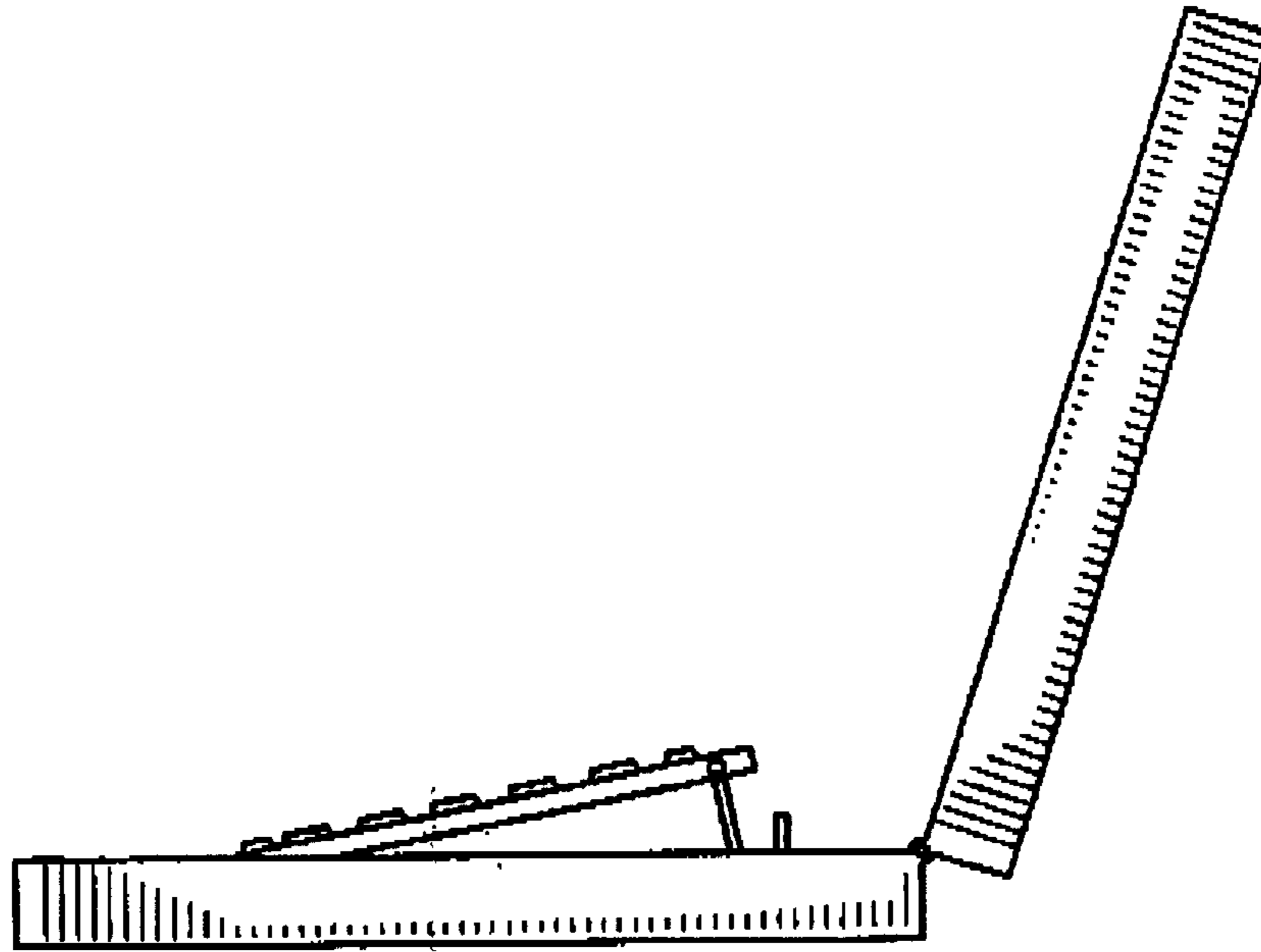


Fig. 4

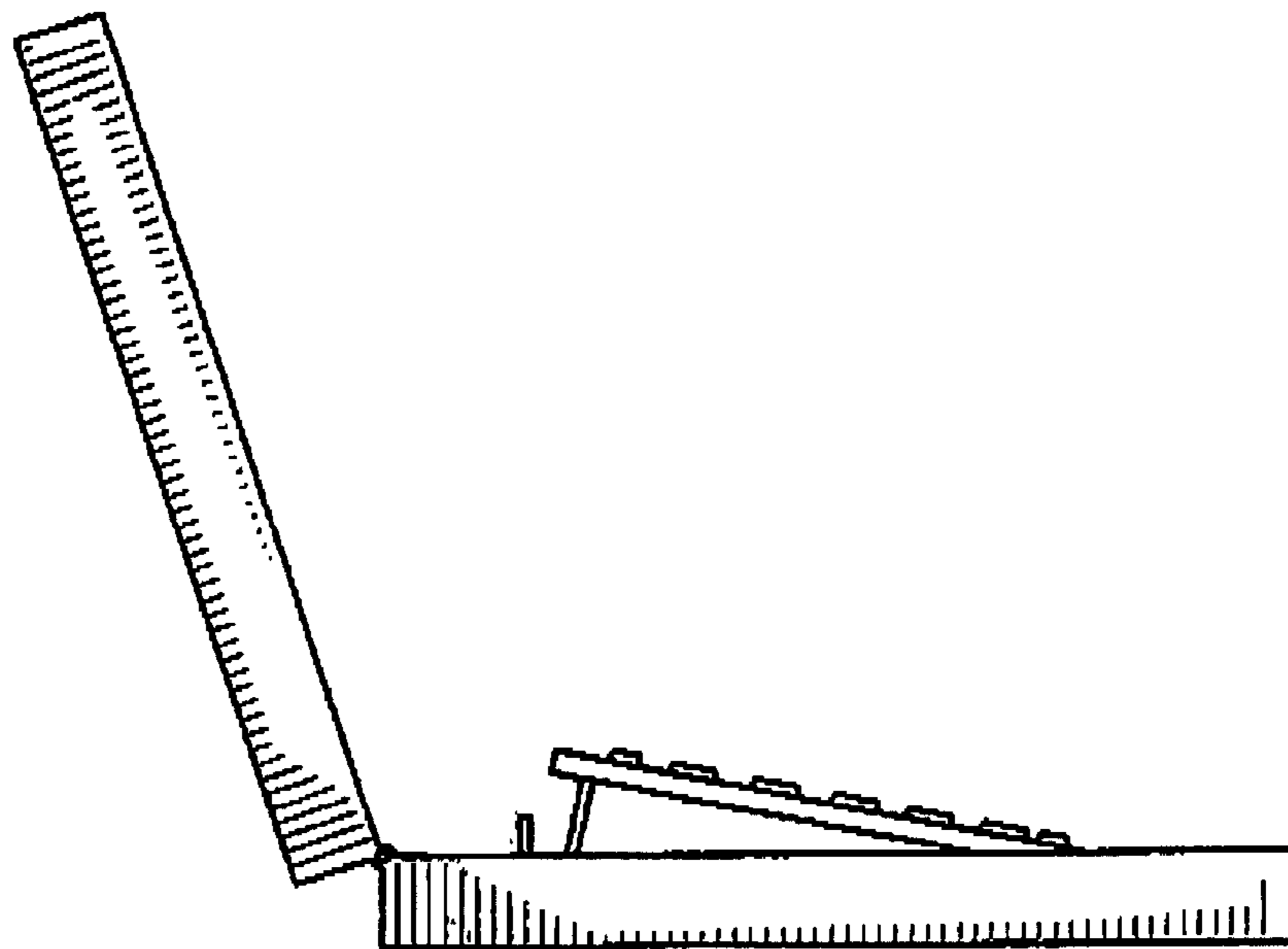


Fig. 5

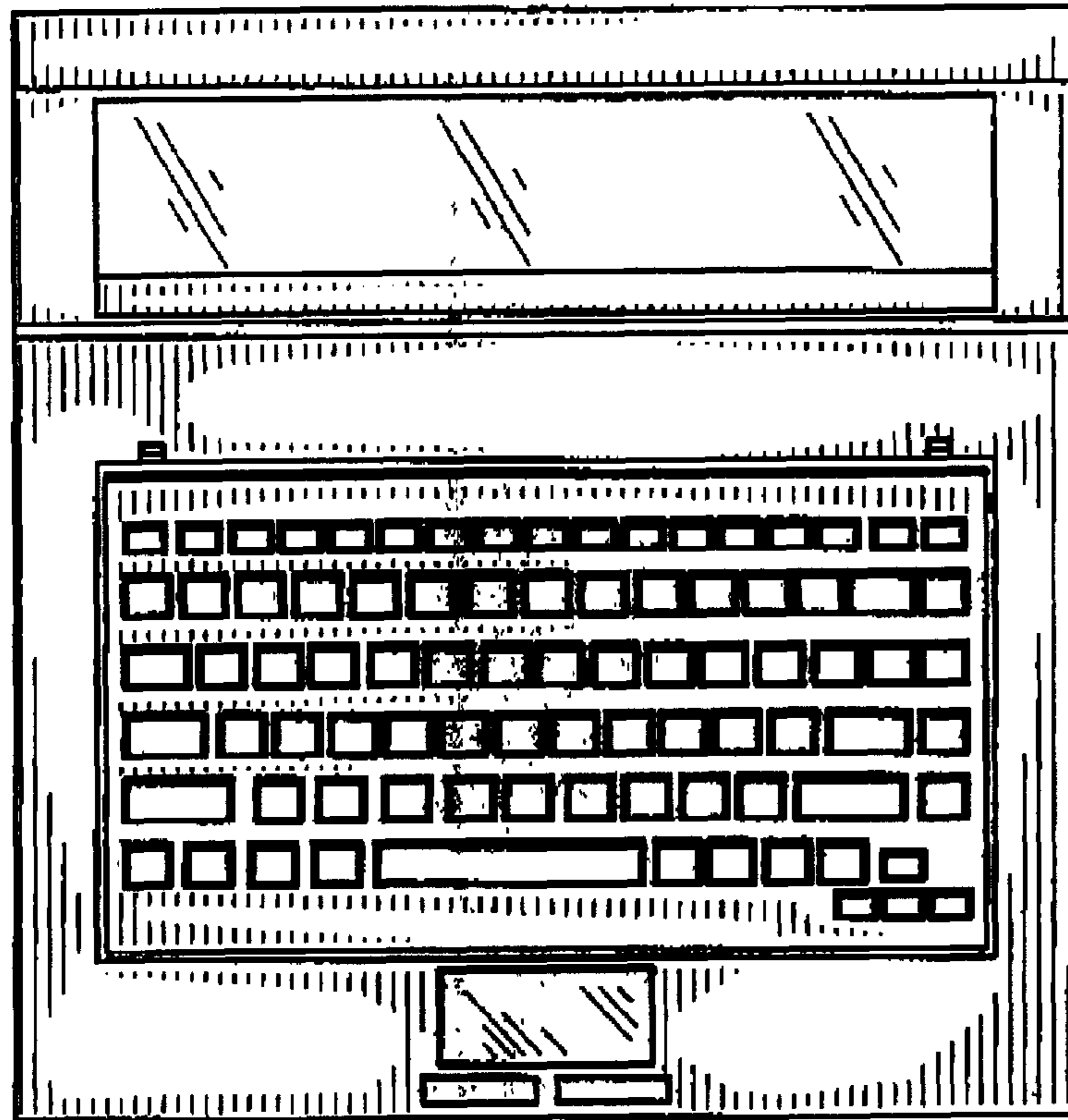


Fig. 6

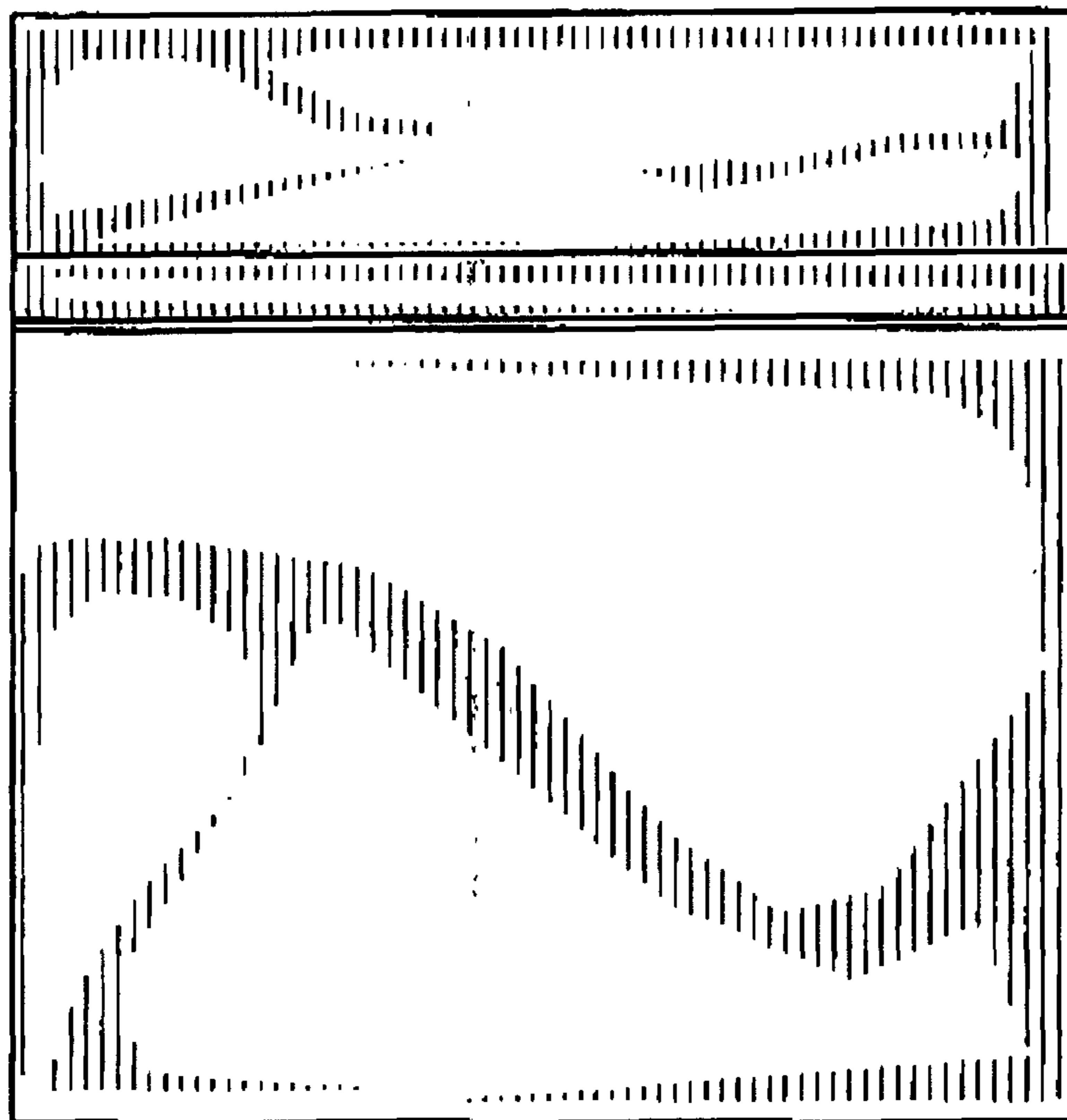


Fig. 7