

US00D529476S

(12) **United States Design Patent** (10) **Patent No.:** **US D529,476 S**
Beaseley et al. (45) **Date of Patent:** **** Oct. 3, 2006**

(54) **CORDLESS PHONE HANDSET**
(75) Inventors: **Jeffrey R Beaseley**, Suwanee, GA (US); **Christopher G Franck**, Decatur, GA (US); **Matthew M Julian**, Sunrise, FL (US)

(73) Assignee: **General Instrument Corporation**, Horsham, PA (US)

(**) Term: **14 Years**

(21) Appl. No.: **29/220,358**

(22) Filed: **Dec. 29, 2004**

(51) **LOC (8) Cl.** **14-03**
(52) **U.S. Cl.** **D14/147**
(58) **Field of Classification Search** D14/137, D14/138, 147-148, 247-248, 144, 218, 341-347; 379/433.01-433.13, 434; D13/168; D21/517; 455/556.1, 556.2, 566, 575.1, 90.3
See application file for complete search history.

(56) **References Cited**

U.S. PATENT DOCUMENTS

| | | | | | |
|------------|---|---------|-------------------|-------|---------|
| D341,829 S | * | 11/1993 | Baur | | D14/138 |
| D344,943 S | * | 3/1994 | Kajita et al. | | D14/138 |
| D352,028 S | * | 11/1994 | Siddoway et al. | | D14/138 |
| D352,707 S | * | 11/1994 | Ino et al. | | D14/138 |
| D371,359 S | * | 7/1996 | Ka Hung | | D14/147 |
| D377,351 S | * | 1/1997 | Toki et al. | | D14/138 |
| D411,994 S | * | 7/1999 | Nakahara et al. | | D14/138 |
| D412,169 S | * | 7/1999 | Schnell et al. | | D14/138 |
| D412,502 S | * | 8/1999 | Fuke et al. | | D14/148 |
| D413,132 S | * | 8/1999 | Milam | | D14/147 |
| D436,939 S | * | 1/2001 | Nagano et al. | | D14/138 |
| D442,157 S | * | 5/2001 | Muenschler et al. | | D14/138 |
| D459,329 S | * | 6/2002 | Suzuki et al. | | D14/138 |
| D468,714 S | * | 1/2003 | Maruska et al. | | D14/138 |
| D469,069 S | * | 1/2003 | Ng et al. | | D14/138 |
| D470,467 S | * | 2/2003 | Maruska et al. | | D14/138 |

| | | | | | |
|-----------------|---|---------|-------------------|-------|-----------|
| D473,550 S | * | 4/2003 | Ribeiro et al. | | D14/247 |
| D477,582 S | * | 7/2003 | Muenschler et al. | | D14/147 |
| D477,583 S | * | 7/2003 | Muenschler et al. | | D14/147 |
| D477,817 S | * | 7/2003 | Luminosu et al. | | D14/138 |
| D480,375 S | * | 10/2003 | Cebe et al. | | D14/147 |
| D480,699 S | * | 10/2003 | Robertson et al. | | D14/147 |
| D484,475 S | * | 12/2003 | Sheu | | D14/138 |
| D488,455 S | * | 4/2004 | Robertson et al. | | D14/147 |
| D491,543 S | * | 6/2004 | Chang et al. | | D14/138 |
| D492,660 S | * | 7/2004 | Kim et al. | | D14/138 |
| D494,230 S | * | 8/2004 | Allen | | D21/517 |
| D505,932 S | * | 6/2005 | Eckholm et al. | | D14/138 |
| D515,529 S | * | 2/2006 | Beasley et al. | | D14/138 |
| 2004/0097276 A1 | * | 5/2004 | Harmon | | 455/575.1 |

FOREIGN PATENT DOCUMENTS

| | | | |
|----|-----------|---|---------|
| WO | DM/052854 | * | 10/1999 |
| WO | DM/05723 | * | 7/2001 |
| WO | DM/057746 | * | 7/2001 |
| WO | DM/060792 | * | 6/2002 |
| WO | DM/065064 | * | 2/2004 |

* cited by examiner

Primary Examiner—Jeffrey Asch

(74) *Attorney, Agent, or Firm*—Benjamin D. Driscoll

(57) **CLAIM**

The ornamental design for the cordless phone handset, as shown and described.

DESCRIPTION

FIG. 1 is a perspective view, from the front and above, of a cordless phone handset showing our new design.

FIG. 2 is a front view thereof.

FIG. 3 is a rear view thereof.


FIG. 4 is a left side view thereof

FIG. 5 is a right side view thereof.

FIG. 6 is a top view thereof; and,

FIG. 7 is a bottom view thereof.

1 Claim, 3 Drawing Sheets



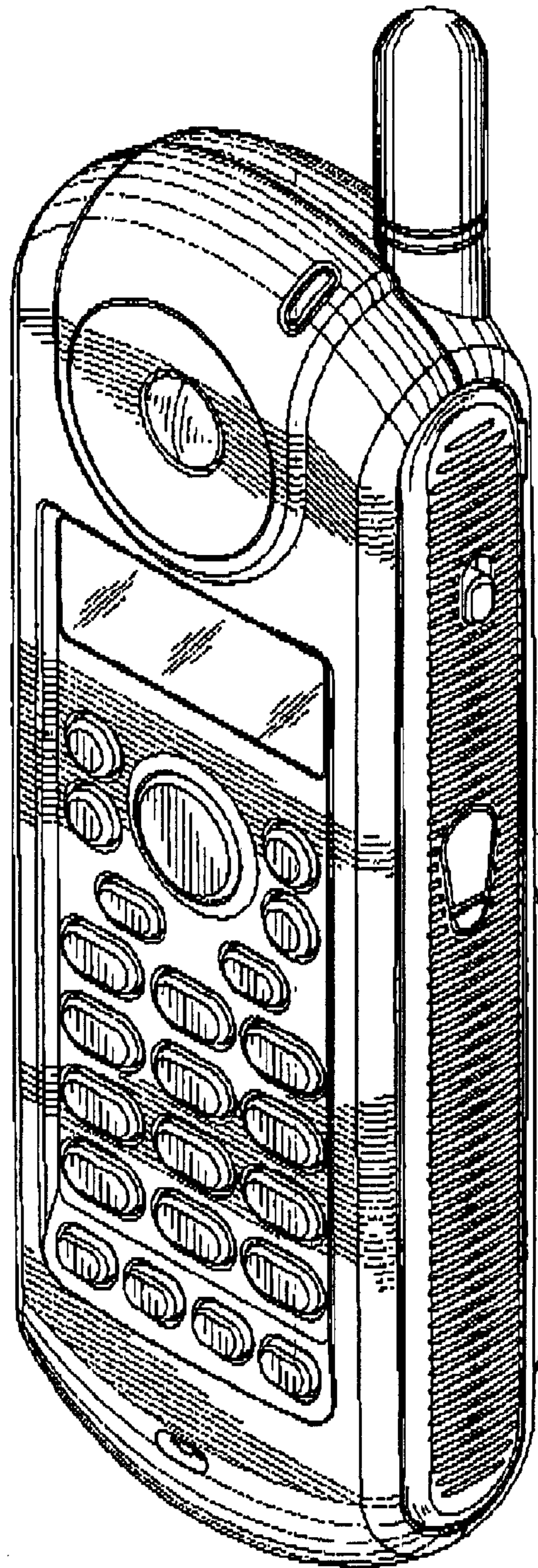


FIG. 1

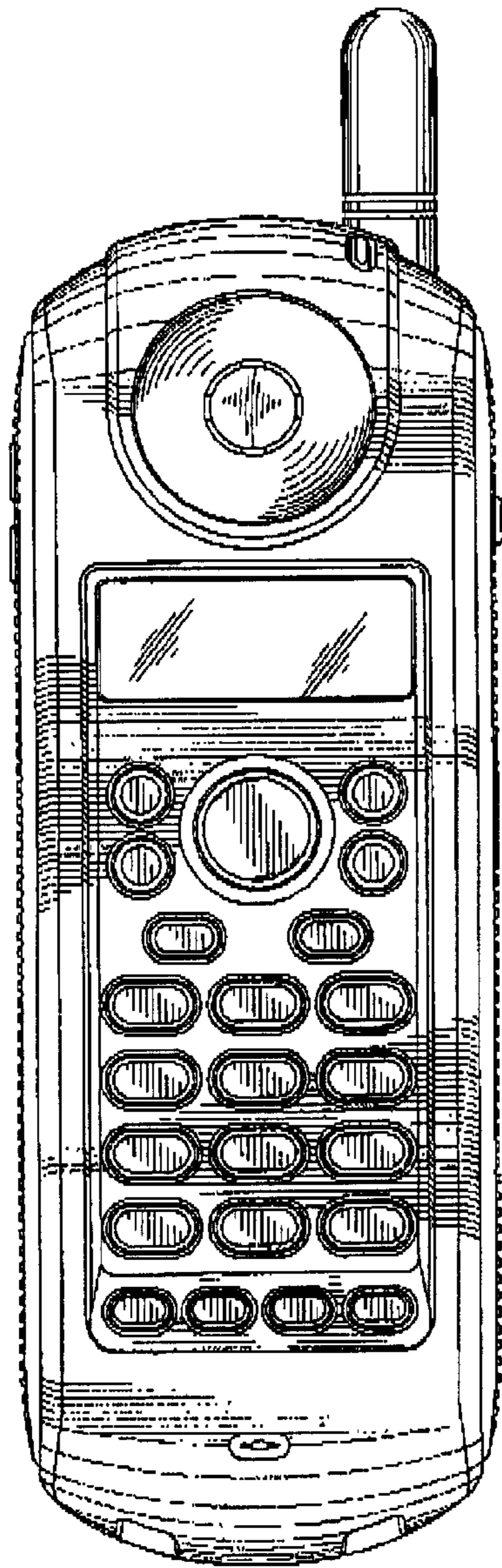


FIG. 2

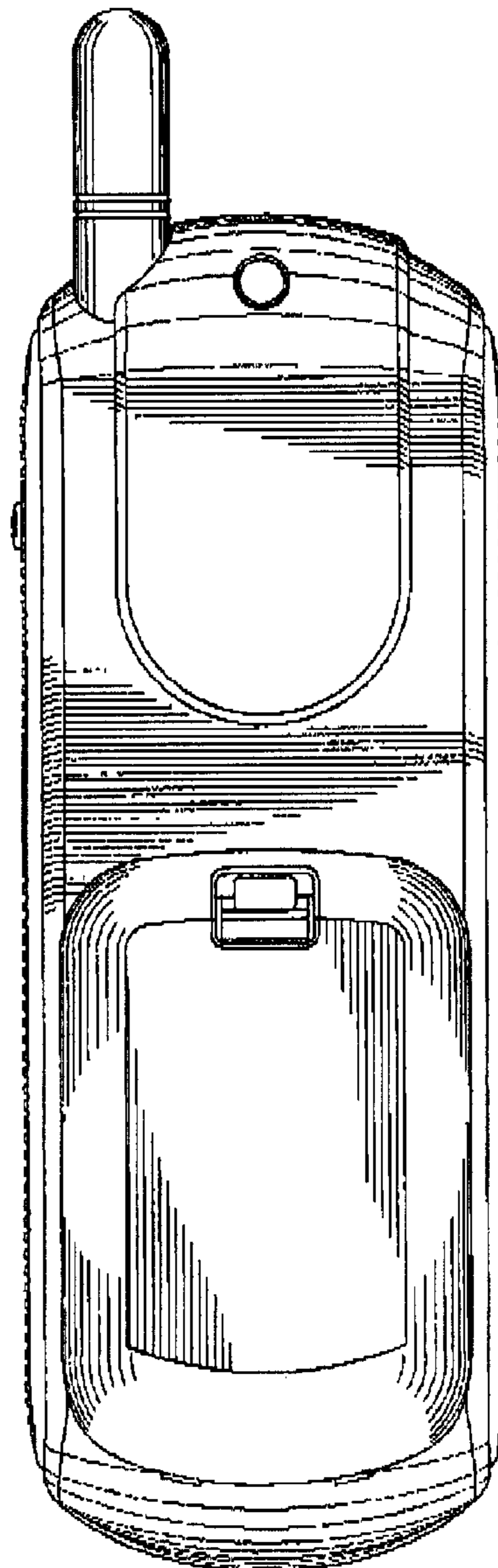


FIG. 3

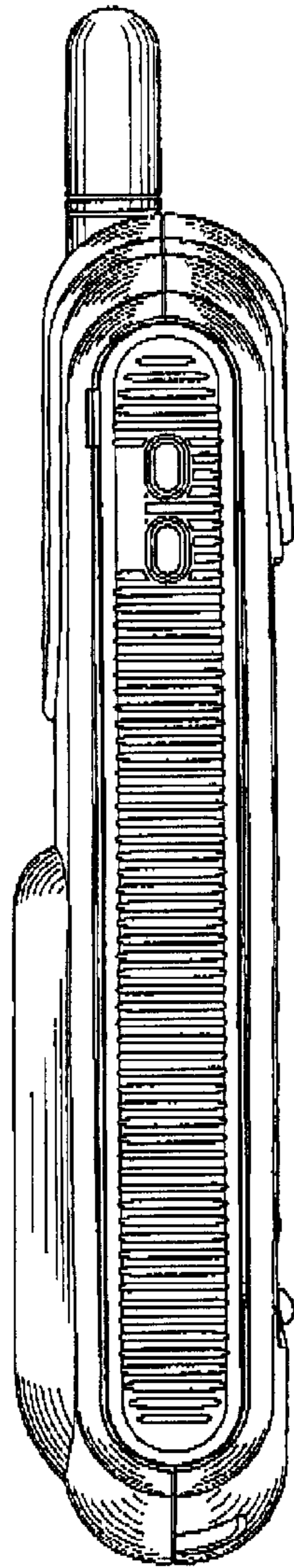


FIG. 4

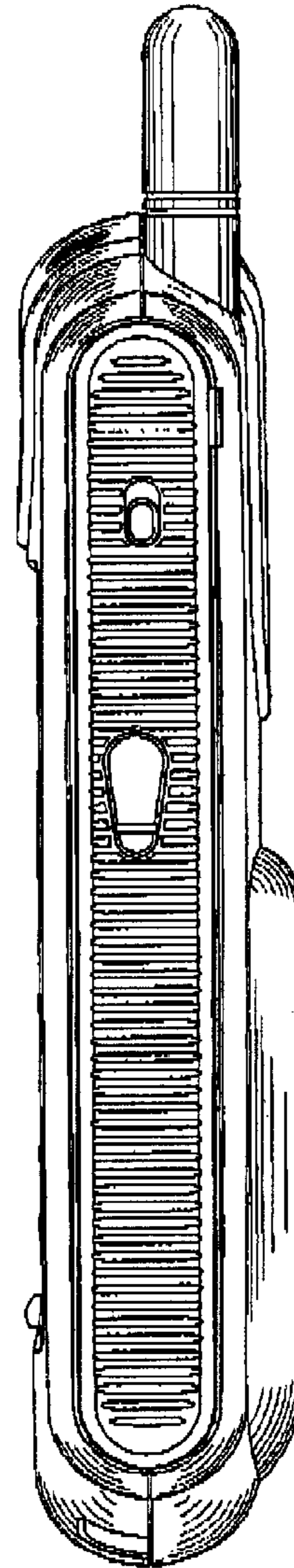


FIG. 5

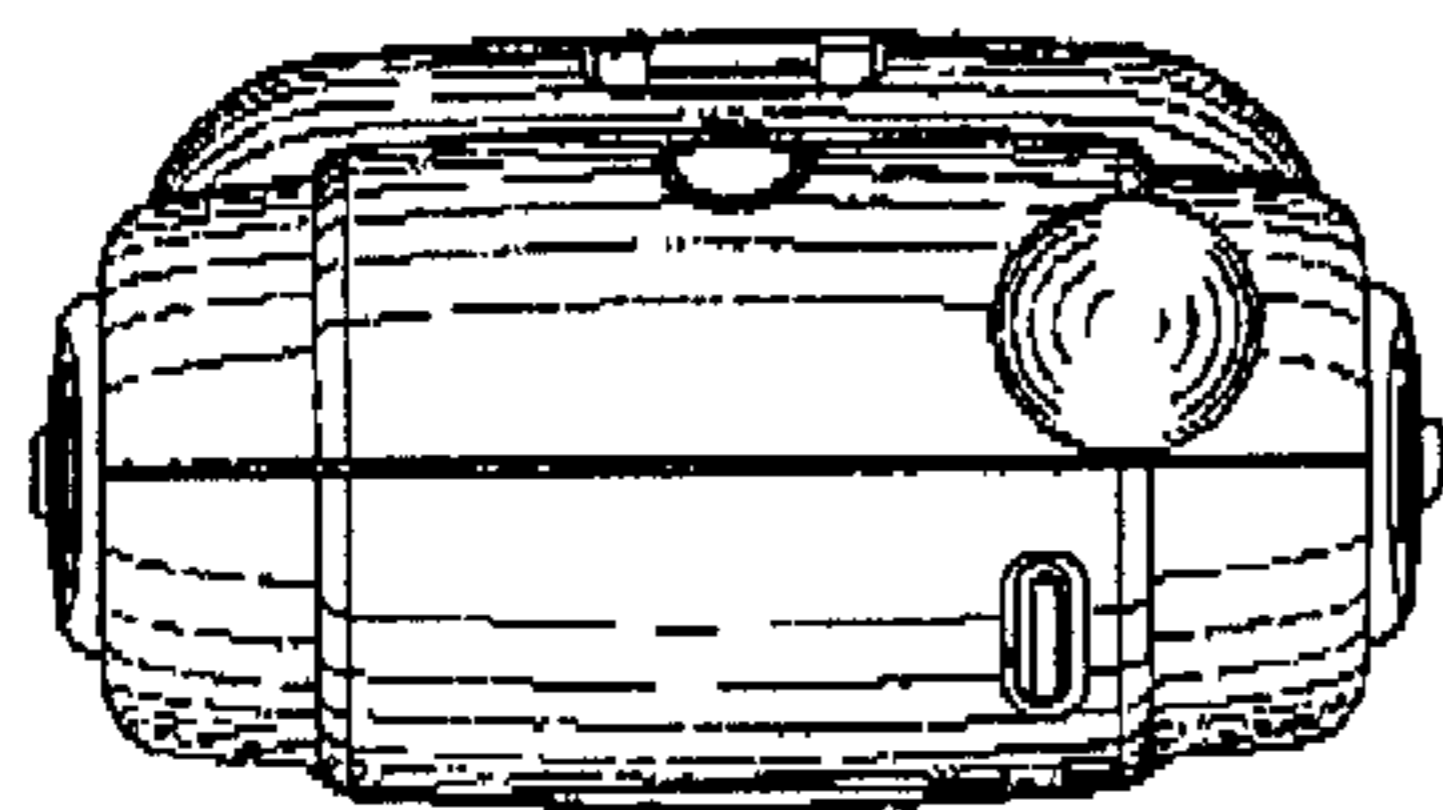


FIG. 6

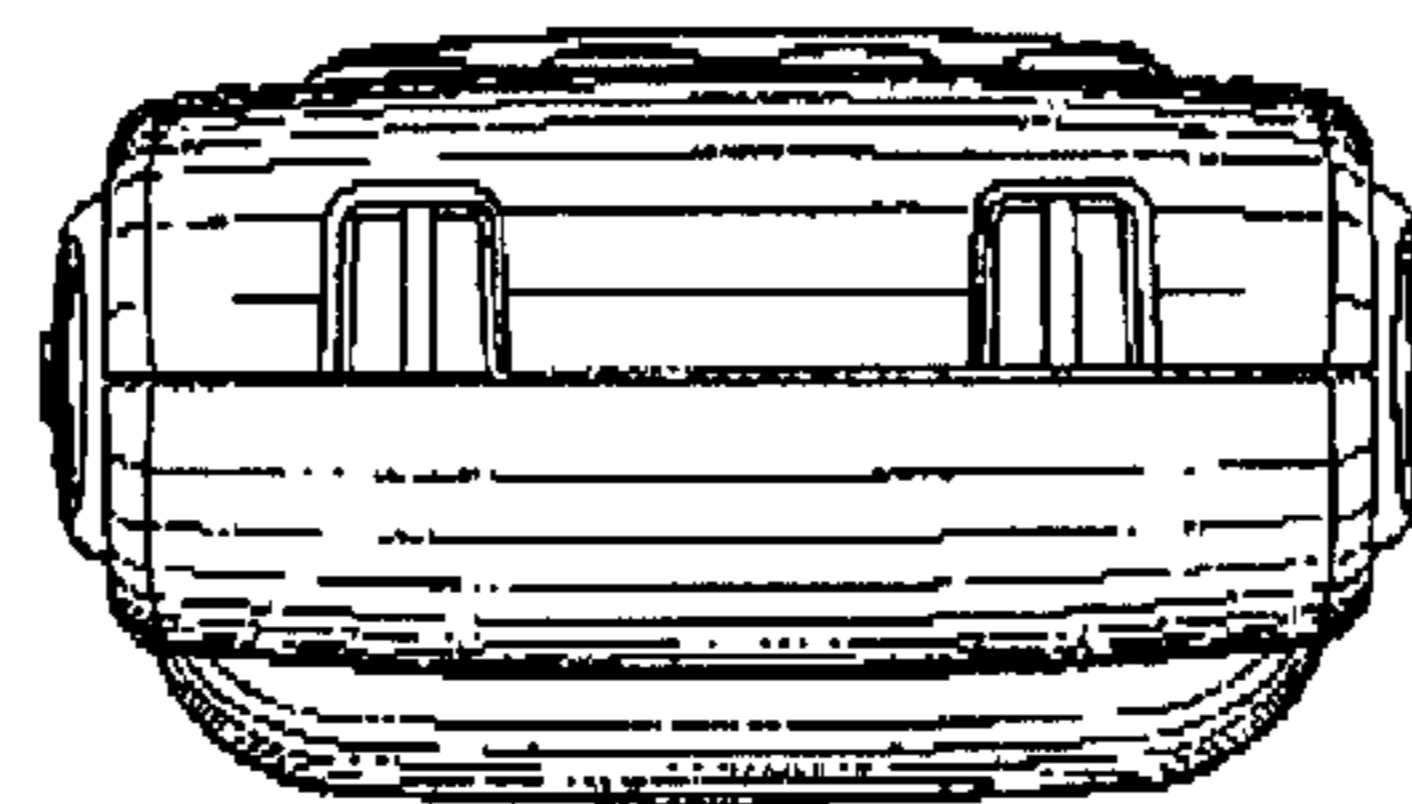


FIG. 7