



US00D529470S

(12) **United States Design Patent**
Rose et al.

(10) **Patent No.:** **US D529,470 S**
(45) **Date of Patent:** **** Oct. 3, 2006**

(54) **HANDSET**

(75) Inventors: **Scott D. Rose**, Waterloo (CA); **Chris K C Leung**, Waterloo (CA)

(73) Assignee: **Research In Motion Limited**, Ontario (CA)

(**) Term: **14 Years**

(21) Appl. No.: **29/231,411**

(22) Filed: **Jun. 6, 2005**

(51) **LOC (8) Cl.** **14-03**

(52) **U.S. Cl.** **D14/138; D14/147; D14/248**

(58) **Field of Classification Search** D14/137-138, D14/142, 159, 191, 347, 147-150, 205-206, D14/218, 248; 379/428.01, 428.02, 433.01, 379/433.04, 433.07, 434; D21/329, 333, D21/517; D19/56; D9/443, 455
See application file for complete search history.

(56) **References Cited**

U.S. PATENT DOCUMENTS

D223,835 S	*	6/1972	Schmidt	D14/191
D229,567 S	*	12/1973	Goldman et al.	D10/116
D256,925 S	*	9/1980	Postrehovsky-Axel	D19/47
D277,753 S	*	2/1985	Eckmann et al.	D14/191
D282,378 S	*	1/1986	Ohyabu et al.	D19/43
D290,356 S	*	6/1987	Fisher	D14/191
D291,886 S	*	9/1987	Scheid et al.	D14/191
D299,008 S	*	12/1988	Näslund	D9/443
D301,548 S	*	6/1989	Weaver	D9/434
D335,144 S	*	4/1993	Katami et al.	D19/57
D337,588 S	*	7/1993	Cruz et al.	D14/218
D345,355 S	*	3/1994	Konno et al.	D14/138
D357,025 S	*	4/1995	Tokiyama et al.	D14/258
D358,816 S	*	5/1995	Scheid	D14/191
D359,759 S	*	6/1995	Otake	D19/57
D377,341 S	*	1/1997	Imai et al.	D14/343
D381,663 S	*	7/1997	Friis	D14/141.3
D390,850 S	*	2/1998	Larson et al.	D14/257
D391,568 S	*	3/1998	Carlson	D14/138
D393,834 S	*	4/1998	Margalit et al.	D14/346

D398,605 S	*	9/1998	Murray et al.	D14/137
D406,142 S	*	2/1999	Meurer	D14/218
D422,971 S	*	4/2000	Leib	D14/346
D424,547 S	*	5/2000	Seachuga	D14/346
D438,186 S	*	2/2001	Rodgers et al.	D14/142
D438,854 S	*	3/2001	Badoual	D14/138
D439,831 S	*	4/2001	Henriksson	D8/394
D449,825 S	*	10/2001	Rickmann	D14/138
D480,060 S	*	9/2003	Siokola	D14/155
D486,858 S	*	2/2004	Schung	D19/51
D491,155 S	*	6/2004	Kawakami et al.	D14/138
D491,542 S	*	6/2004	Chai et al.	D14/138
D509,199 S	*	9/2005	Haase et al.	D14/137
D512,403 S	*	12/2005	Yang	D14/156
2003/0020694 A1	*	1/2003	Kim et al.	345/169

FOREIGN PATENT DOCUMENTS

WO DM/066748 * 2/2005

* cited by examiner

Primary Examiner—Jeffrey D. Asch
Assistant Examiner—Carla Jobe Wright
(74) *Attorney, Agent, or Firm*—Brij K. Agarwal; Eckert Seamans Cherin & Mellott, LLC

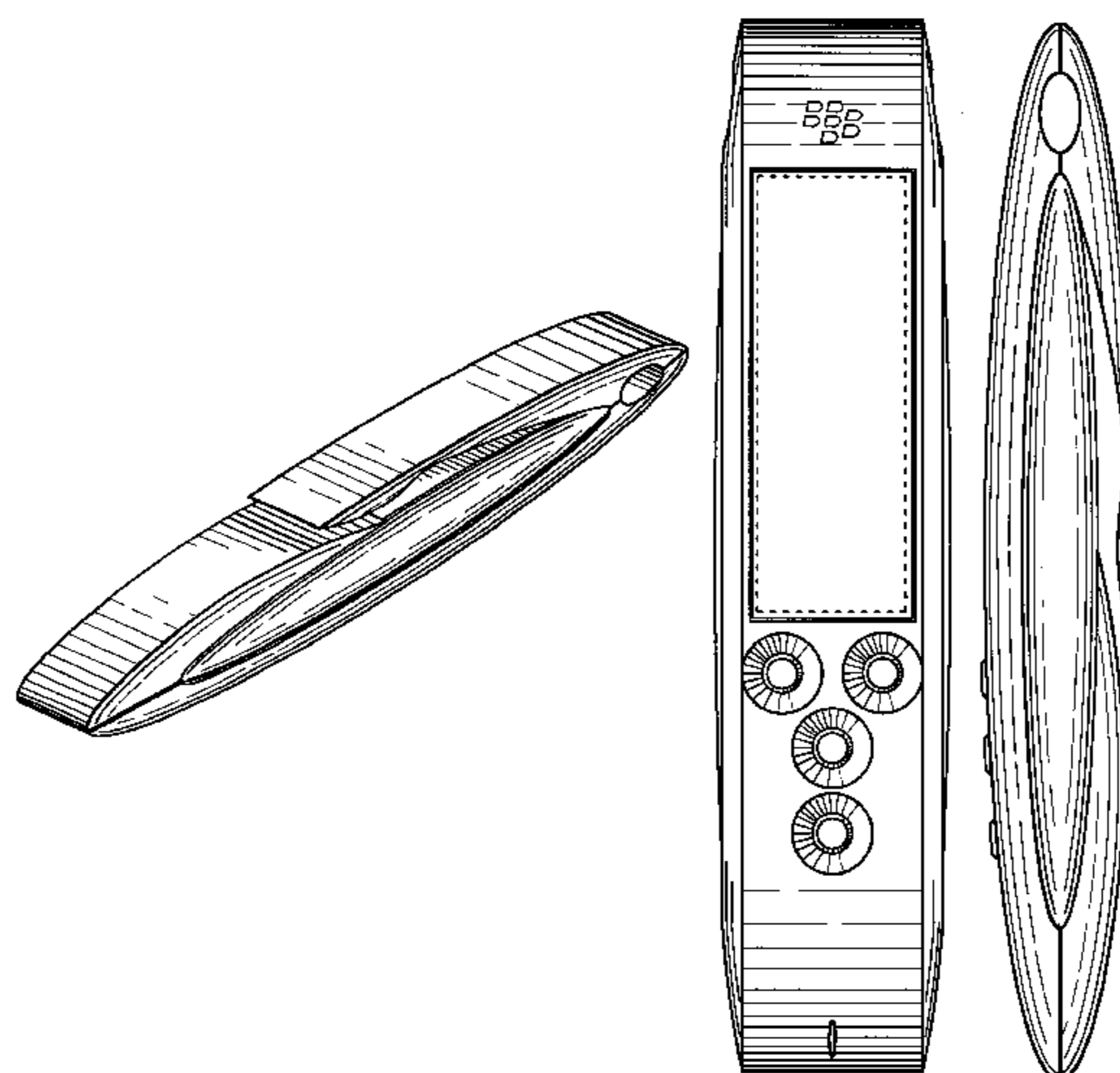
(57) **CLAIM**

The ornamental design for a handset, as shown and described.

DESCRIPTION

FIG. 1 is a perspective view of a handset depicting our new design;
FIG. 2 is another perspective view thereof;
FIG. 3 is a left side elevational view thereof;
FIG. 4 is a front elevational view thereof;
FIG. 5 is a bottom plan view thereof;
FIG. 6 is a top plan view thereof;
FIG. 7 is a right side elevational view thereof; and,
FIG. 8 is a rear elevational view thereof.
The broken line showing of the rectangular feature on the front of the handset in FIGS. 1, 4, and 6 is for illustrative purposes only and forms no part of the claimed design.

1 Claim, 3 Drawing Sheets



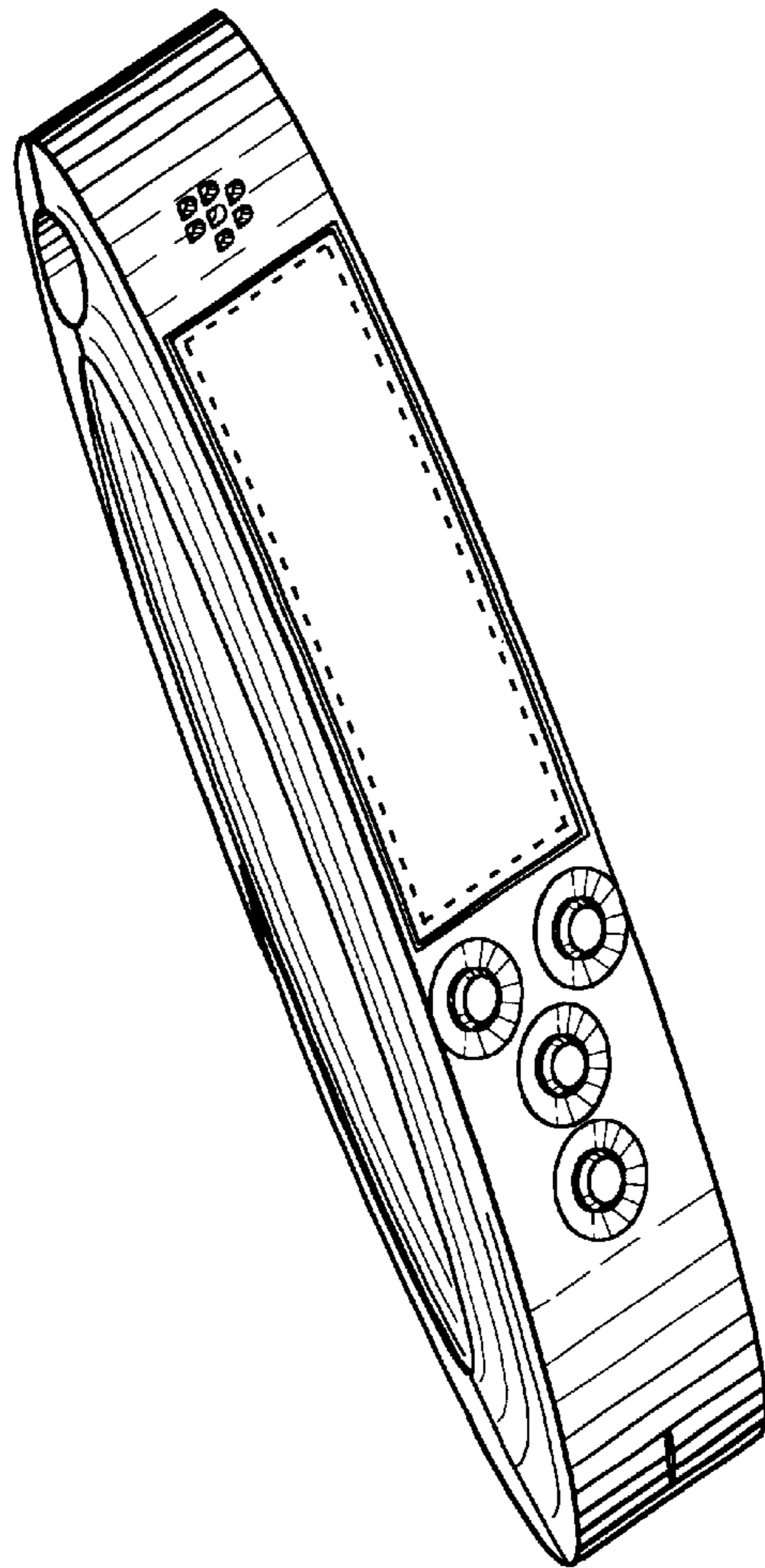


FIG.1

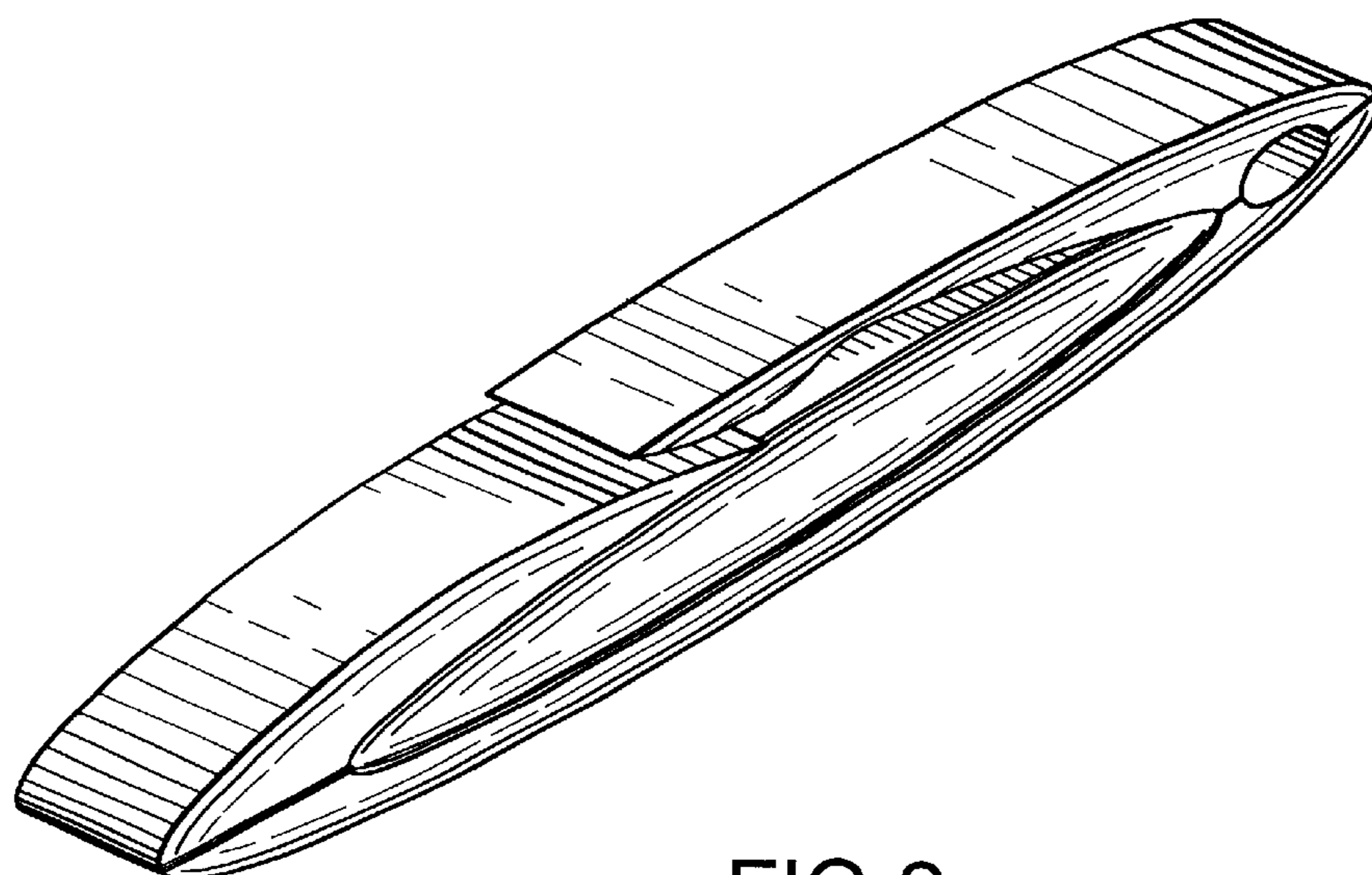


FIG.2



FIG.3




FIG.4




FIG.5




FIG. 6



FIG. 7

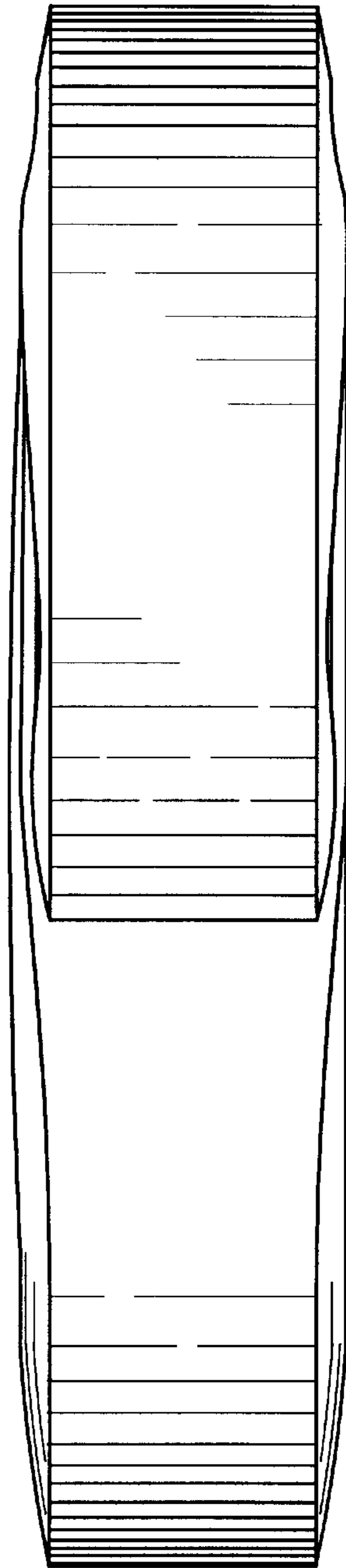


FIG. 8