



US00D529401S

(12) **United States Design Patent**
Aoki

(10) **Patent No.:** **US D529,401 S**

(45) **Date of Patent:** **** Oct. 3, 2006**

(54) **CONTAINER FOR BATTERIES**

(75) Inventor: **Shota Aoki**, Ibaraki (JP)

(73) Assignee: **Hitachi Maxell, Ltd.**, Osaka (JP)

(**) Term: **14 Years**

(21) Appl. No.: **29/238,439**

(22) Filed: **Sep. 16, 2005**

(30) **Foreign Application Priority Data**

Mar. 18, 2005 (JP) 2005-008158

(51) **LOC (8) Cl.** **09-03**

(52) **U.S. Cl.** **D9/756; D9/456**

(58) **Field of Classification Search** D9/756,
D9/456, 424, 414, 737, 499, 736, 755, 425,
D9/758; D3/311, 314; 206/445, 503, 557,
206/561, 564, 565, 449, 703, 704, 705
See application file for complete search history.

(56) **References Cited**

U.S. PATENT DOCUMENTS

- D124,414 S * 12/1940 Sheppard D9/456
- D184,354 S * 2/1959 Joyce D9/456
- D241,518 S * 9/1976 Chadbourne D9/755

- D260,613 S * 9/1981 Wilkerson D9/424
- D284,841 S * 7/1986 Rowland et al. D9/456
- D305,738 S * 1/1990 Day D9/456
- D352,452 S * 11/1994 Asai D9/756
- D390,458 S * 2/1998 Kristoffersson D9/755

* cited by examiner

Primary Examiner—Stella Reid

Assistant Examiner—Mark Goodwin

(74) *Attorney, Agent, or Firm*—Birch, Stewart, Kolasch & Birch, LLP

(57) **CLAIM**

The ornamental design for a container for batteries, as shown and described.

DESCRIPTION

FIG. 1 is a perspective view of a container for batteries showing my new design;
FIG. 2 is a front side elevational view thereof;
FIG. 3 is a back side elevational view thereof;
FIG. 4 is a right side elevational view thereof;
FIG. 5 is a left side elevational view thereof;
FIG. 6 is a top plan view thereof; and,
FIG. 7 is a bottom plan view thereof.

1 Claim, 3 Drawing Sheets

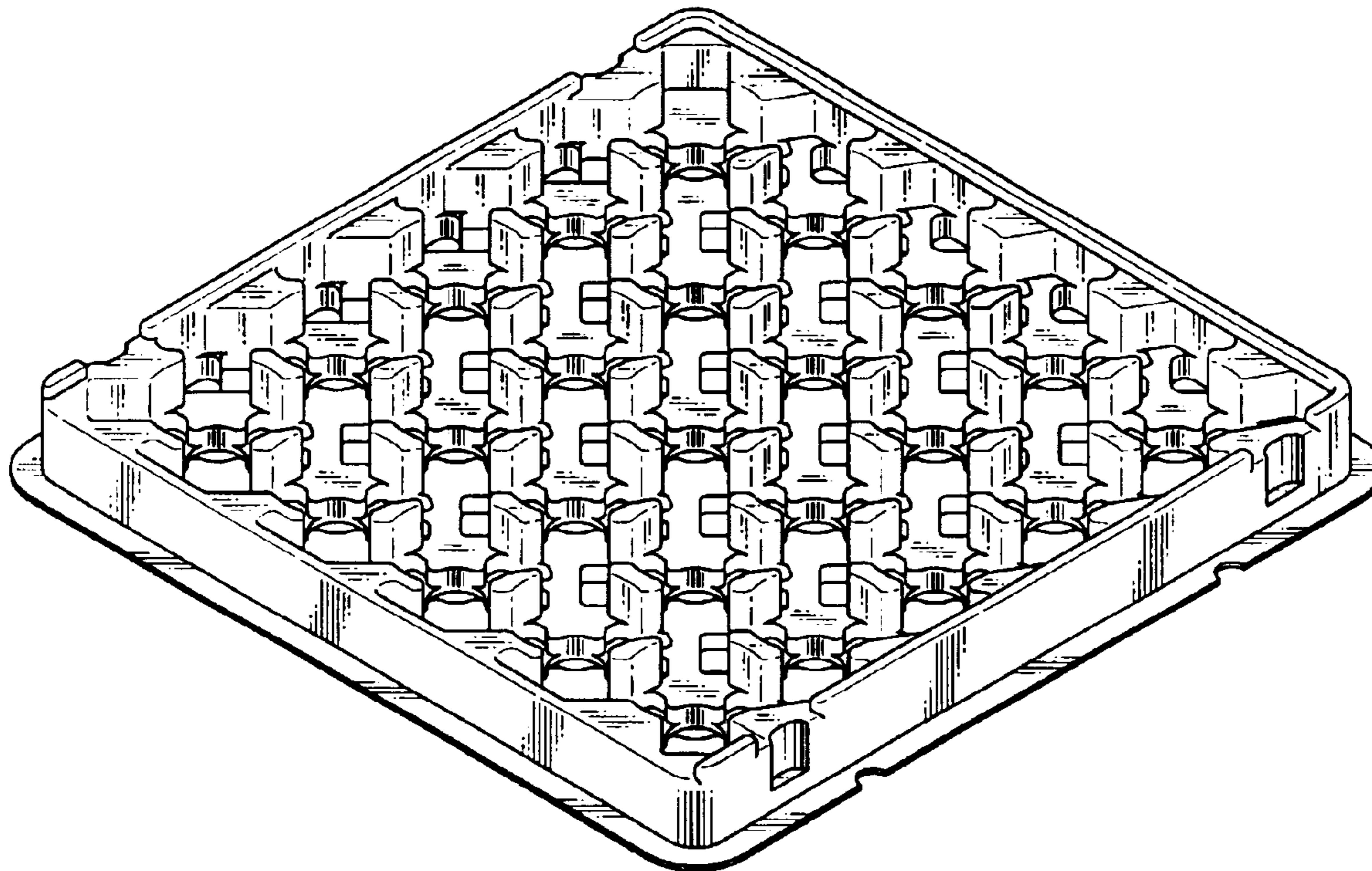


FIG.1

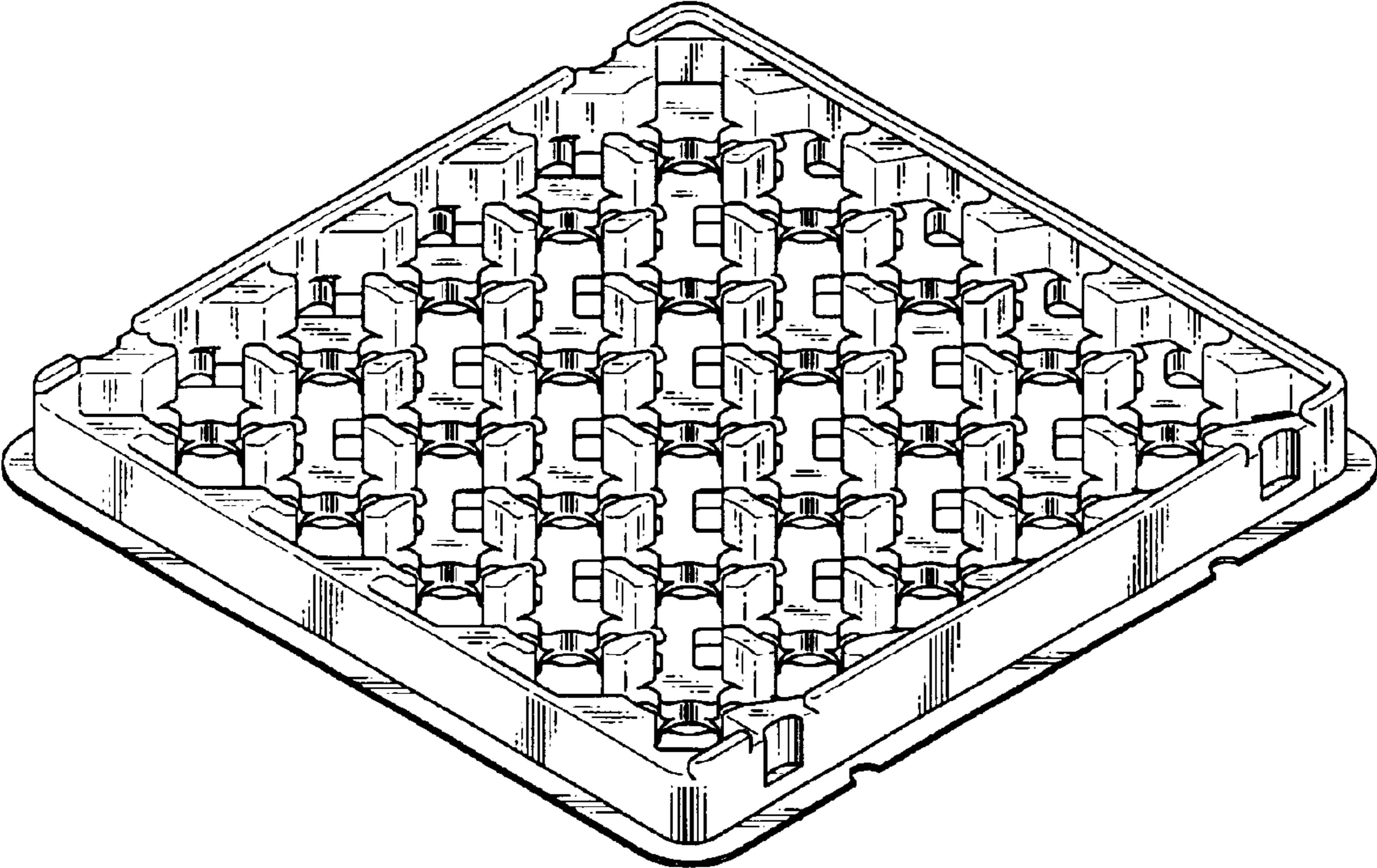


FIG.2



FIG.3




FIG.4

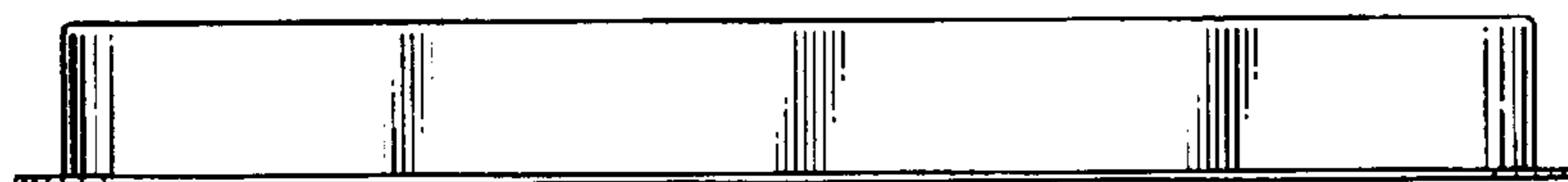


FIG.5




FIG.6

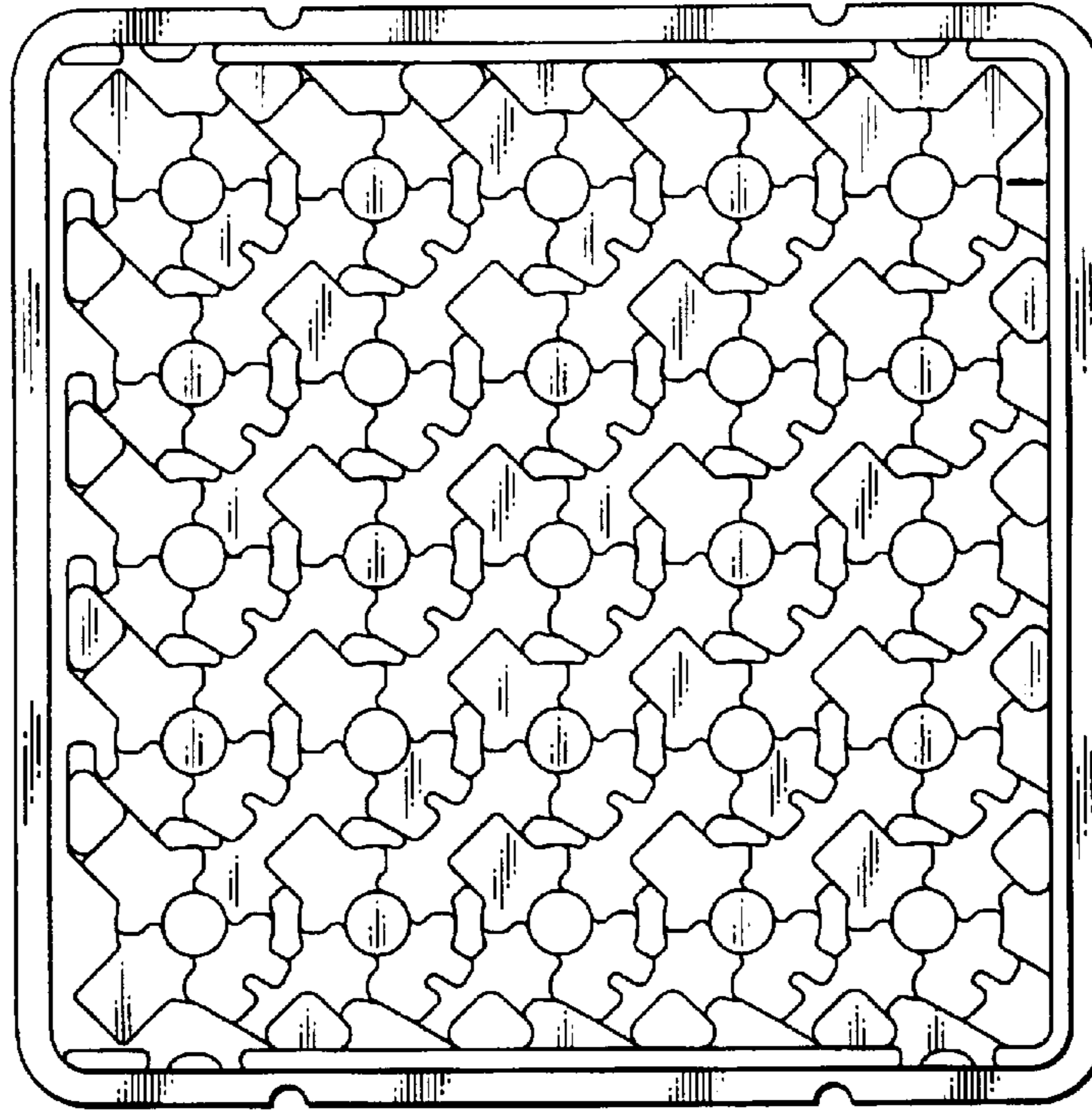


FIG.7

