



US00D529390S

(12) **United States Design Patent**
Lalanne et al.

(10) **Patent No.:** **US D529,390 S**
(45) **Date of Patent:** **** Oct. 3, 2006**

(54) **CONTAINER**

(75) Inventors: **Jacques Lalanne**, Compiegne (FR);
Salvatore N. Del'Re, Marlboro, NJ
(US); **Thomas Zauser**, Bregenz (AT);
Stefan Roeck, Hoechst (AT)

(73) Assignee: **Colgate-Palmolive Company**, New
York, NY (US)

(**) Term: **14 Years**

(21) Appl. No.: **29/202,536**

(22) Filed: **Apr. 1, 2004**

(51) **LOC (8) Cl.** **09-01**

(52) **U.S. Cl.** **D9/544; D9/550; D9/571;**
D9/575

(58) **Field of Classification Search** D9/511,
D9/513, 515-516, 520, 529-530, 542-545,
D9/549-552, 558, 563-565, 571-575, 682,
D9/686, 689-693, 723-725, 728-729; 215/381-385;
220/660, 669

See application file for complete search history.

(56) **References Cited**

U.S. PATENT DOCUMENTS

D42,516 S	5/1912	Palmer	
D92,486 S	6/1934	Nester	
D101,878 S	11/1936	McLaughlin	
D110,030 S	6/1938	Lilienthal	
D194,559 S	2/1963	Rolley et al.	
D199,202 S	9/1964	Platte	
D201,584 S	* 7/1965	Shepler	D9/542
D206,913 S	* 2/1967	Hills	D9/542
D209,625 S	12/1967	Hills	
D210,067 S	2/1968	Abe	
D237,358 S	10/1975	Blank	
D250,878 S	* 1/1979	McGowen	D9/527

D258,348 S	2/1981	Hoyt	
D259,022 S	4/1981	Weckman	
D282,640 S	2/1986	Beaver et al.	
D333,984 S	3/1993	Maginnis	
D333,985 S	3/1993	Maginnis	
D333,986 S	3/1993	Maginnis	
D340,868 S	11/1993	Gormley	
D365,752 S	1/1996	Flanagan-Boos et al.	
D381,575 S	7/1997	Mahlmann	
D415,037 S	10/1999	Pritchard et al.	
D444,392 S	7/2001	Dalmau	
D460,696 S	7/2002	Goettner	
D472,153 S	3/2003	Feen	
6,540,424 B1	* 4/2003	Hall et al.	401/140
D480,651 S	* 10/2003	Hall et al.	D9/550
D485,954 S	* 1/2004	Hall et al.	D32/45
D488,386 S	* 4/2004	Hall et al.	D9/550
D489,007 S	* 4/2004	Hall et al.	D9/550
D489,994 S	* 5/2004	Crawford	D9/542
D503,622 S	* 4/2005	Van Diepen	D9/522

* cited by examiner

Primary Examiner—Terry A. Wallace

Assistant Examiner—Dana Sipos

(74) *Attorney, Agent, or Firm*—Ellen K. Park

(57) **CLAIM**

The ornamental design for a container, as shown and described.

DESCRIPTION

FIG. 1 is a perspective view of a container of our design. FIG. 2 is a front elevation view thereof. FIG. 3 is a rear elevation view thereof. FIG. 4 of a left side elevation view thereof FIG. 5 is a right side elevation view thereof FIG. 6 is a top plan view thereof; and, FIG. 7 is a bottom plan view thereof.

1 Claim, 6 Drawing Sheets

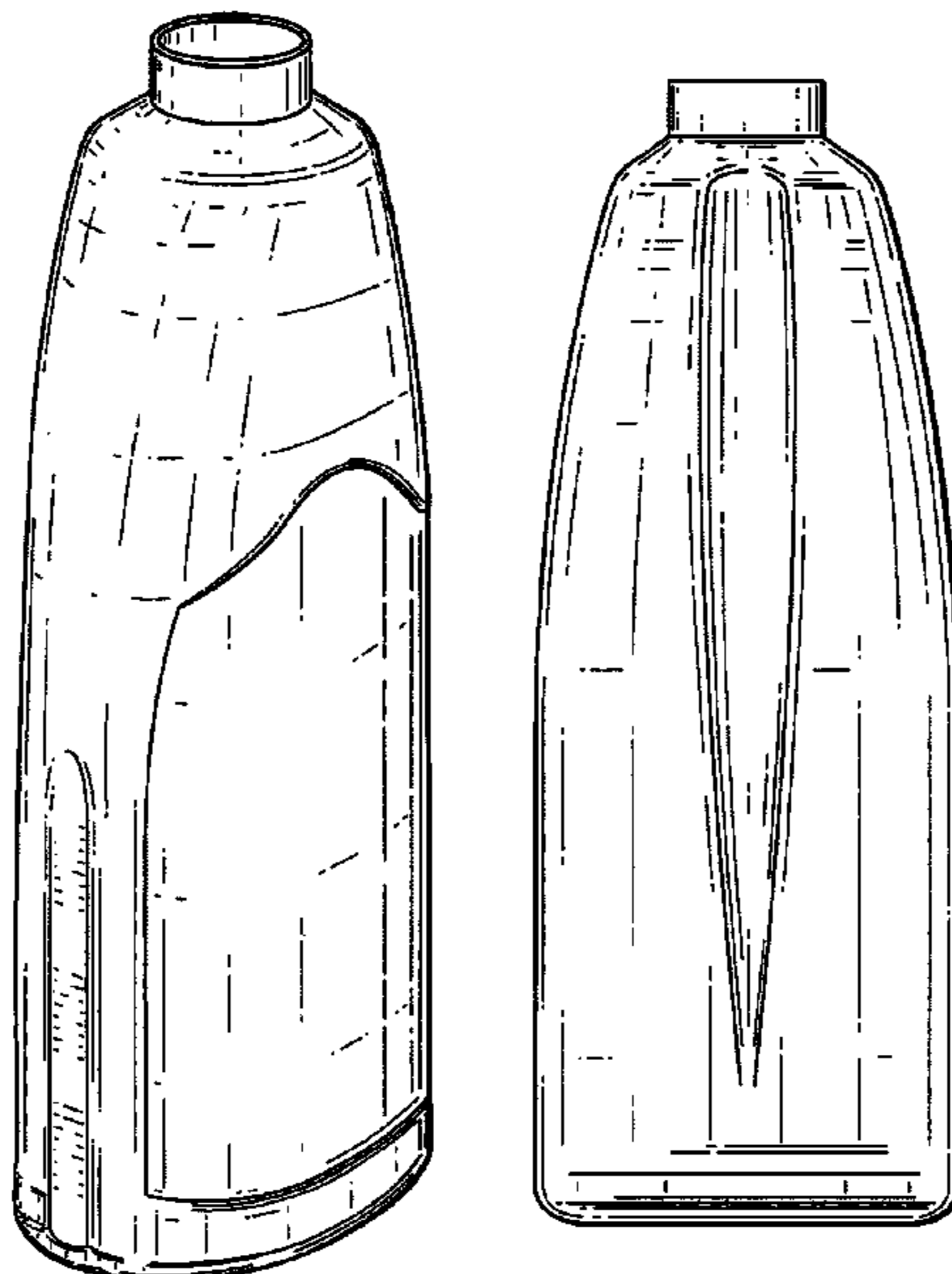




FIG. 1

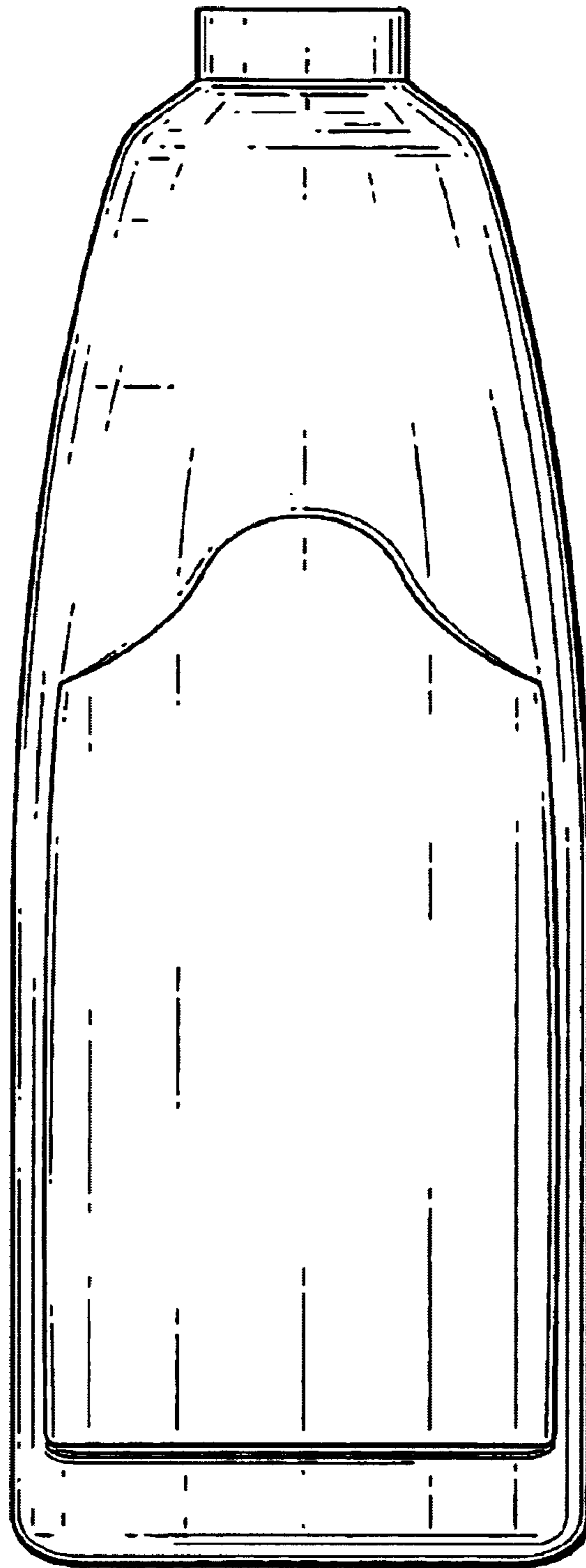


FIG. 2

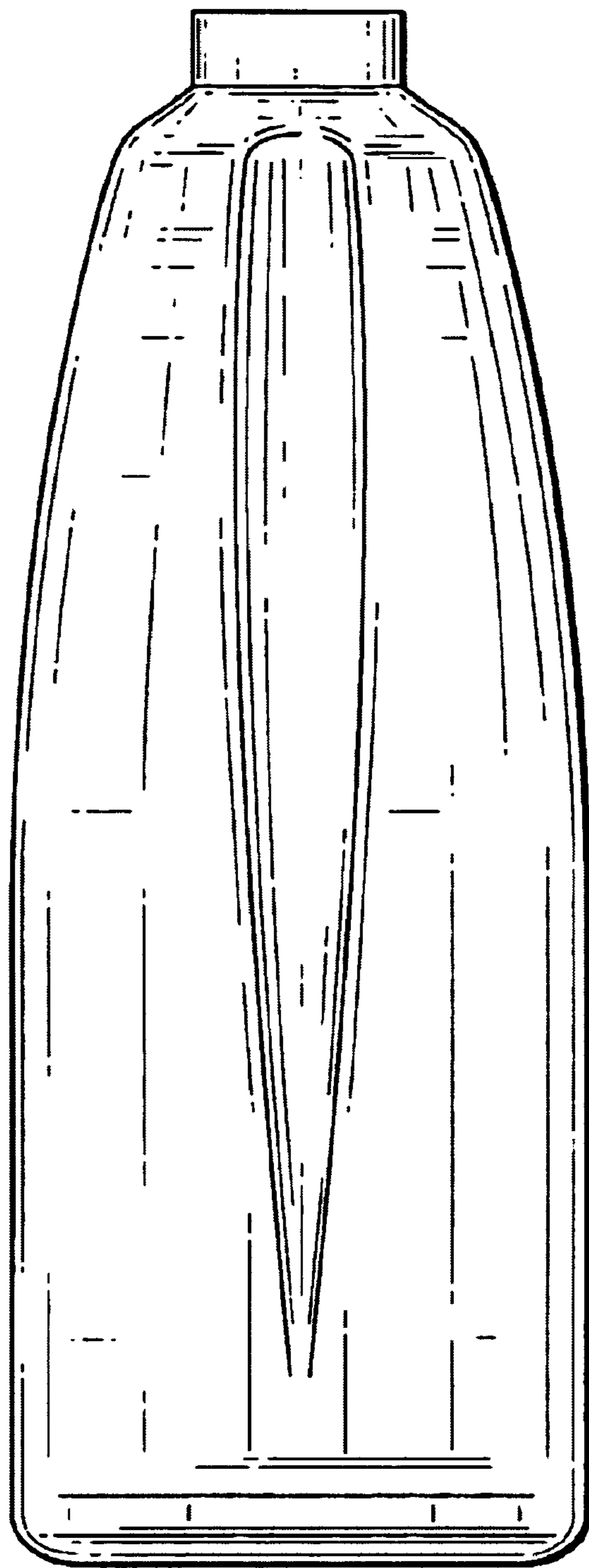


FIG. 3

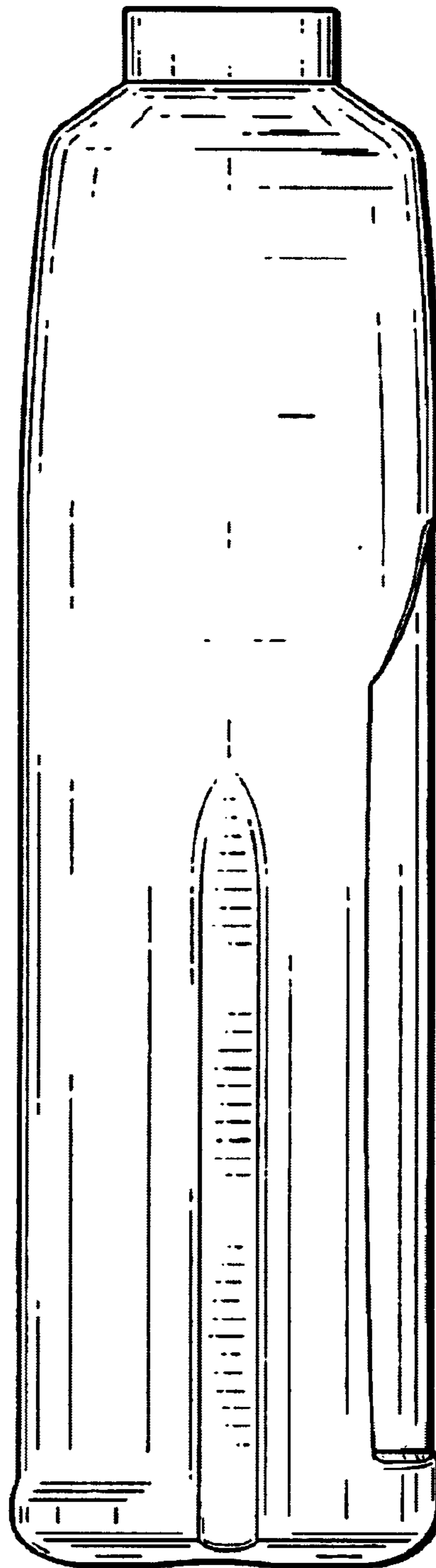


FIG. 4

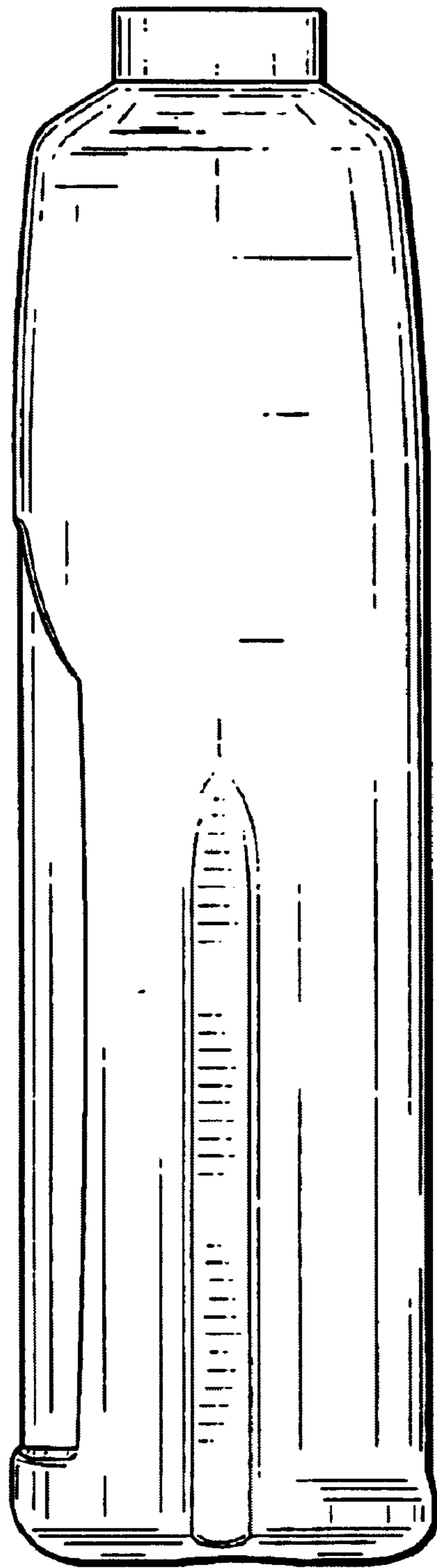


FIG. 5

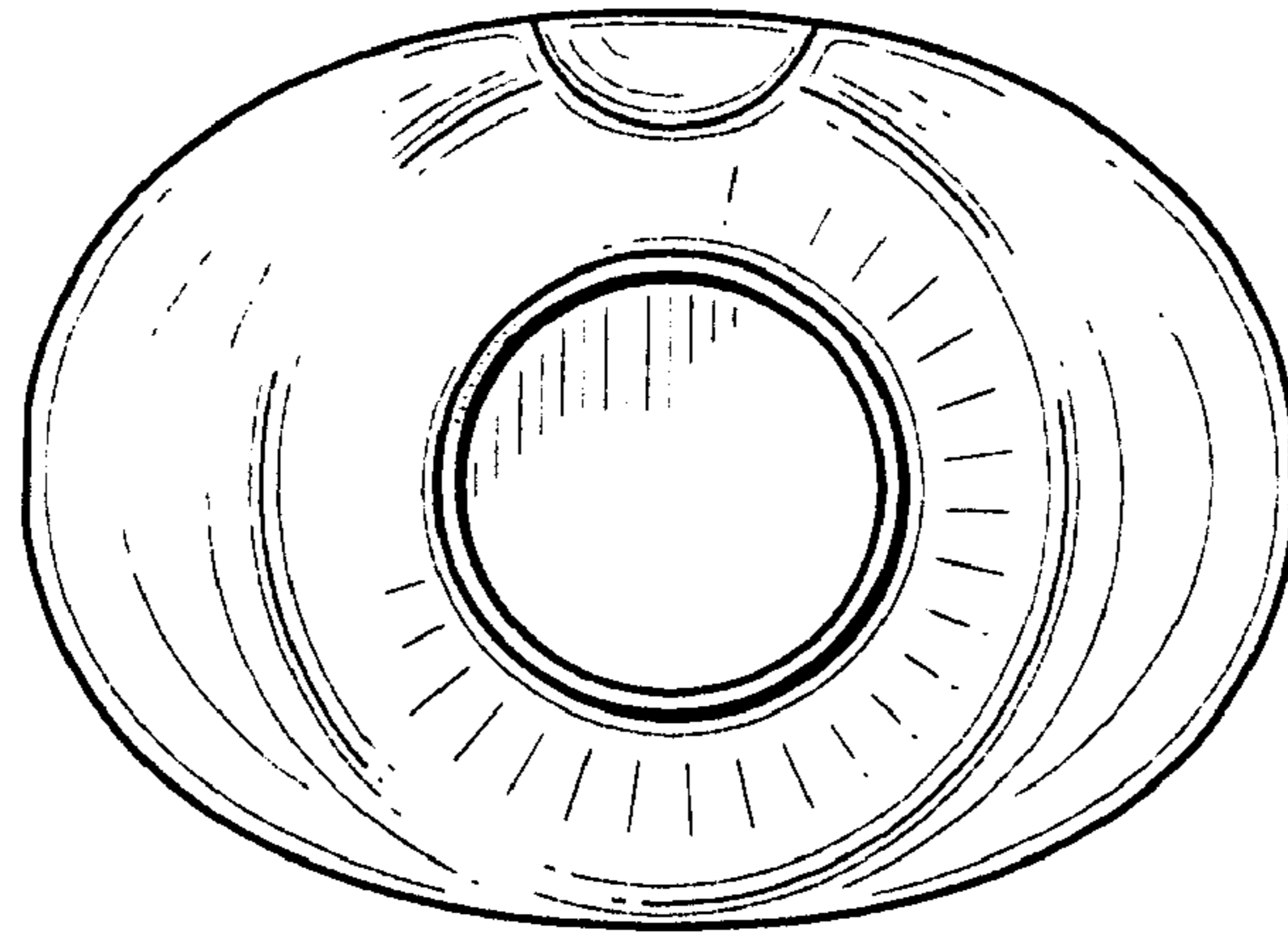


FIG. 6

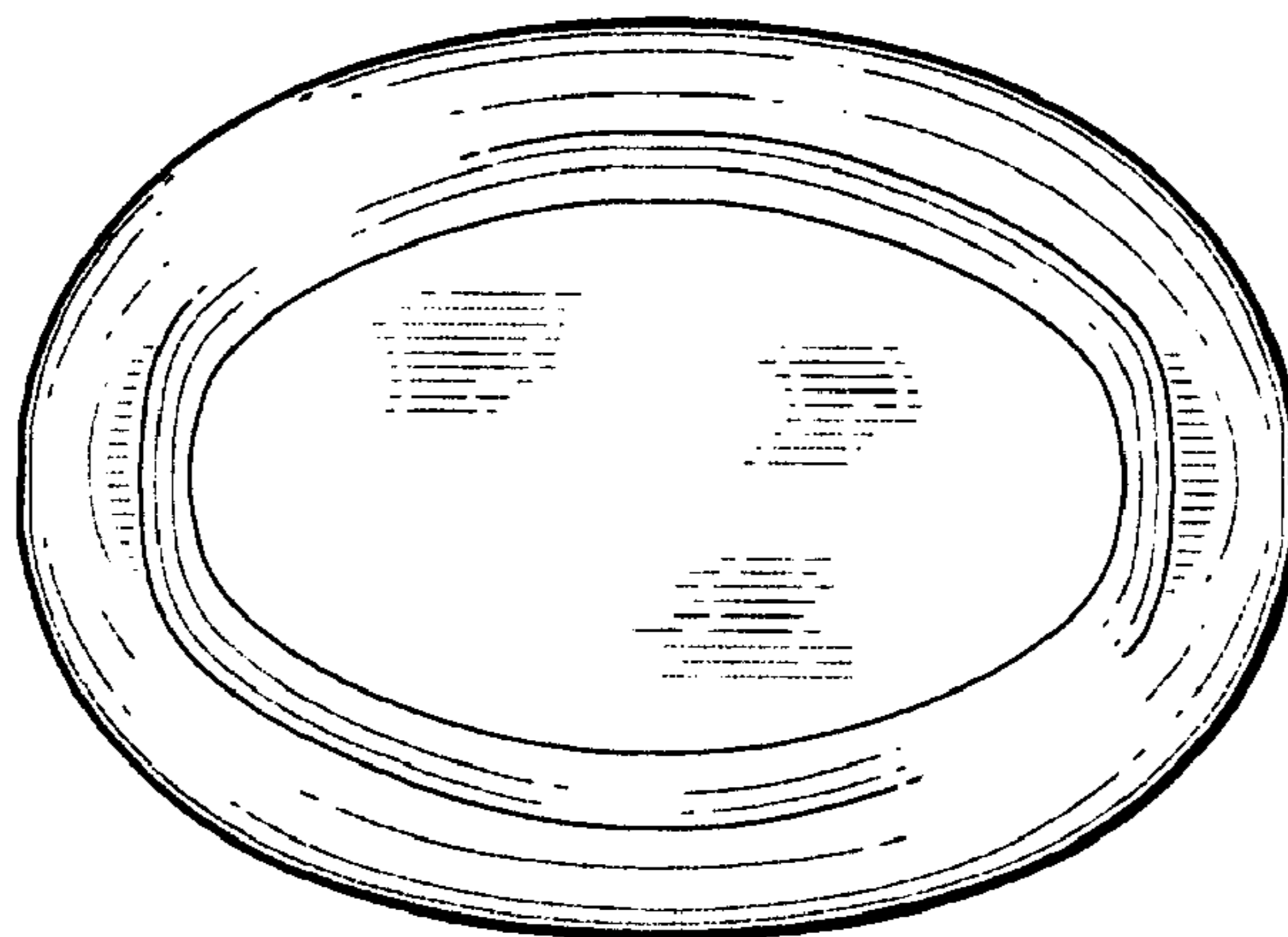


FIG. 7