



US00D529380S

(12) **United States Design Patent**
Yelland

(10) **Patent No.:** **US D529,380 S**

(45) **Date of Patent:** **** Oct. 3, 2006**

(54) **SQUEEZE BOTTLE CAP**

(75) Inventor: **William Yelland**, Brampton (CA)

(73) Assignee: **Precidio Inc.**, Brampton (CA)

(**) Term: **14 Years**

(21) Appl. No.: **29/245,973**

(22) Filed: **Dec. 30, 2005**

(51) **LOC (8) Cl.** **09-07**

(52) **U.S. Cl.** **D9/447; D9/449; D9/453**

(58) **Field of Classification Search** D9/499,
D9/453, 452, 449, 447, 446, 443, 435, 450;
D7/900, 511, 510, 509, 397, 317, 392.1, 314,
D7/396.2, 312; 222/570, 568, 567; 221/63;
220/710, 709, 708, 707, 706, 705

See application file for complete search history.

(56) **References Cited**

U.S. PATENT DOCUMENTS

- D212,463 S * 10/1968 Vanderhyde D9/450
- D355,120 S * 2/1995 Hotz D9/449
- D475,923 S * 6/2003 Renz D9/449
- 6,821,239 B1 * 11/2004 Hierzer et al. 493/344

OTHER PUBLICATIONS

U.S. Appl. No. 29/245,914, William Yelland.

U.S. Appl. No. 11/322,957, William Yelland.

* cited by examiner

Primary Examiner—Gary D. Watson

Assistant Examiner—Susan Bennett Hattan

(74) *Attorney, Agent, or Firm*—The Soni Law Firm

(57) **CLAIM**

The ornamental design for a squeeze bottle cap, as shown and described.

DESCRIPTION

FIG. 1 is a front side perspective view of a squeeze bottle cap showing our new design, with the phantom lines depicting environmental structure and forming no part of the claimed design;

FIG. 2 is a front elevational view thereof with the phantom lines depicting environmental structure and forming no part of the claimed design;

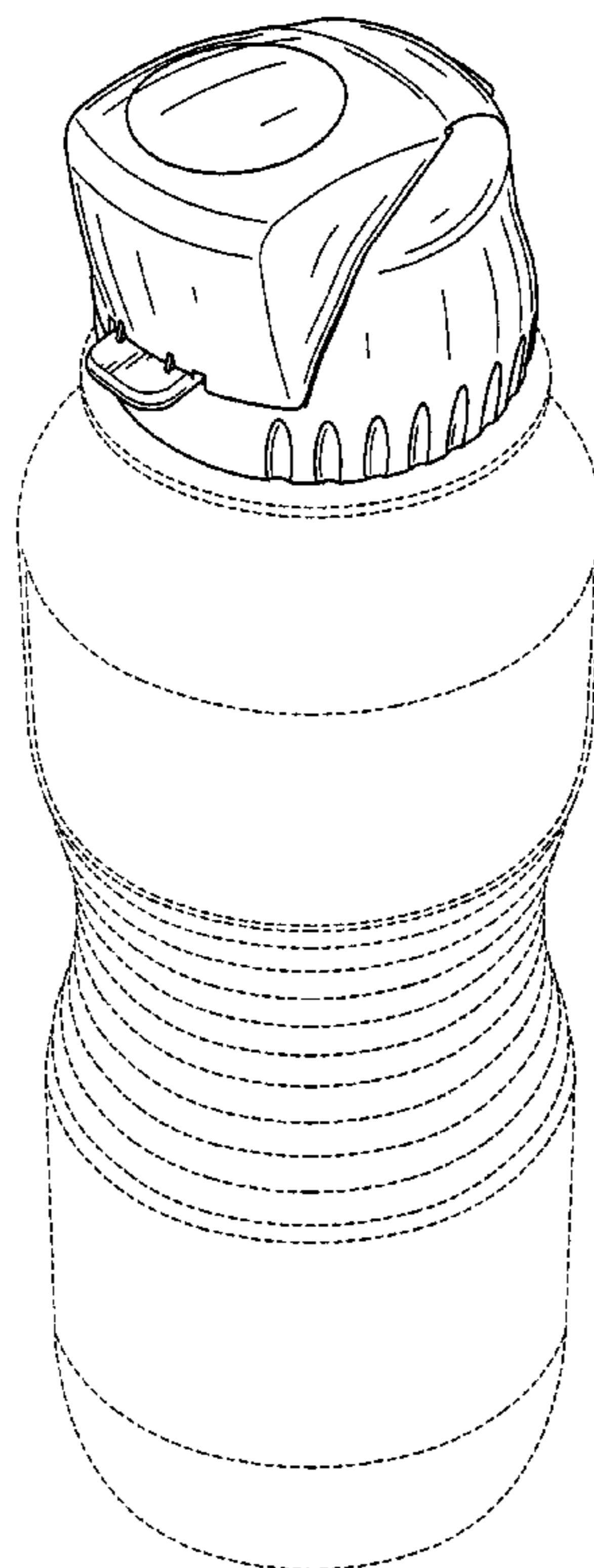
FIG. 3 is a side elevational view thereof with the phantom lines depicting environmental structure and forming no part of the claimed design;

FIG. 4 is a back elevational view thereof with the phantom lines depicting environmental structure and forming no part of the claimed design;

FIG. 5 is a top plan view thereof with the phantom lines depicting environmental structure and forming no part of the claimed design; and,

FIG. 6 is a bottom plan view thereof, wherein the broken lines immediately adjacent to the shaded areas represent the bounds of the claim and all other phantom lines depict environmental structure for illustrative purposes only, none forming a part of the claimed design.

1 Claim, 3 Drawing Sheets



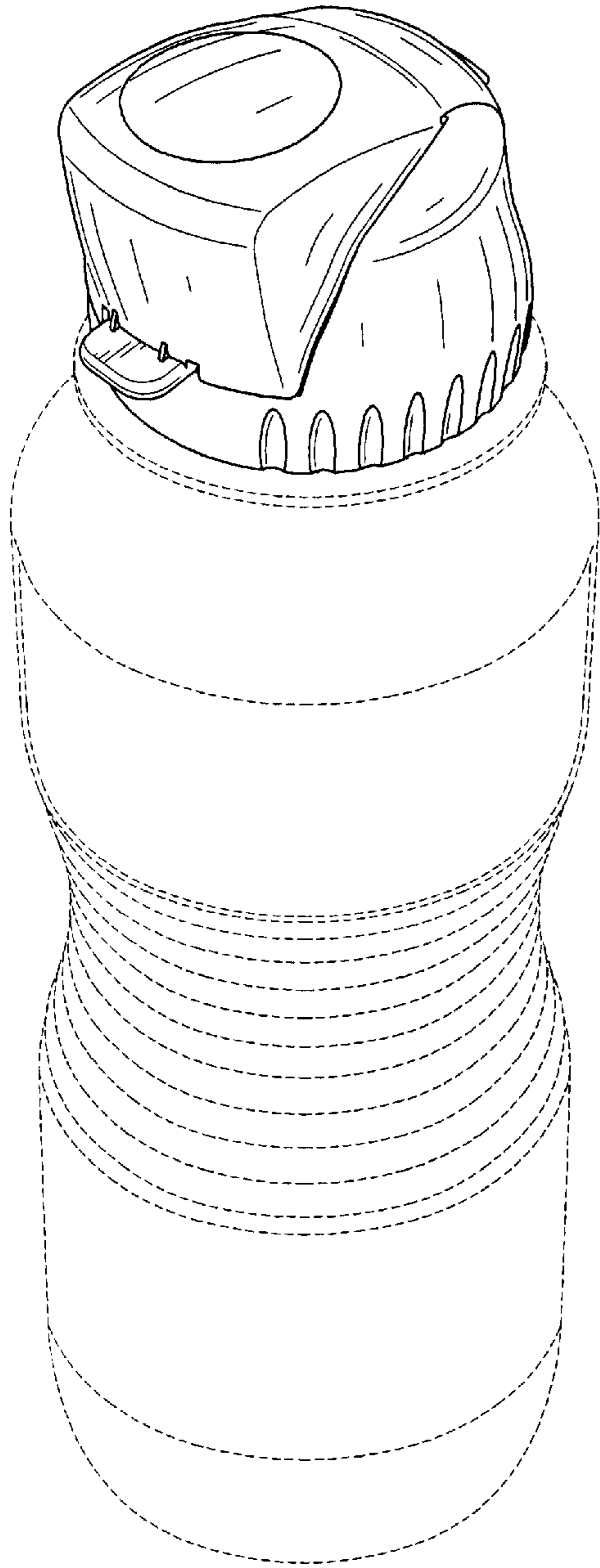


FIG. 1




FIG. 2




FIG. 3




FIG. 4

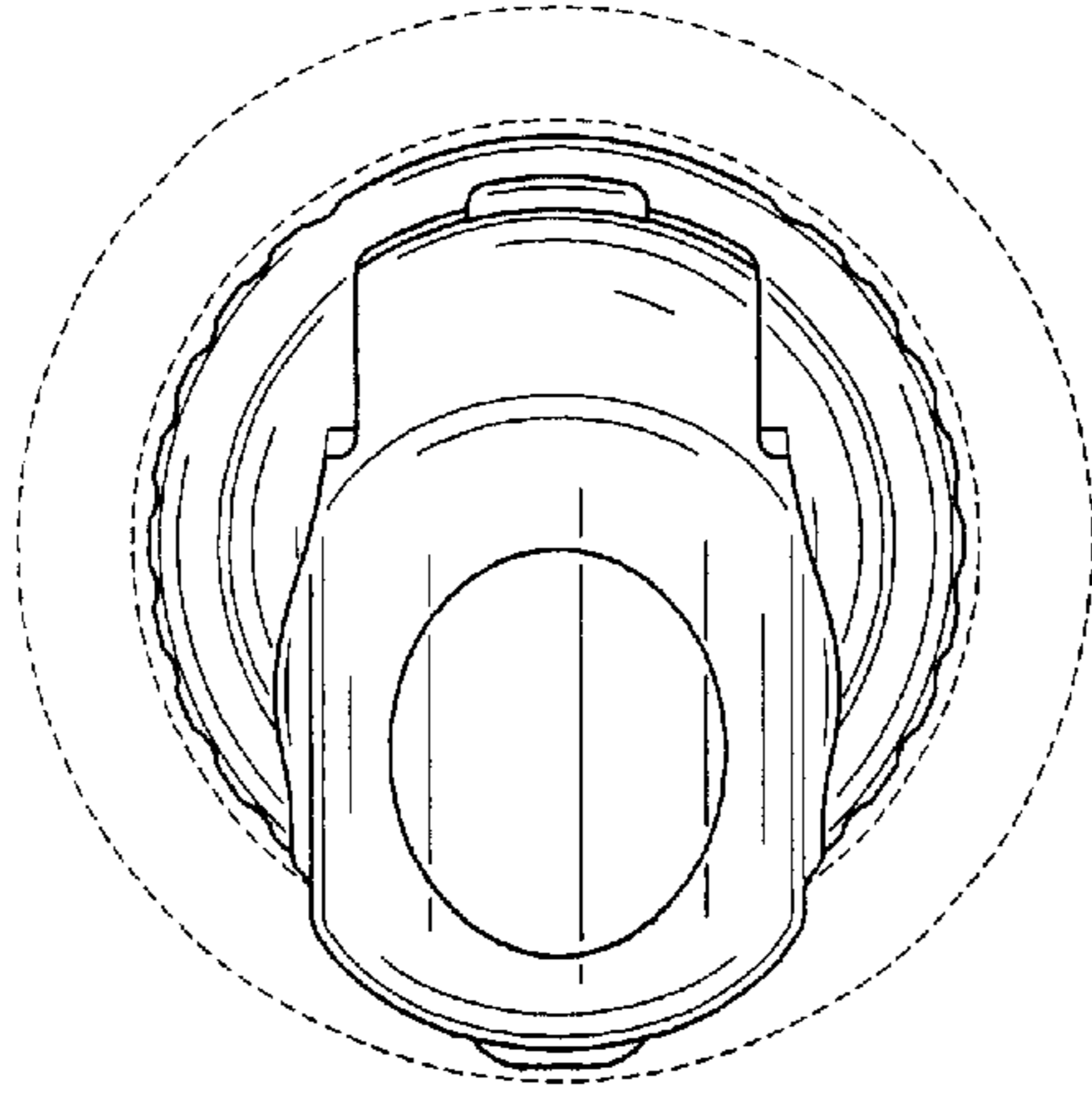


FIG. 5

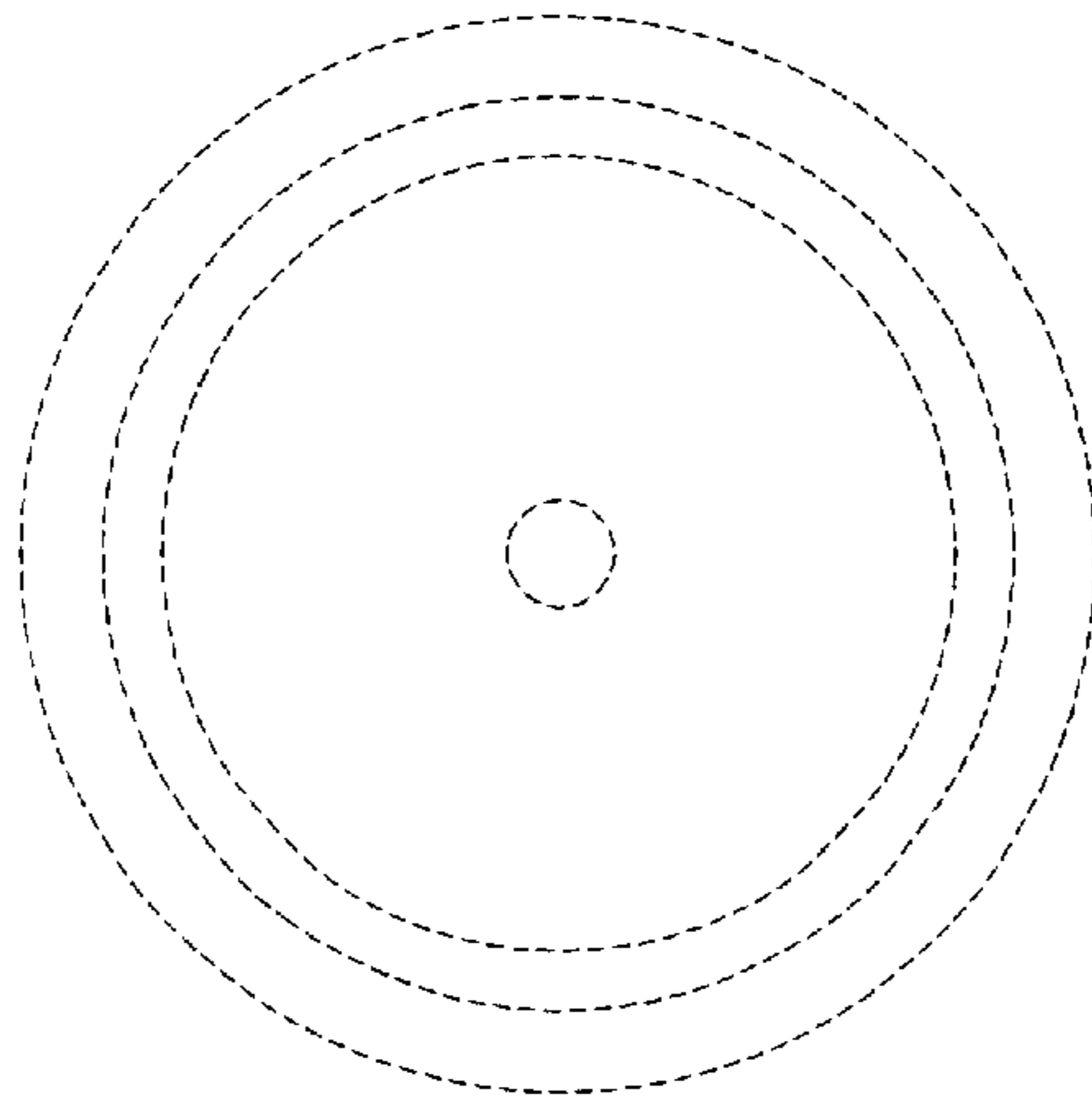


FIG. 6