

US00D529378S

(12) **United States Design Patent**
Spencer et al.

(10) **Patent No.:** **US D529,378 S**

(45) **Date of Patent:** **** Oct. 3, 2006**

(54) **PACKAGING**

(75) Inventors: **Yvette Spencer**, Ware (GB); **Paul Richard Smith**, Ware (GB); **Peter David Walker**, Ware (GB)

(73) Assignee: **Glaxo Group Limited** (GB)

(**) Term: **14 Years**

(21) Appl. No.: **29/194,456**

(22) Filed: **Nov. 26, 2003**

(30) **Foreign Application Priority Data**

May 30, 2003 (EM) 38344

(51) **LOC (8) Cl.** **09-03**

(52) **U.S. Cl.** **D9/433**

(58) **Field of Classification Search** D9/430,
D9/433, 428, 730, 702, 713, 710, 732; D24/100,
D24/101, 203; D3/201, 203.2, 203.3; 222/1,
222/129, 423, 498, 542; 206/534, 528, 784,
206/828, 532, 534.1, 471, 474, 476, 39.7,
206/459.5, 1.5, 485.1, 525, 823, 531, 538,
206/539, 469, 461-466

See application file for complete search history.

(56) **References Cited**

U.S. PATENT DOCUMENTS

D205,548 S * 8/1966 Grunwald et al. D9/732
4,243,144 A * 1/1981 Margulies 206/532
D262,190 S * 12/1981 Stanton D9/415
D296,589 S * 7/1988 Webster D24/226
4,889,236 A * 12/1989 Bartell et al. 206/531

4,976,354 A * 12/1990 Levy 206/456
D320,930 S * 10/1991 Richards D9/732
5,469,968 A * 11/1995 Matthews et al. 206/532
D370,625 S * 6/1996 Kelsey et al. D9/732
D391,156 S * 2/1998 Stevens D9/732
5,758,774 A * 6/1998 Leblong 206/531
5,775,505 A * 7/1998 Vasquez et al. 206/538
D404,641 S * 1/1999 Kelsey et al. D9/732
6,024,222 A * 2/2000 Friberg et al. 206/531
D421,900 S * 3/2000 Eneroth et al. D9/732
6,375,956 B1 * 4/2002 Hermelin et al. 424/400

* cited by examiner

Primary Examiner—Stella Reid

Assistant Examiner—Mark Goodwin

(74) *Attorney, Agent, or Firm*—Nixon & Vanderhye PC

(57) **CLAIM**

The ornamental design for a “packaging”, as shown and described.

DESCRIPTION

FIG. 1 is a top plan view of packaging showing our new design in unfolded condition;
FIG. 2 is a bottom plan view thereof;
FIG. 3 is a front elevational view thereof, the rear elevational view being a mirror image;
FIG. 4 is a top plan view thereof in a folded condition;
FIG. 5 is a bottom plan view thereof in a folded condition;
and,
FIG. 6 is a front elevational view thereof in a folded condition, the rear elevational view being a mirror image thereof.

1 Claim, 1 Drawing Sheet

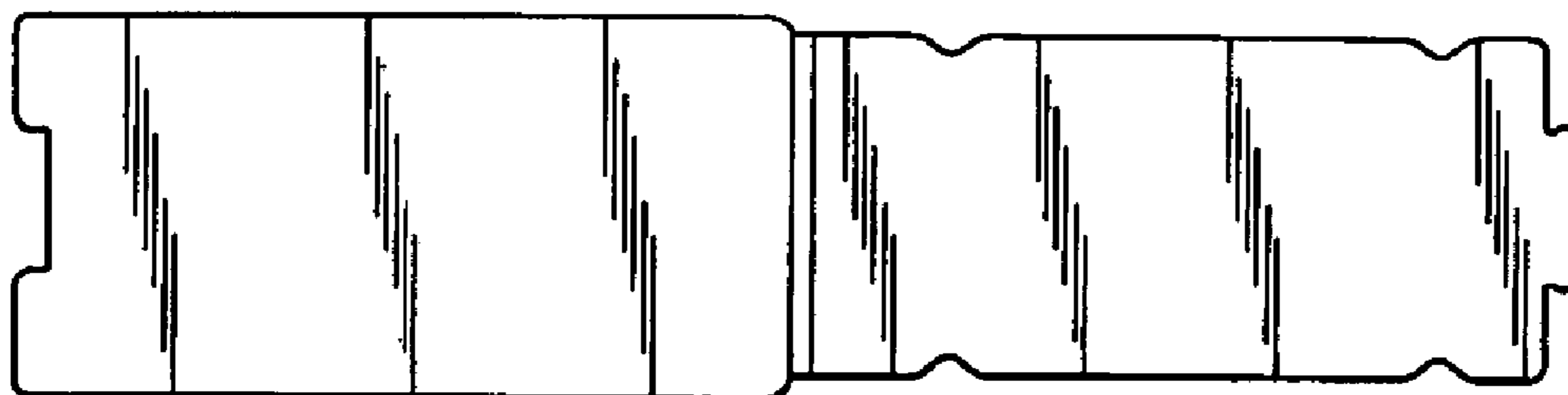


FIG. 1

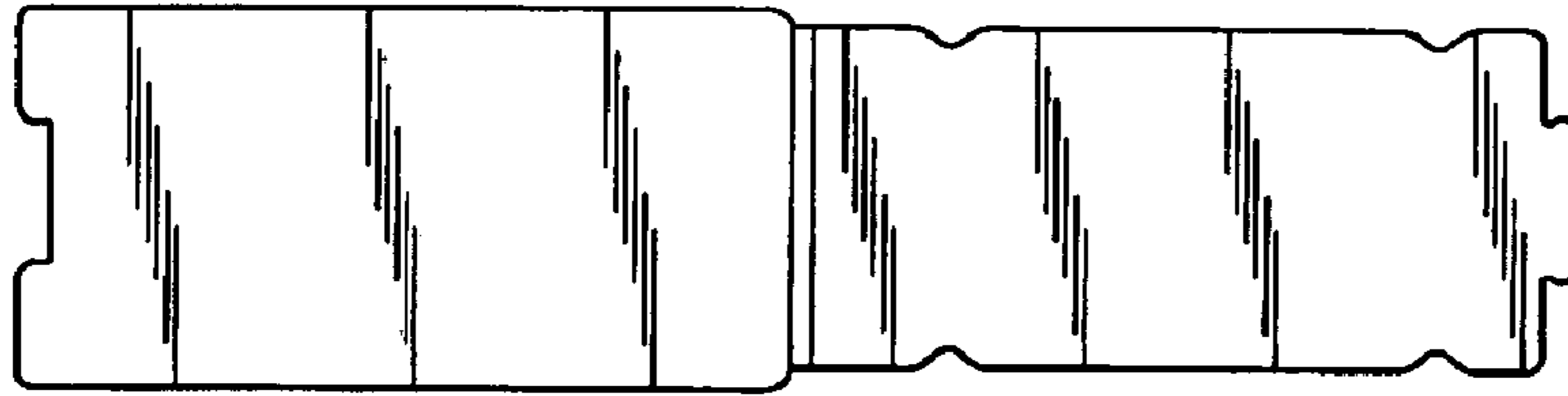


FIG. 2

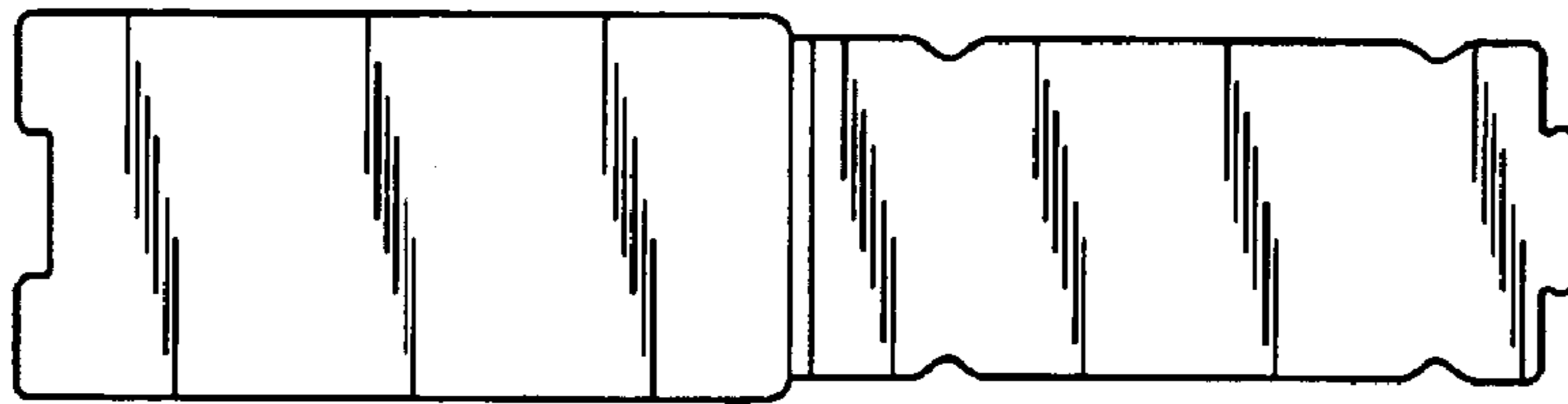


FIG. 3



FIG. 4




FIG. 5

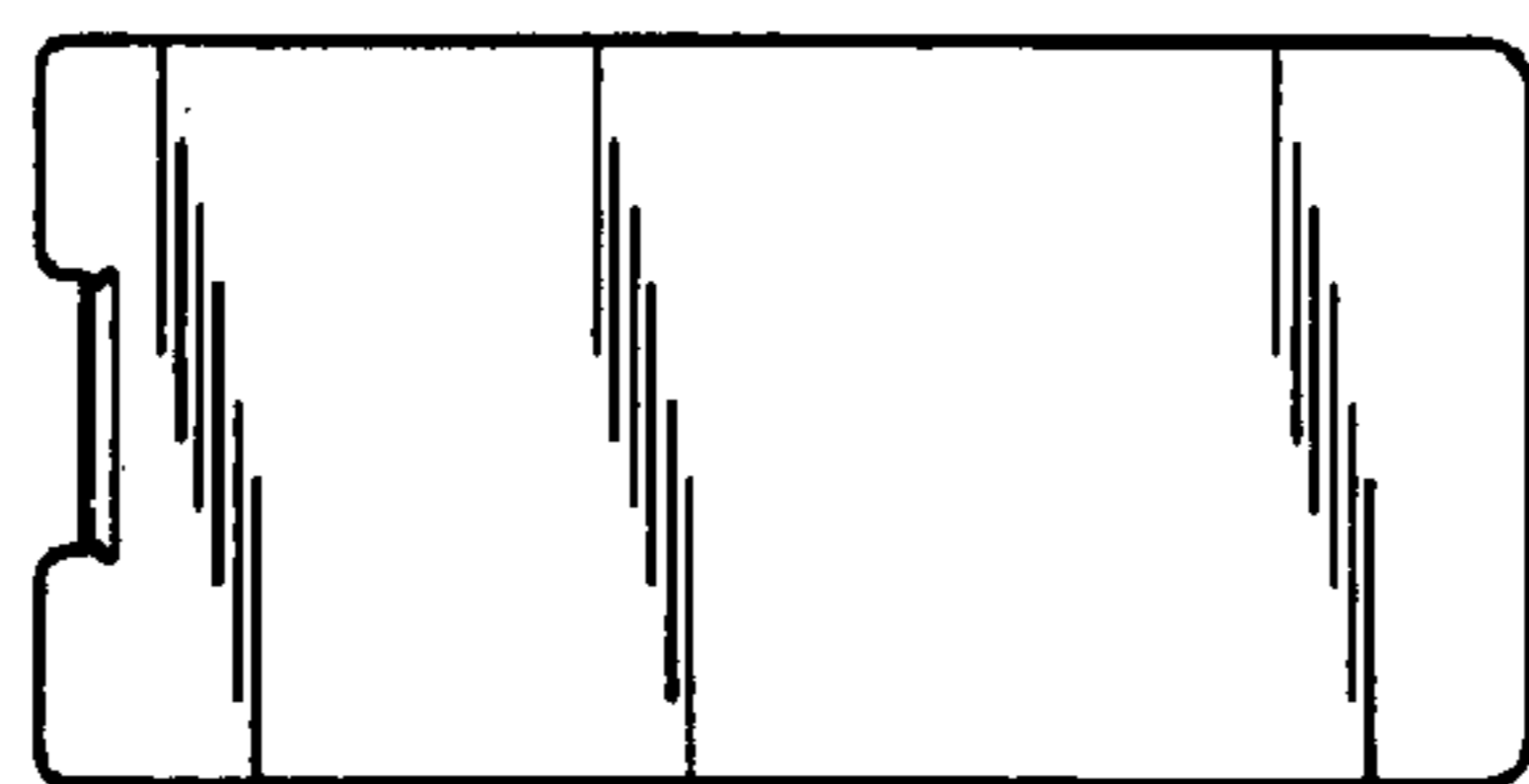


FIG. 6

