



US00D529369S

(12) **United States Design Patent**
Ruan

(10) **Patent No.:** **US D529,369 S**

(45) **Date of Patent:** **** Oct. 3, 2006**

(54) **PADLOCK SHACKLE PENTAGON**

(75) Inventor: **Jiaqiang Ruan**, Kowloon (HK)

(73) Assignee: **Path Line (NG'S) Holdings Limited**,
Hong Kong (CN)

(**) Term: **14 Years**

(21) Appl. No.: **29/228,054**

(22) Filed: **Apr. 20, 2005**

(51) **LOC (8) Cl.** **08-07**

(52) **U.S. Cl.** **D8/343; D8/334**

(58) **Field of Classification Search** D8/330,
D8/331, 333, 334, 343, 499; 70/14, 18, 24,
70/20, 25, 26, 32, 34, 35, 38 A, 38 B, 38 C,
70/53

See application file for complete search history.

(56) **References Cited**

U.S. PATENT DOCUMENTS

526,740 A	*	10/1894	Rapaport	70/25
D32,638 S	*	5/1900	Voight	D8/334
661,560 A	*	11/1900	Stall	70/26
666,231 A	*	1/1901	Lawson	70/20
767,004 A	*	8/1904	Muchowicz	70/39
1,016,455 A	*	2/1912	Stone	70/38 B

1,629,388 A	*	5/1927	Jackson	70/50
1,777,424 A	*	10/1930	Atkins	70/26
5,372,019 A	*	12/1994	Hsiao	70/38 A
5,727,405 A	*	3/1998	Cromwell	70/38 B
6,530,248 B1	*	3/2003	Parker	70/14
D484,777 S	*	1/2004	Ruan	D8/334
D491,044 S	*	6/2004	Vito	D8/343

* cited by examiner

Primary Examiner—Prabhakar Deshmukh

(74) *Attorney, Agent, or Firm*—Birch, Stewart, Kolasch & Birch, LLP

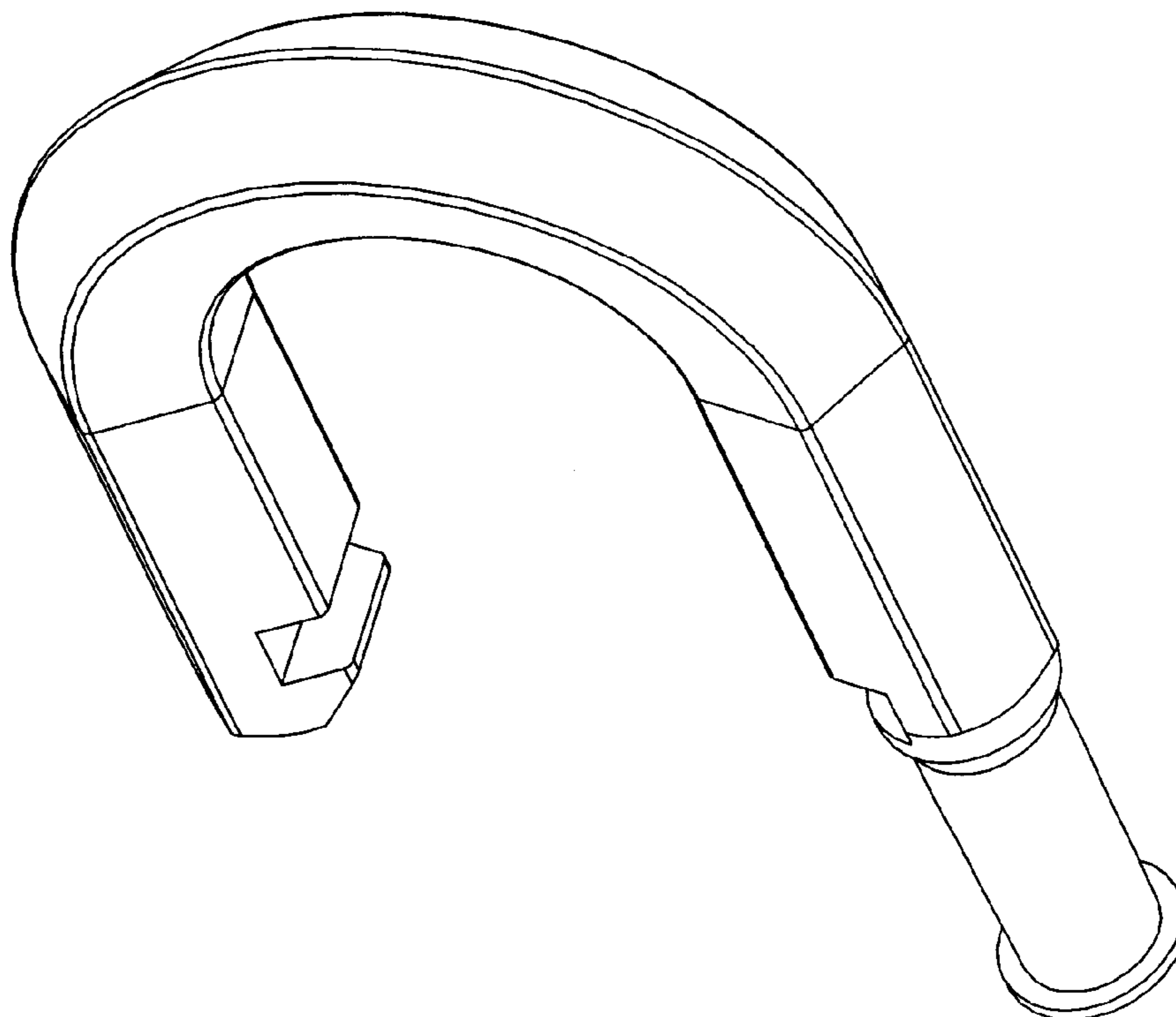
(57) **CLAIM**

The ornamental design for a padlock shackle pentagon, as shown and described.

DESCRIPTION

FIG. 1 is a front view of a padlock shackle pentagon showing my new design;
FIG. 2 is a rear view thereof;
FIG. 3 is a right side view thereof;
FIG. 4 is a left side view thereof;
FIG. 5 is a top plan view thereof;
FIG. 6 is a bottom view thereof; and,
FIG. 7 is a perspective view thereof.

1 Claim, 7 Drawing Sheets



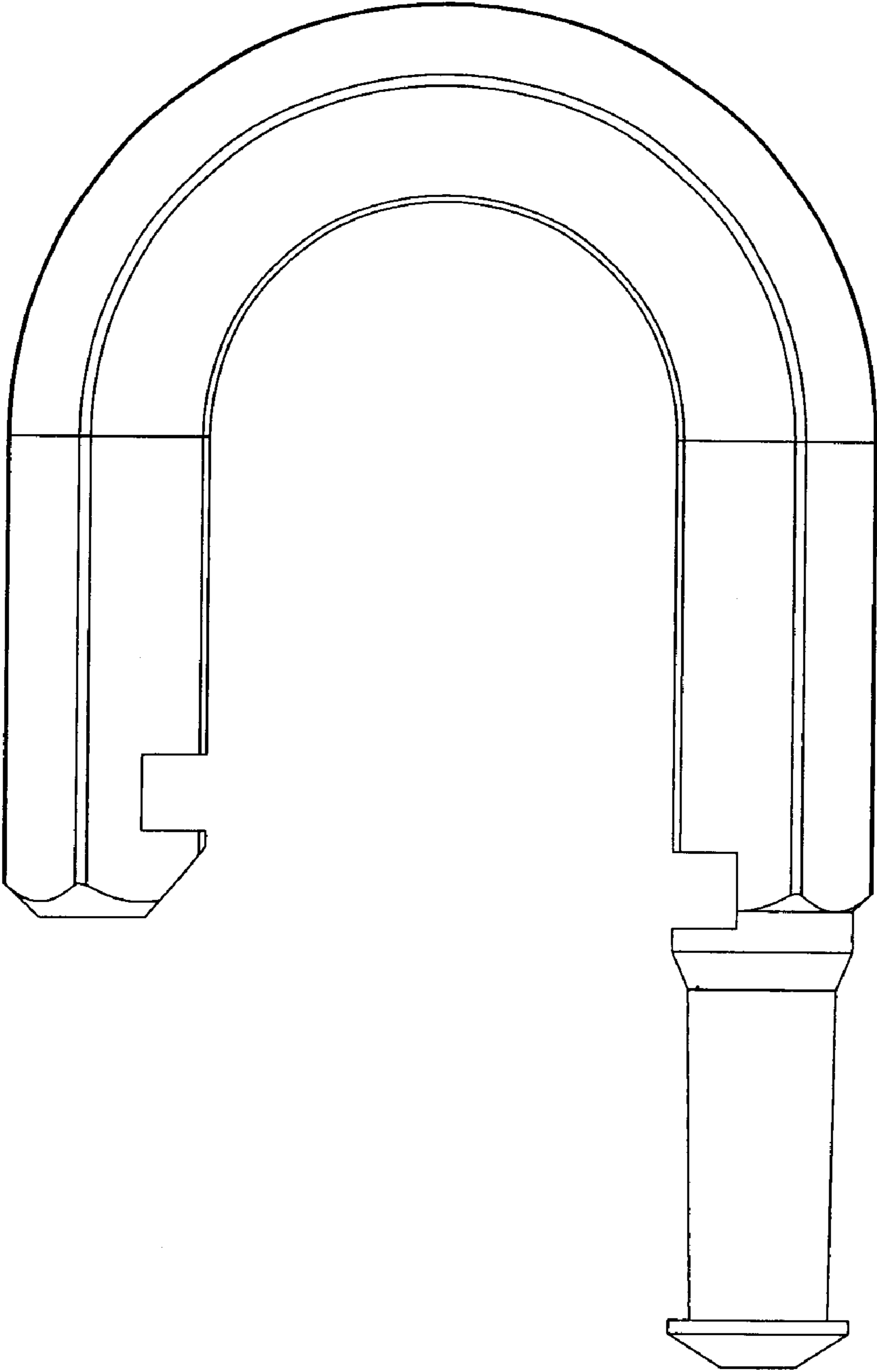


FIG. 1




FIG. 2




FIG. 3

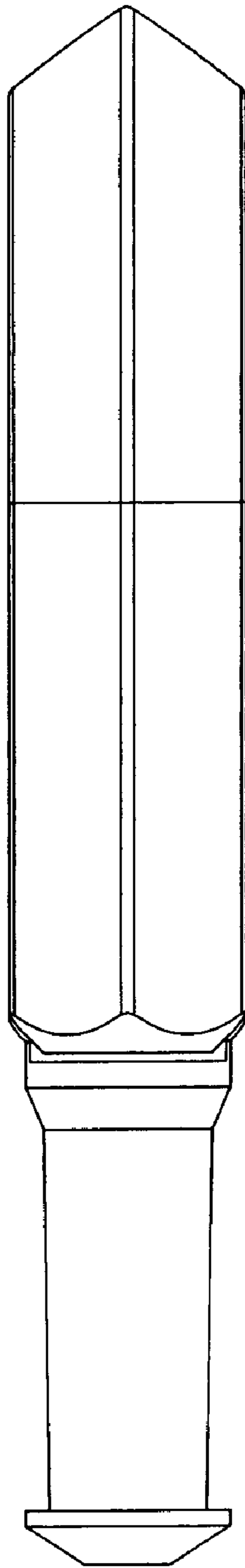


FIG. 4




FIG. 5




FIG. 6

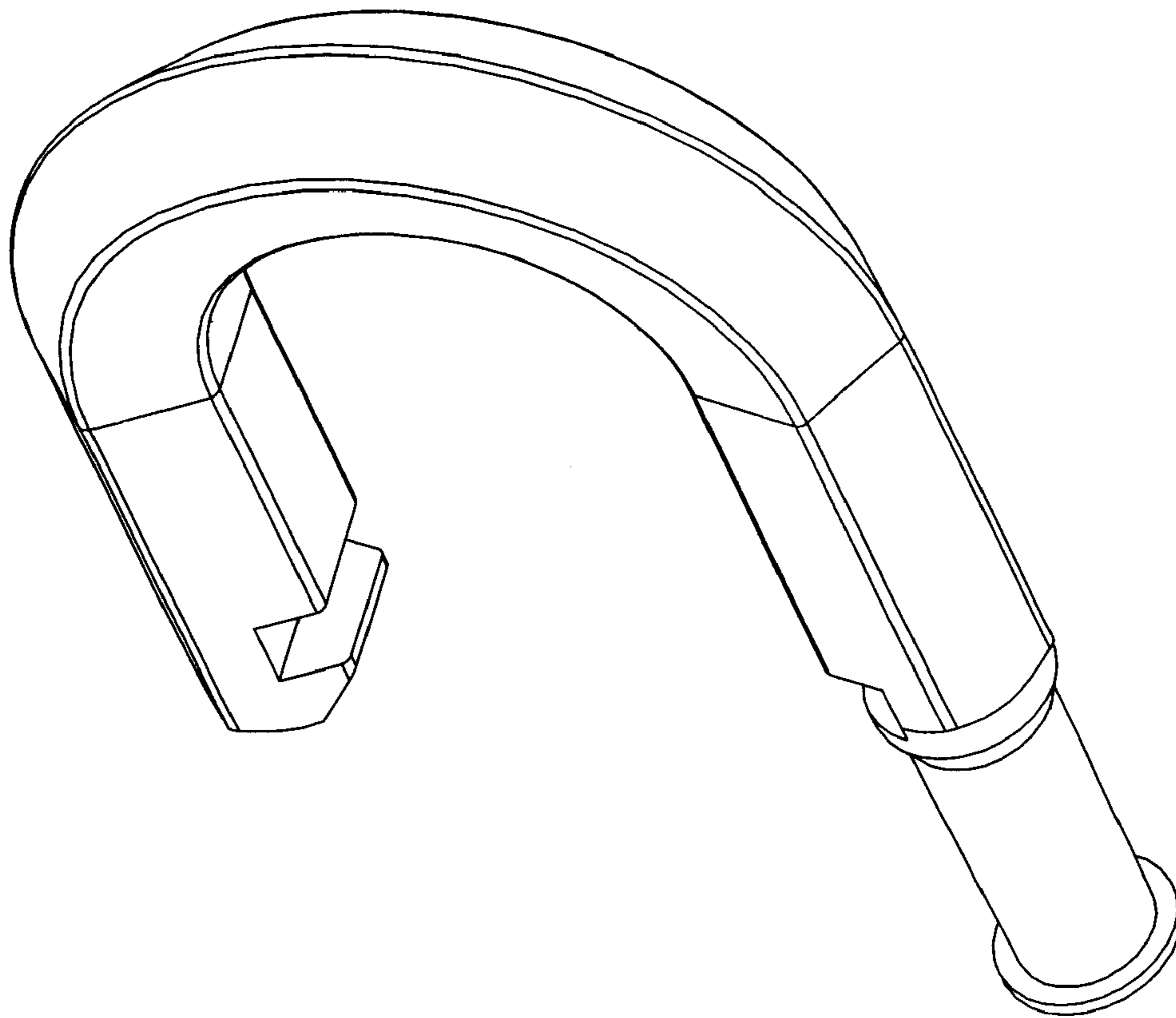


FIG. 7