



US00D529368S

(12) **United States Design Patent**  
**Ruan**

(10) **Patent No.:** **US D529,368 S**

(45) **Date of Patent:** **\*\* Oct. 3, 2006**

(54) **PADLOCK SHACKLE TRIANGLE**

(75) Inventor: **Jiaqiang Ruan**, Kowloon (HK)

(73) Assignee: **Path Line (NG'S) Holdings Limited**,  
Hong Kong (CN)

(\*\*) Term: **14 Years**

(21) Appl. No.: **29/228,053**

(22) Filed: **Apr. 20, 2005**

(51) **LOC (8) Cl.** ..... **08-07**

(52) **U.S. Cl.** ..... **D8/343; D8/334**

(58) **Field of Classification Search** ..... D8/330,  
D8/331, 333, 334, 343, 499; 70/14, 18, 24,  
70/20, 25, 26, 32, 34, 35, 38 A, 38 B, 38 C,  
70/53

See application file for complete search history.

(56) **References Cited**

**U.S. PATENT DOCUMENTS**

- 526,740 A \* 10/1894 Rapaport ..... 70/25
- D32,638 S \* 5/1900 Voight ..... D8/334
- 661,560 A \* 11/1900 Stall ..... 70/26
- 666,231 A \* 1/1901 Lawson ..... 70/20
- 767,004 A \* 8/1904 Muchowicz ..... 70/39
- 1,016,455 A \* 2/1912 Stone ..... 70/38 B

- 1,629,388 A \* 5/1927 Jackson ..... 70/50
- 1,777,424 A \* 10/1930 Atkins ..... 70/26
- 5,372,019 A \* 12/1994 Hsiao ..... 70/38 A
- 5,727,405 A \* 3/1998 Cromwell ..... 70/38 B
- 6,530,248 B1 \* 3/2003 Parker ..... 70/14
- D484,777 S \* 1/2004 Ruan ..... D8/334
- D491,044 S \* 6/2004 Vito ..... D8/343

\* cited by examiner

*Primary Examiner*—Prabhakar Deshmukh

(74) *Attorney, Agent, or Firm*—Birch, Stewart, Kolasch & Birch, LLP

(57) **CLAIM**

The ornamental design for a padlock shackle triangle, as shown and described.

**DESCRIPTION**

FIG. 1 is a front view of a padlock shackle triangle showing my new design;

FIG. 2 is a rear view thereof;

FIG. 3 is a right side view thereof;

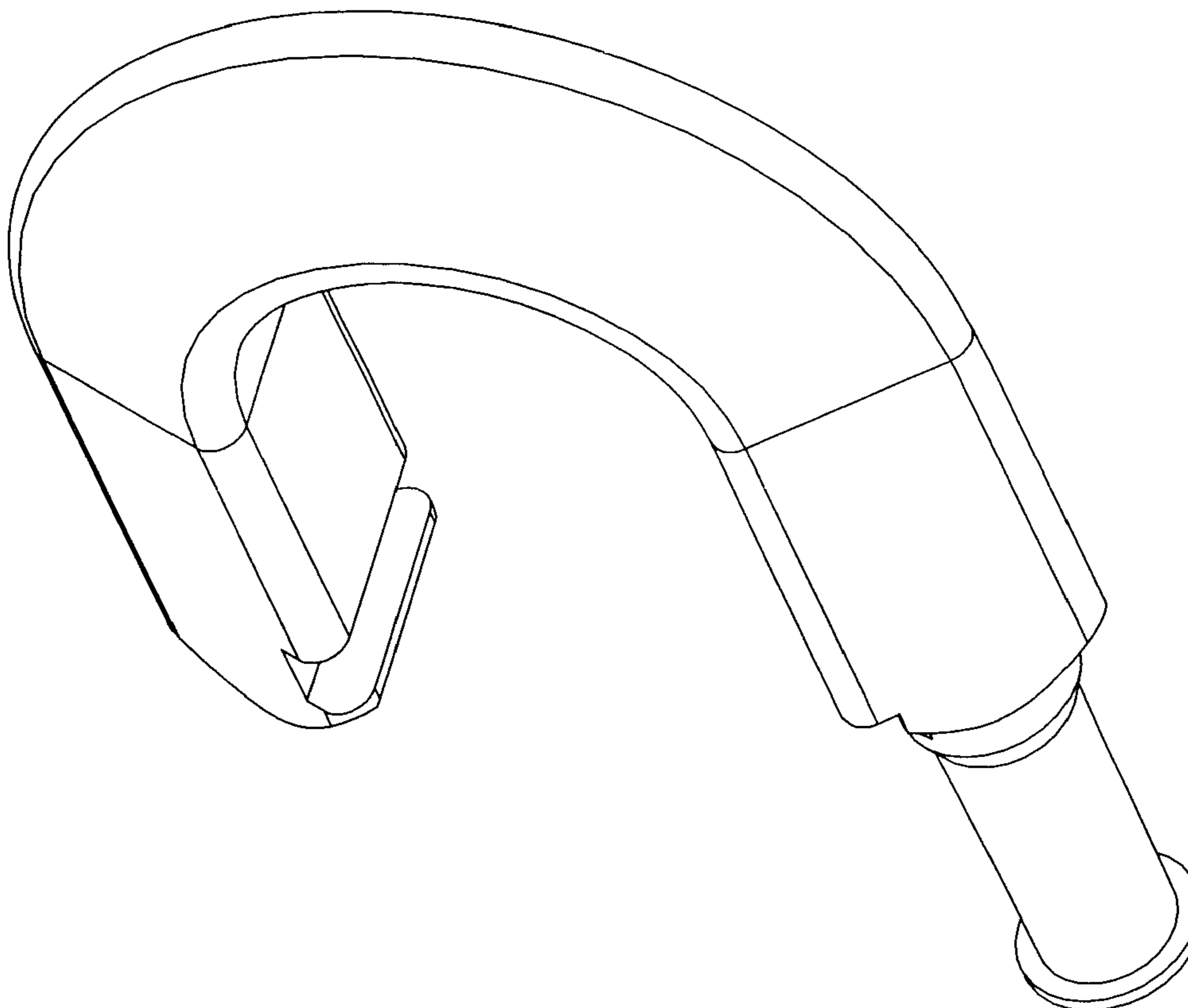
FIG. 4 is a left side view thereof;

FIG. 5 is a top plan view thereof;

FIG. 6 is a bottom view thereof; and,

FIG. 7 is a perspective view thereof.

**1 Claim, 7 Drawing Sheets**






FIG. 1




FIG. 2




FIG. 3

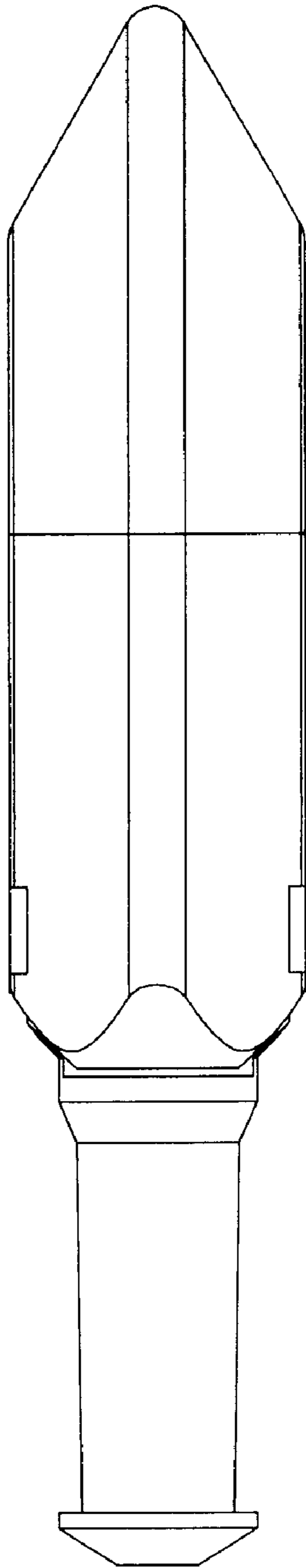


FIG. 4




FIG. 5




FIG. 6

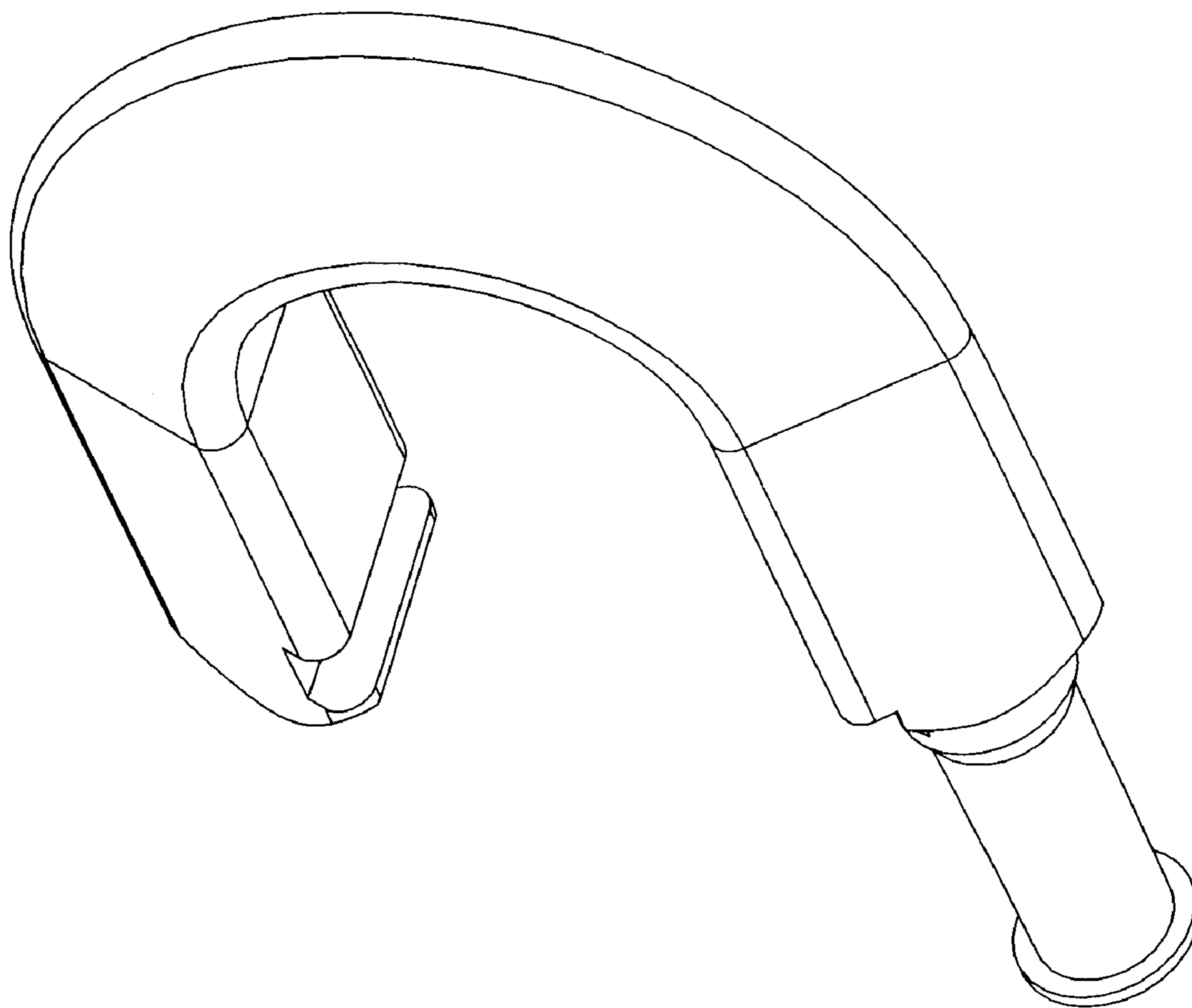


FIG. 7