



US00D529363S

(12) **United States Design Patent** (10) **Patent No.:** **US D529,363 S**
Freer et al. (45) **Date of Patent:** **** Oct. 3, 2006**

(54) **POCKET KNIFE**

(75) Inventors: **Scott D. Freer**, Cyclone, PA (US);
John A. Sullivan, Jr., Bradford, PA (US)

(73) Assignee: **W. R. Case & Sons Cutlery Company**, Bradford, PA (US)

(**) Term: **14 Years**

(21) Appl. No.: **29/228,809**

(22) Filed: **Apr. 28, 2005**

(51) **LOC (8) Cl.** **08-03**

(52) **U.S. Cl.** **D8/99**

(58) **Field of Classification Search** D8/99,
D8/98; 30/155, 156, 157, 158, 159, 160;
D22/118

See application file for complete search history.

(56) **References Cited**

U.S. PATENT DOCUMENTS

D252,182	S	*	6/1979	Poehlmann	D8/99
4,170,061	A	*	10/1979	Henry	30/160
D304,154	S	*	10/1989	Osterhout	D8/99
D356,723	S	*	3/1995	Sakai	D8/99
D378,489	S	*	3/1997	Poehlmann	D8/99
D384,871	S	*	10/1997	McWillis	D8/99
D397,016	S	*	8/1998	Pohl	D8/99
D407,002	S	*	3/1999	Morton et al.	D8/99
D464,553	S	*	10/2002	Brown	D8/99
D474,392	S	*	5/2003	Lang	D8/99
D509,124	S	*	9/2005	Keppel et al.	D8/99

OTHER PUBLICATIONS

A. G. Russell Catalog, 1994, pp. 9 and 13, Hen and Rooster knives, Russell knives.*
A.G. Russell Catalog, 2002, pp. 10, 13 and 17, Russell knives.*

A. G. Russell Catalog, 2004, p. 7, William Henry knives.*

Mike Zima, Zima Knives, 732 State Street, Fort Morgan, CO 80701; ZLB-2 Locking Folder; www.zimaknives.com, Copyright Michael Zima 1997-2005.

Mike Zima, Zima Knives, 732 State Street, Fort Morgan, CO 80701; Gent Locking folder; www.zimaknives.com, Copyright Michael Zima 1997-2005.

Mike Zima, Zima Knives, 732 State Street, Fort Morgan, CO 80701; Esquire Locking Folder; www.zimaknives.com, Copyright Michael Zima 1997-2005.

Durwood Hollis, It's Official: Buck is in Idaho; Buck Knives, model 111, 88/blade, blademag.com.

* cited by examiner

Primary Examiner—Philip S. Hyder
(74) *Attorney, Agent, or Firm*—Hodgson Russ LLP

(57) **CLAIM**

The ornamental design for a pocket knife, as shown and described.

DESCRIPTION

FIG. 1 is a right side view showing our new design;
FIG. 2 is a left side view thereof;
FIG. 3 is a top plan view thereof;
FIG. 4 is a bottom plan view thereof;
FIG. 5 is a front elevational view thereof; and,
FIG. 6 is a rear elevational view thereof.

The broken line showing of a knob in FIGS. 1-5 is for illustrative purposes only and forms no part of the claimed design.

1 Claim, 1 Drawing Sheet






Fig. 1




Fig. 2



Fig. 3



Fig. 4



Fig. 5

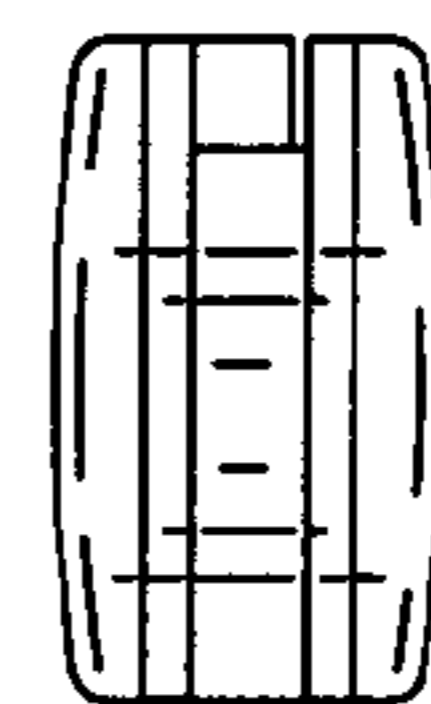


Fig. 6

UNITED STATES PATENT AND TRADEMARK OFFICE
CERTIFICATE OF CORRECTION

PATENT NO. : Des. 529,363 S
APPLICATION NO. : 29/228809
DATED : October 3, 2006
INVENTOR(S) : Scott D. Freer and John A. Sullivan, Jr.

Page 1 of 2

It is certified that error appears in the above-identified patent and that said Letters Patent is hereby corrected as shown below:

In the attached drawing Figures:

In Fig. 1 a shade line should extend along the outer edge of the handle, and there should not be shading in the cutout of the handle.

In Fig. 2 a shade line should extend along the outer edge of the handle.

In Fig. 3 there should be horizontal lines indicating the cutout in the handle.

In Fig. 5 there should be shade lines on the outer edges of the handle.

In Fig. 6 there should be shade lines on the outer edges of the handle, as shown.

Signed and Sealed this

Third Day of April, 2007

A handwritten signature in black ink on a light gray dotted background. The signature reads "Jon W. Dudas" in a cursive style.

JON W. DUDAS

Director of the United States Patent and Trademark Office




Fig. 1




Fig. 2



Fig. 3



Fig. 5

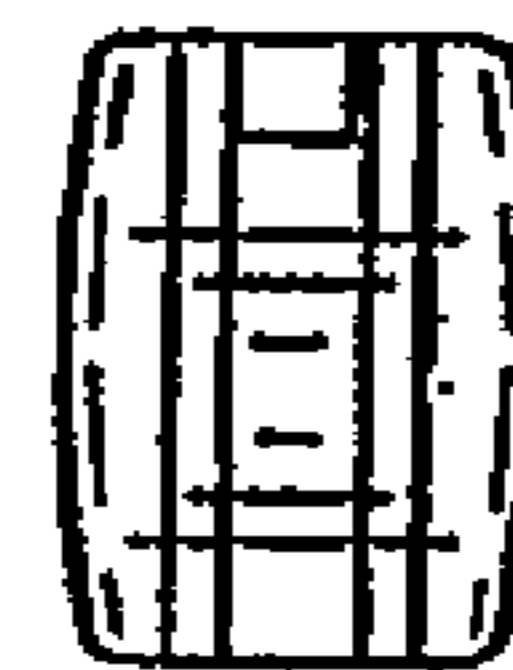


Fig. 6