

US00D529361S

(12) **United States Design Patent**
Brookman

(10) **Patent No.:** **US D529,361 S**

(45) **Date of Patent:** **** Oct. 3, 2006**

(54) **HAND HELD SKATE SHARPENING DEVICE**

(75) **Inventor:** **Marc Arthur Brookman**, Livonia, MI (US)

(73) **Assignee:** **Marc Brookman**, Livonia, MI (US)

(**) **Term:** **14 Years**

(21) **Appl. No.:** **29/225,782**

(22) **Filed:** **Mar. 21, 2005**

(51) **LOC (8) Cl.** **08-05**

(52) **U.S. Cl.** **D8/91**

(58) **Field of Classification Search** D8/91-92;
76/82-83; 451/540, 557-559

See application file for complete search history.

(56) **References Cited**

U.S. PATENT DOCUMENTS

2,054,495	A	*	9/1936	Corkum	451/558
2,154,744	A	*	4/1939	Hammond	76/83
D152,011	S	*	12/1948	McGoey	D8/91
2,550,765	A	*	5/1951	Brown	451/523
3,841,030	A	*	10/1974	Laszlo	451/358
3,921,341	A	*	11/1975	Thompson	451/558
D277,166	S	*	1/1985	Call	D8/93
D286,738	S	*	11/1986	Lucko	D8/91
D295,142	S	*	4/1988	Patrick	D8/91
D314,499	S	*	2/1991	Sherman	D8/91
D319,568	S	*	9/1991	Sherman	D8/91
D352,880	S	*	11/1994	Anderson	D8/91

5,431,597	A	*	7/1995	Anderson	451/558
5,445,050	A	*	8/1995	Owens	76/83
5,569,064	A	*	10/1996	Gleadall	451/558
5,704,829	A	*	1/1998	Long	451/558
D392,536	S	*	3/1998	Anderson	D8/91
5,879,229	A	*	3/1999	Anderson	451/523
6,030,283	A	*	2/2000	Anderson	451/558

OTHER PUBLICATIONS

Razor Sharp Pro Puck Sharpener (2 pages). Downloaded Feb. 21, 2006 at <http://rspuck.com>. No earlier date available through www.webarchive.org.*

* cited by examiner

Primary Examiner—Philip S. Hyder
Assistant Examiner—RoseLynne (Ulm) Cody

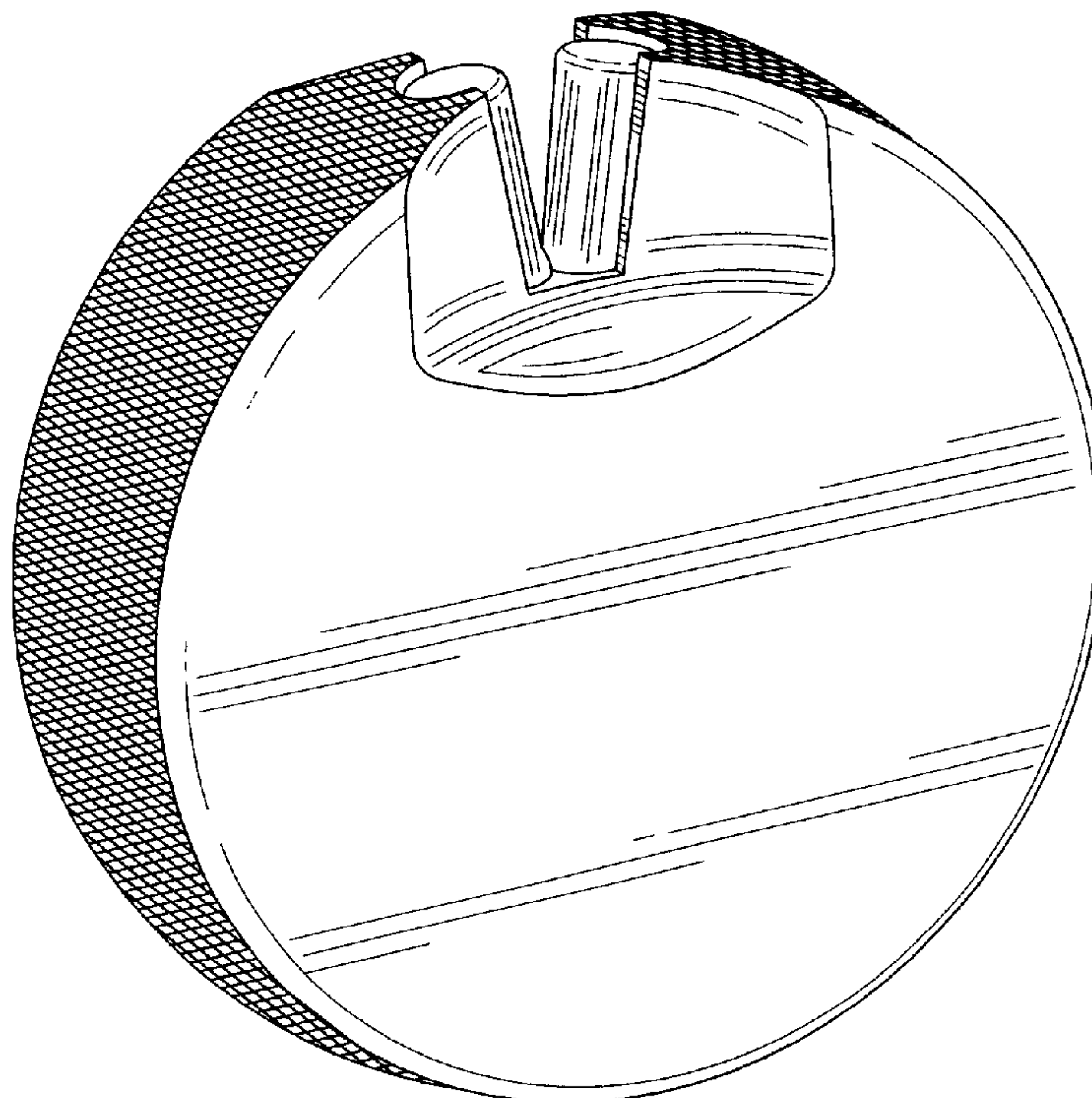
(57) **CLAIM**

The ornamental design for a hand held skate sharpening device, as shown.

DESCRIPTION

FIG. 1 is a perspective view of a hand held skate sharpening device showing my new design; FIG. 2 is a front elevation view thereof; the back elevation view is identical to the front; FIG. 3 is a right side elevation view thereof; the left elevation view is identical to the right; FIG. 4 is a top plan view thereof; and, FIG. 5 is a bottom plan view thereof.

1 Claim, 4 Drawing Sheets



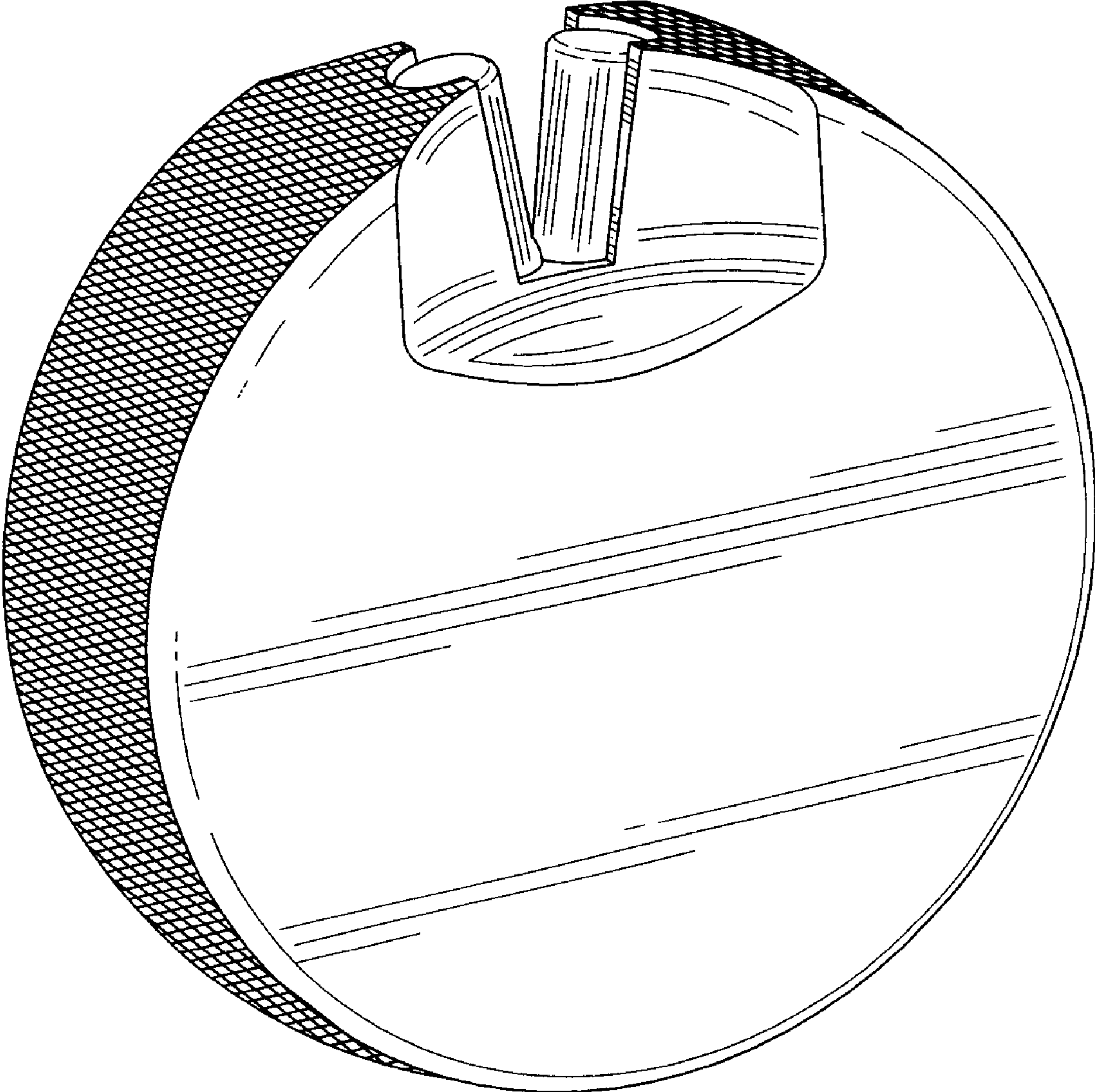


Figure 1

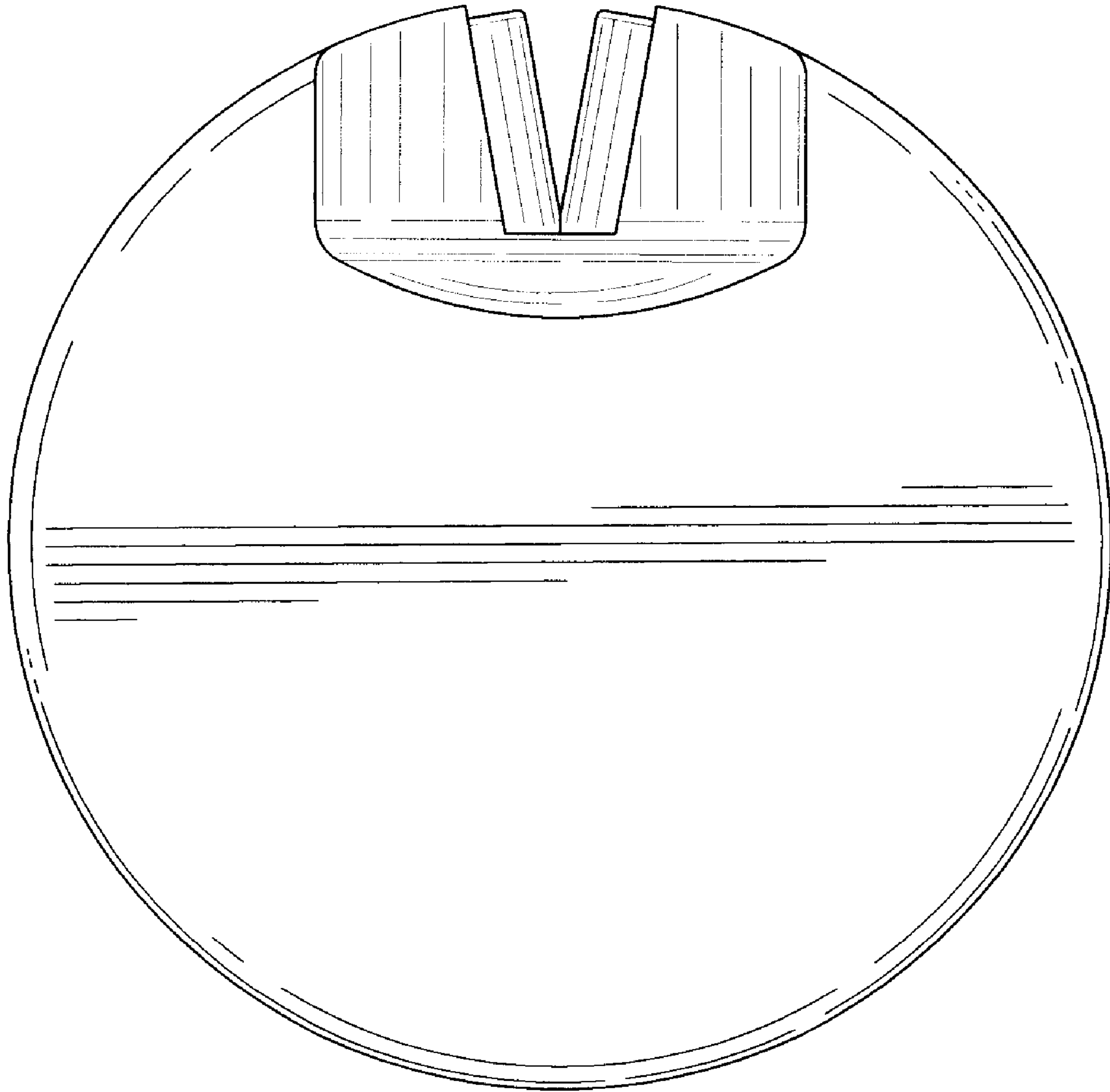


Figure 2




Figure 3

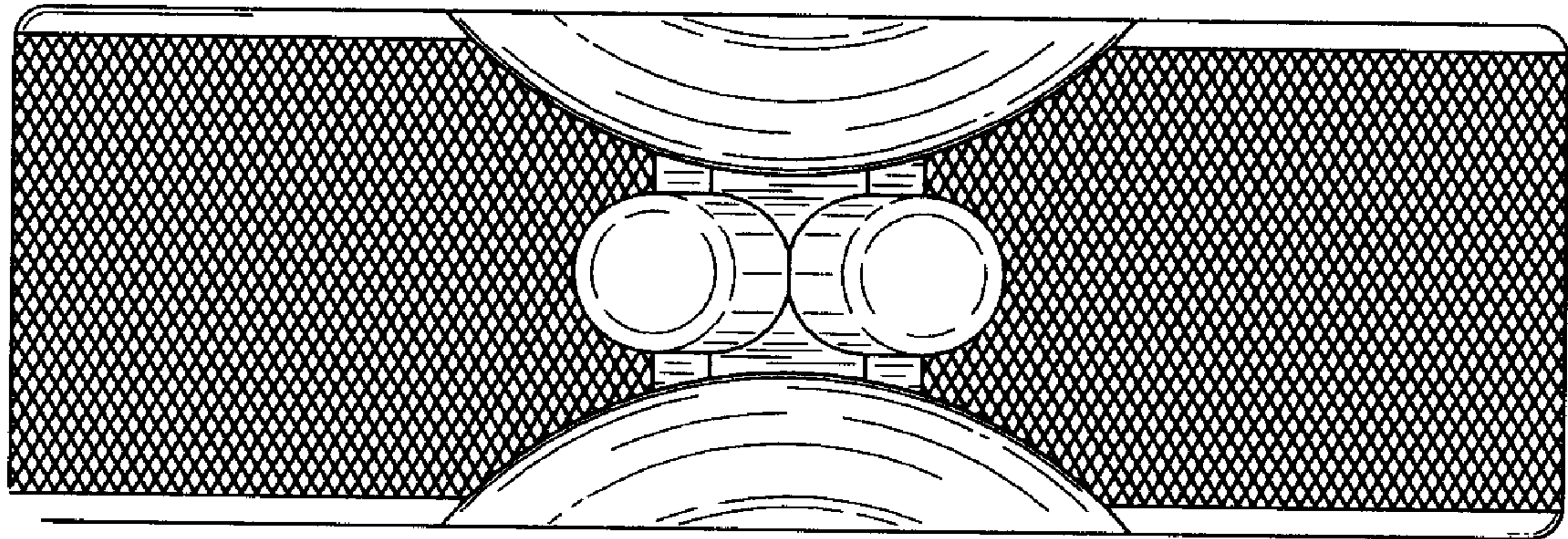


Figure 4




Figure 5