

US00D529355S

(12) **United States Design Patent**
Su

(10) **Patent No.:** **US D529,355 S**

(45) **Date of Patent:** **** Oct. 3, 2006**

(54) **AIR RATCHET WRENCH**

(75) Inventor: **San-Yih Su**, Taichung (TW)

(73) Assignee: **Basso Industry Corp.**, Taichung (TW)

(**) Term: **14 Years**

(21) Appl. No.: **29/244,586**

(22) Filed: **Dec. 13, 2005**

(51) **LOC (8) Cl.** **08-04**

(52) **U.S. Cl.** **D8/61**

(58) **Field of Classification Search** D8/61,
D8/62, 68, 70; 81/57.11, 57.13, 57.14, 57.26,
81/57.29, 57.39, 57.42, 63.1, 429, 464, 467,
81/469, 470, 473; 173/168, 169, 170, 176,
173/177, 178, 181, 216, 217; 73/862.21;
310/50

See application file for complete search history.

(56) **References Cited**

U.S. PATENT DOCUMENTS

D269,938	S	*	8/1983	Izumisawa	D8/61
D289,135	S	*	4/1987	Doman	D8/61
4,821,611	A	*	4/1989	Izumisawa	81/464
D334,124	S	*	3/1993	Izumisawa	D8/61
D380,949	S	*	7/1997	Sung	D8/61
D408,243	S	*	4/1999	Izumisawa	D8/61
D449,212	S	*	10/2001	Price et al.	D8/107
6,298,753	B1	*	10/2001	Izumisawa	81/57.39

D456,232	S	*	4/2002	Chen	D8/61
D465,395	S	*	11/2002	Hung	D8/61
D468,175	S	*	1/2003	Morgan	D8/61
D484,016	S	*	12/2003	Baker	D8/61
D497,785	S	*	11/2004	Izumisawa	D8/25
D506,375	S	*	6/2005	Hsu et al.	D8/61
6,923,095	B1	*	8/2005	Horvath	81/57.39
2005/0076745	A1	*	4/2005	Chen	81/57.39
2005/0132846	A1	*	6/2005	Lai	81/57.39

* cited by examiner

Primary Examiner—Cathron C. Brooks

Assistant Examiner—Austin Murphy

(74) *Attorney, Agent, or Firm*—Egbert Law Offices

(57) **CLAIM**

I claim the ornamental design for an air ratchet wrench, as shown and described.

DESCRIPTION

FIG. 1 is an upper perspective view of the air ratchet wrench showing my design.

FIG. 2 is a front view thereof;

FIG. 3 is a back view thereof;

FIG. 4 is a side view thereof;

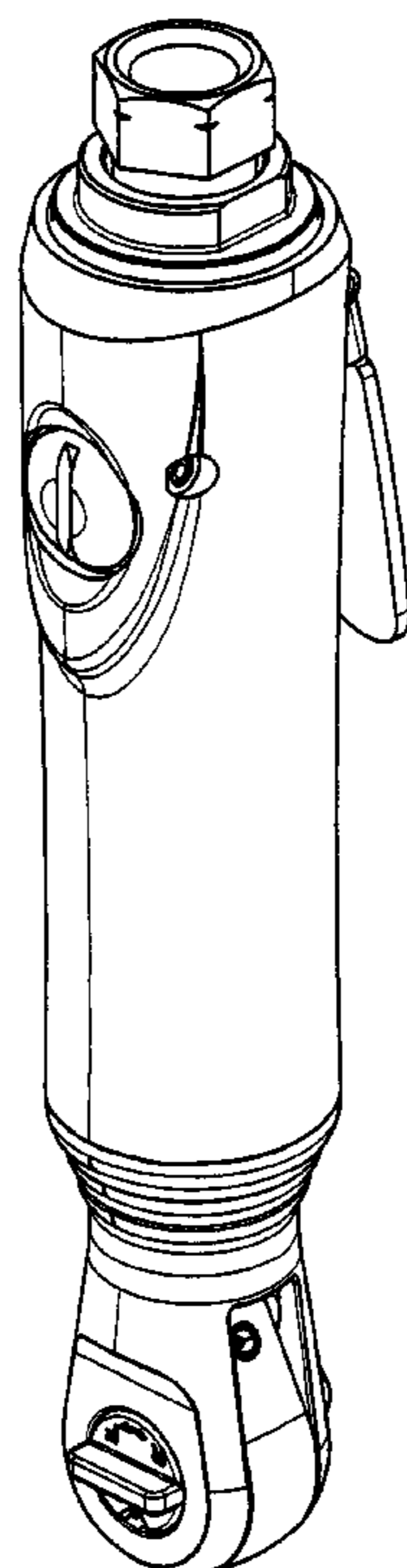
FIG. 5 is an opposite side view thereof;

FIG. 6 is a top plan view thereof;

FIG. 7 is a bottom view thereof; and,

FIG. 8 is a back perspective view thereof.

1 Claim, 7 Drawing Sheets



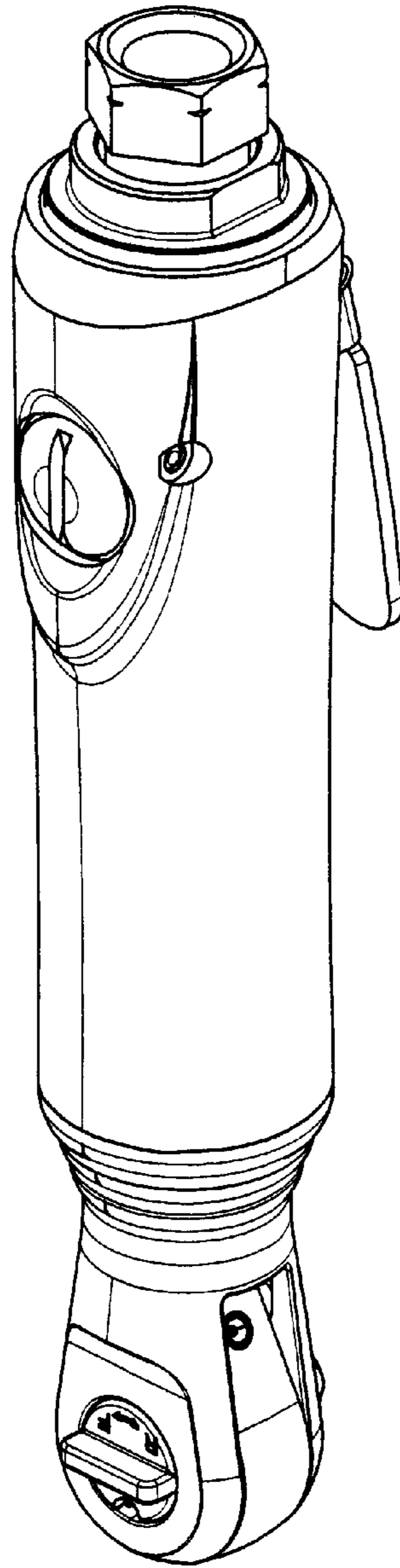


FIG. 1




FIG.2

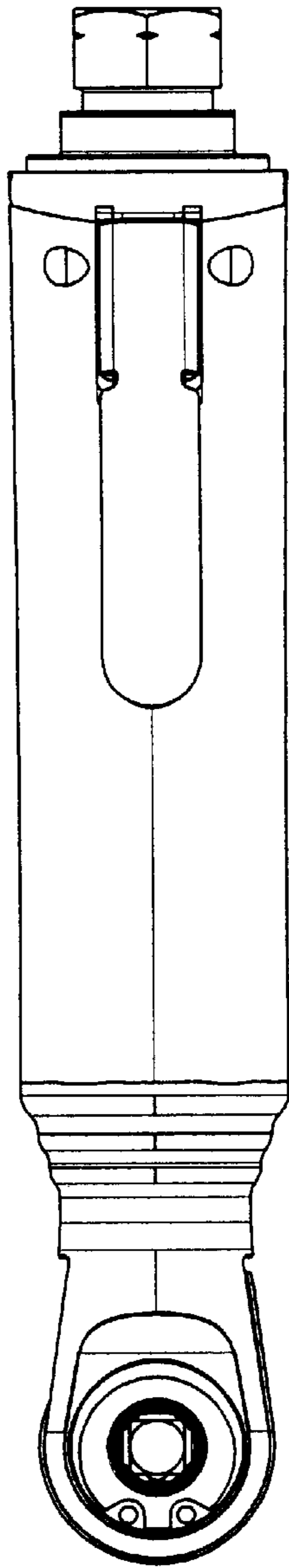


FIG. 3

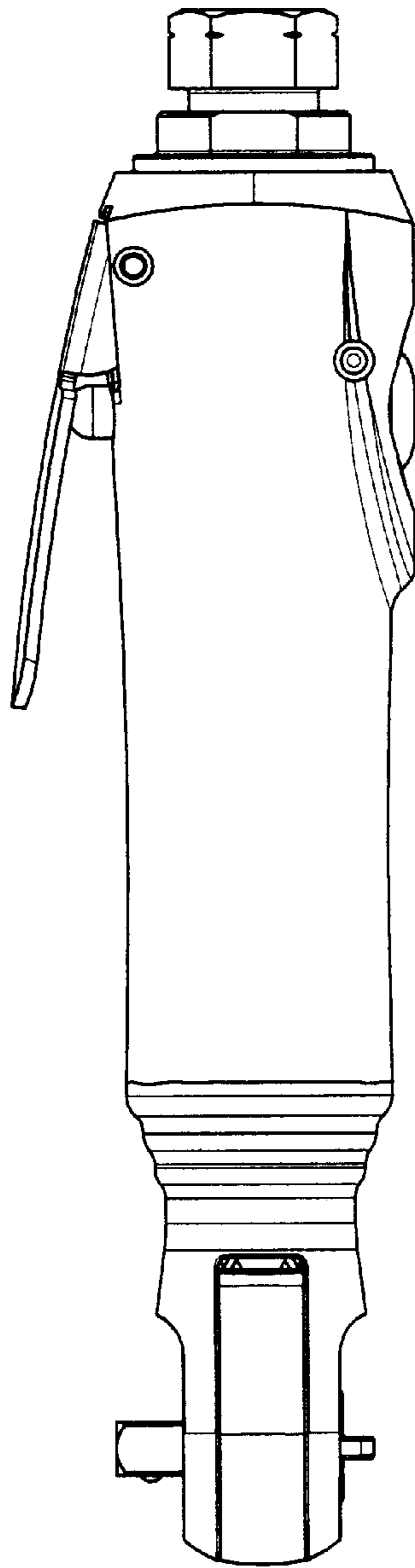


FIG.4

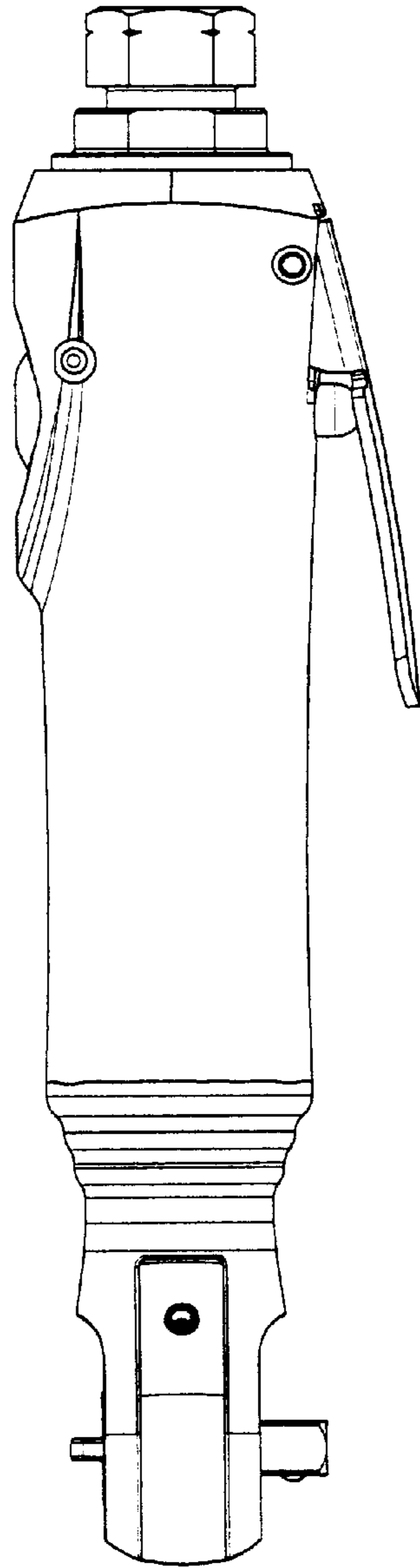


FIG.5

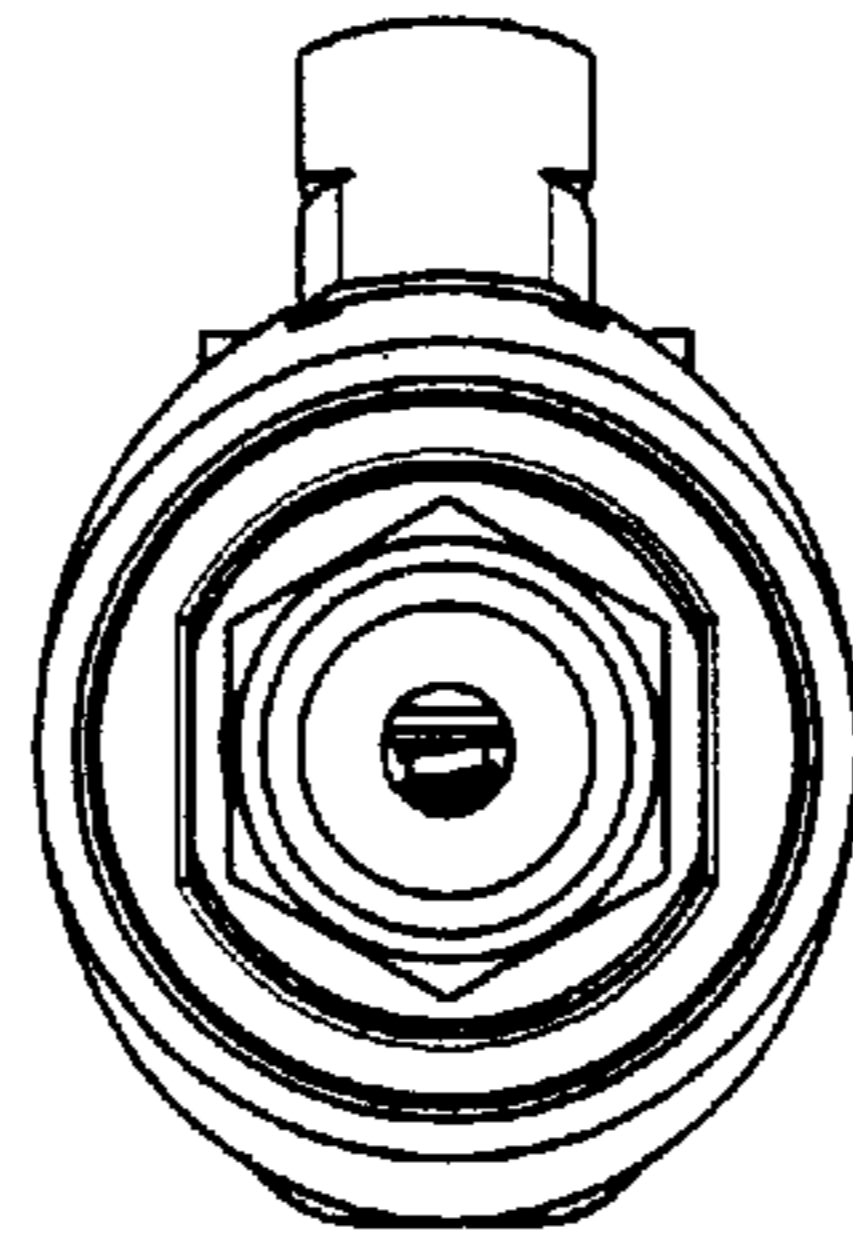


FIG. 6

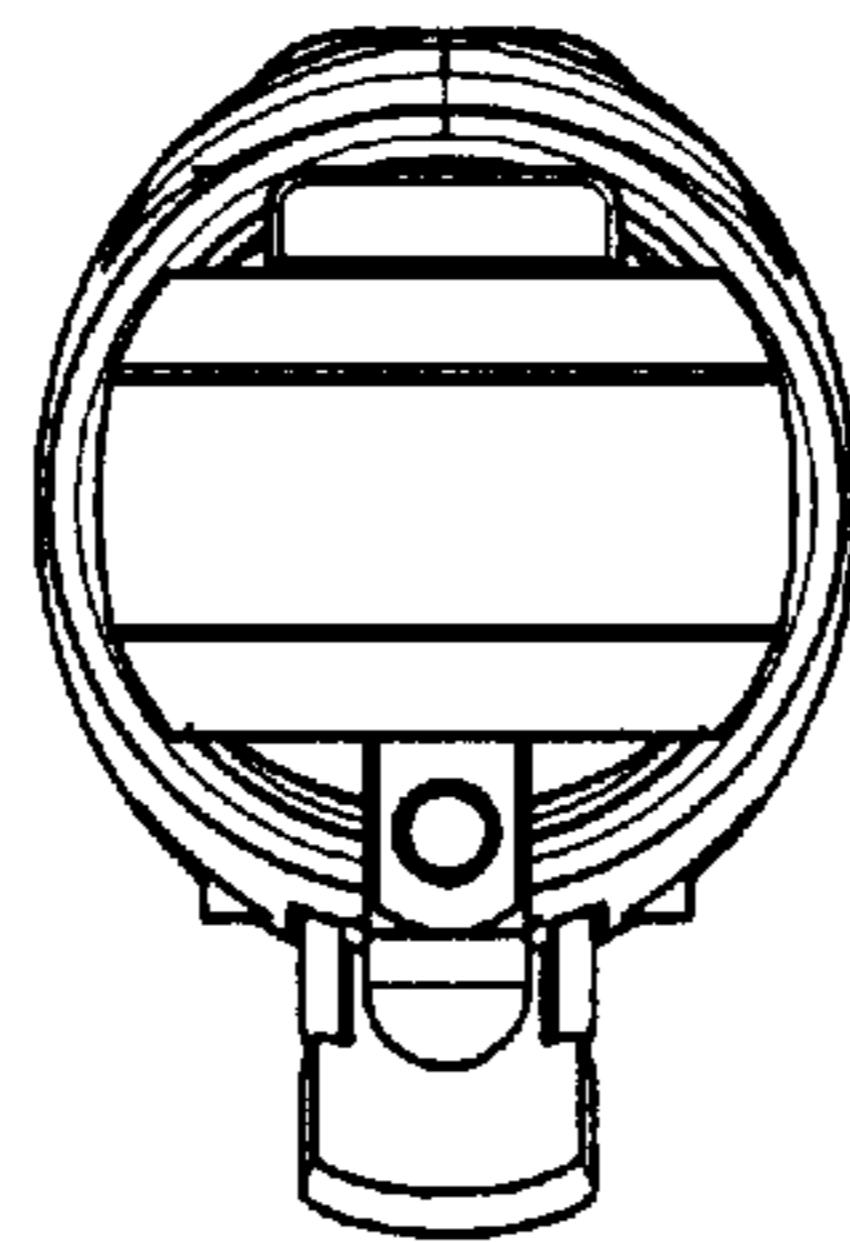


FIG. 7

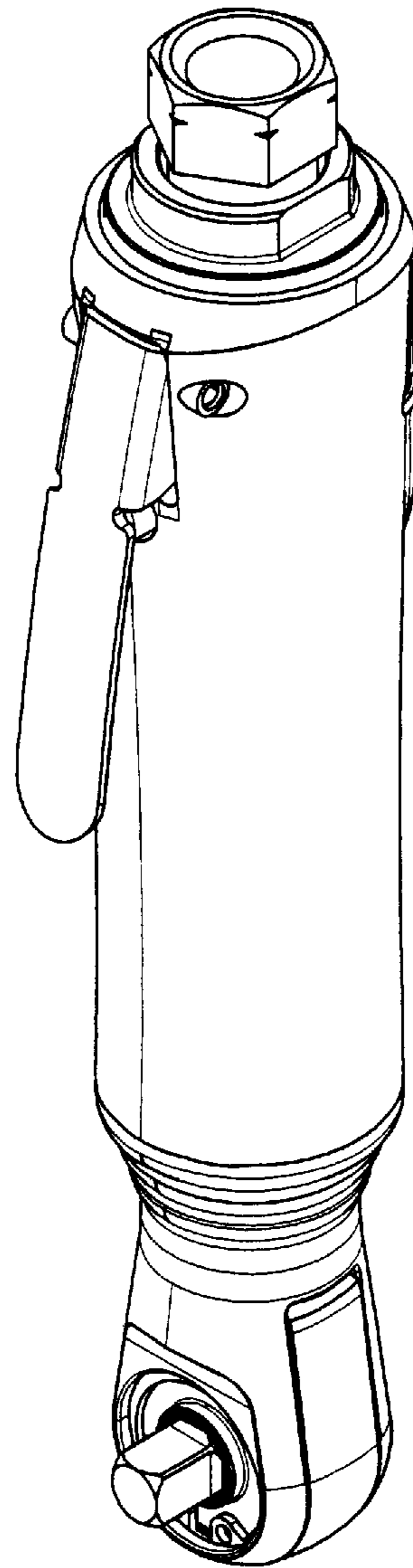


FIG.8