



US00D529350S

(12) **United States Design Patent**
Albertson

(10) **Patent No.:** **US D529,350 S**

(45) **Date of Patent:** **** Oct. 3, 2006**

(54) **COMBINED HAMMER AND ADJUSTABLE
JAW WRENCH**

(76) Inventor: **Robert V. Albertson**, 2100 Shadywood
Rd., Wayzata, MN (US) 55391

(**) Term: **14 Years**

(21) Appl. No.: **29/237,788**

(22) Filed: **Sep. 8, 2005**

Related U.S. Application Data

(62) Division of application No. 29/198,289, filed on Jan. 29,
2004, now Pat. No. Des. 511,279.

(51) **LOC (8) Cl.** **08-05**

(52) **U.S. Cl.** **D8/26; D8/22**

(58) **Field of Classification Search** D8/21-29,
D8/17, 81-87, 105; 7/138-139, 146-147,
7/143; 81/155, 165, 170, 177.1, 489, 185.1,
81/171-172

See application file for complete search history.

(56) **References Cited**

U.S. PATENT DOCUMENTS

117,679	A	*	8/1871	Phillips	81/177.1
382,975	A	*	5/1888	Hagar	81/185.1
1,133,236	A		3/1915	Peterson		
1,452,079	A	*	4/1923	Jones	81/165
D156,732	S		1/1950	Hoeflicker		

2,528,128	A		10/1950	Forster		
2,645,146	A	*	7/1953	Matter	81/185.1
2,849,908	A	*	9/1958	Swanstrom et al.	81/165
3,012,457	A	*	12/1961	Powell et al.	81/165
3,021,149	A	*	2/1962	Griffin	81/185.1
3,798,687	A		3/1974	Stevens		
D255,539	S		6/1980	Graham		
4,234,987	A		11/1980	Charette		
4,614,001	A		9/1986	Liou		
5,033,140	A		7/1991	Chen		
5,237,715	A		8/1993	Bane		
5,579,667	A	*	12/1996	Kim	81/185.1
6,477,925	B1	*	11/2002	Lin	81/185.1
D467,478	S	*	12/2002	Harewood	D8/26

* cited by examiner

Primary Examiner—Raphael Barkai

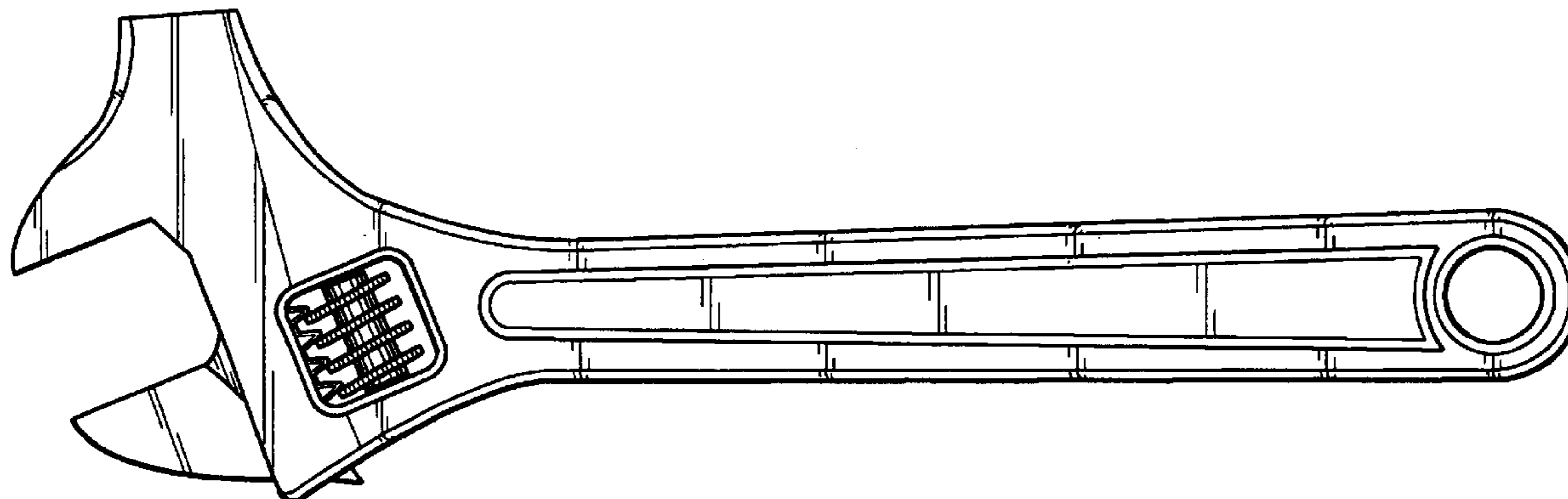
(57) **CLAIM**

The ornamental design of the combined hammer and adjustable jaw wrench, as shown and described.

DESCRIPTION

FIG. 1 is a front elevational view of the combined hammer and adjustable jaw wrench of my new design;
FIG. 2 is a rear elevational view thereof;
FIG. 3 is a top plan view thereof;
FIG. 4 is a bottom plan view thereof;
FIG. 5 is an end elevational view of the left end thereof; and,
FIG. 6 is an end elevational view of the right end thereof.

1 Claim, 3 Drawing Sheets



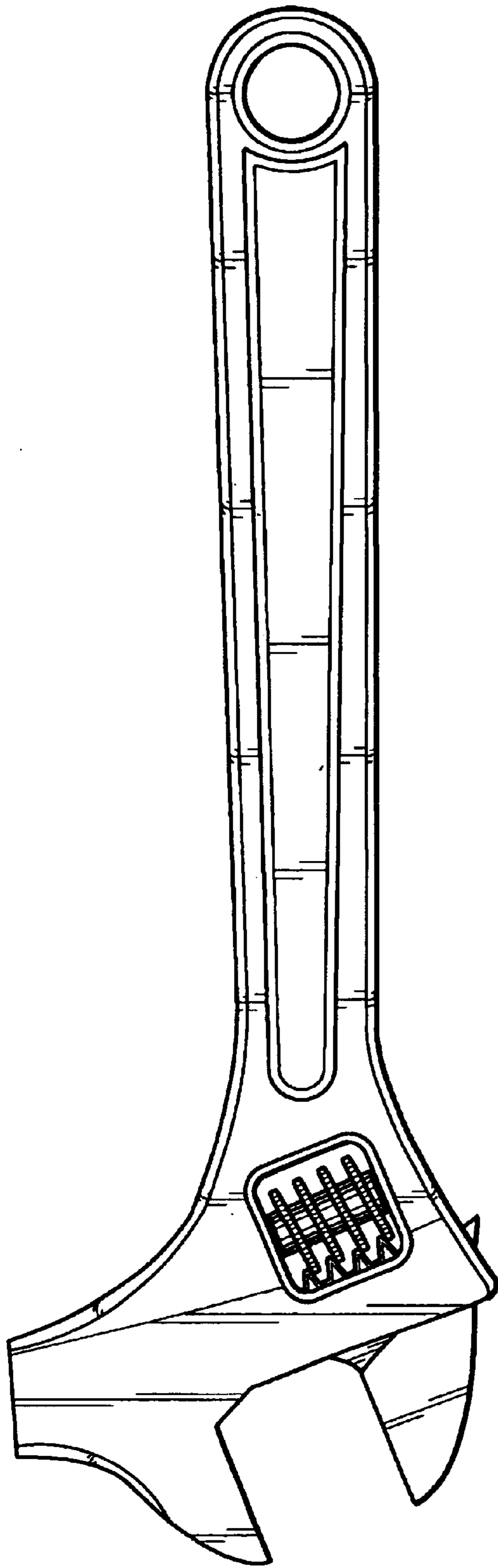


FIG. 1

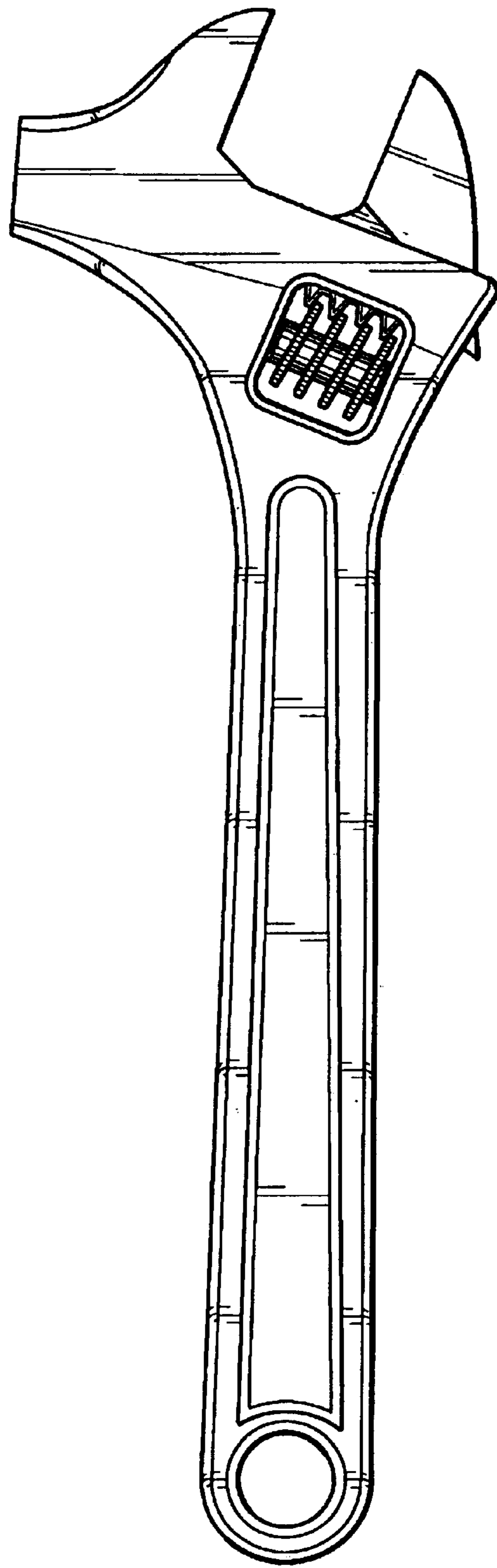


FIG. 2



FIG. 3



FIG. 4

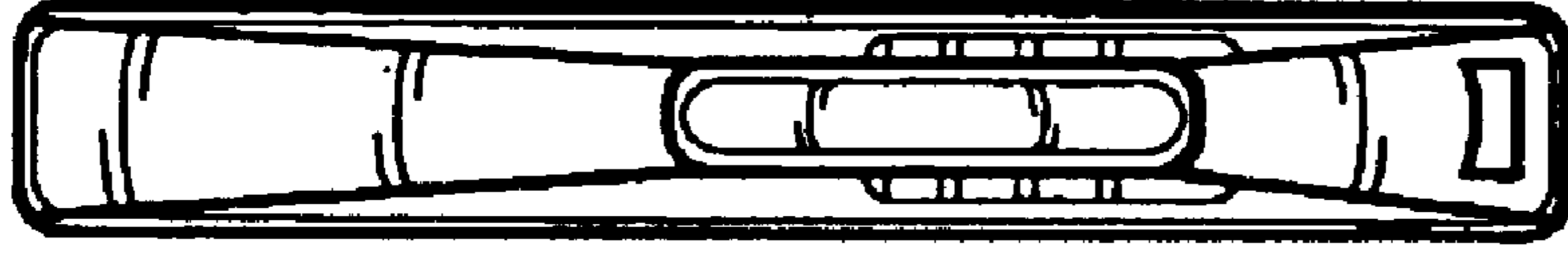


FIG. 5

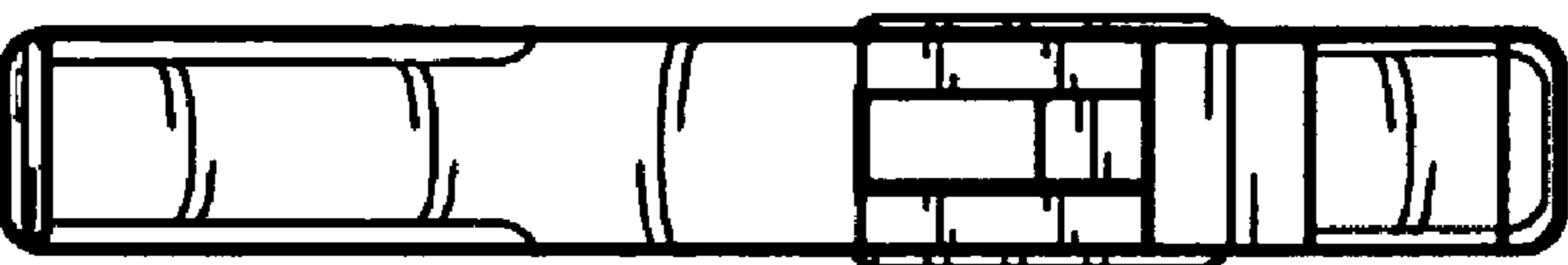


FIG. 6