



US00D529348S

(12) **United States Design Patent**  
**Goodman et al.**

(10) **Patent No.:** **US D529,348 S**

(45) **Date of Patent:** **\*\* Oct. 3, 2006**

(54) **MUG HOLDER**

(75) Inventors: **Sheldon H. Goodman**, Solon, OH  
(US); **Robert L. Blackadar**, Medina,  
OH (US)

(73) Assignee: **Spectrum Diversified Designs, Inc.**,  
Streetsboro, OH (US)

(\*\*) Term: **14 Years**

(21) Appl. No.: **29/238,938**

(22) Filed: **Sep. 23, 2005**

(51) **LOC (8) Cl.** ..... **07-06**

(52) **U.S. Cl.** ..... **D7/704; D6/457**

(58) **Field of Classification Search** ..... D7/701-708,  
D7/600.1-600.4; D6/405, 411, 457, 458,  
D6/462, 465; 211/13.1, 30, 33, 71.01, 70.6,  
211/70.7, 74, 77, 78  
See application file for complete search history.

(56) **References Cited**

**U.S. PATENT DOCUMENTS**

2,010,093 A \* 8/1935 Lazarus ..... 211/30

D352,870 S \* 11/1994 Eriksen ..... D7/708  
D385,758 S \* 11/1997 Hollinger ..... D7/704  
D393,783 S \* 4/1998 Goodman ..... D7/704  
D404,980 S \* 2/1999 Goodman ..... D7/704  
D447,393 S \* 9/2001 Bodum ..... D7/707  
D496,191 S \* 9/2004 Johnson ..... D6/465

\* cited by examiner

*Primary Examiner*—Terry A. Wallace

(74) *Attorney, Agent, or Firm*—Pearne & Gordon LLP

(57) **CLAIM**

The ornamental design for a mug holder, as shown and described.

**DESCRIPTION**

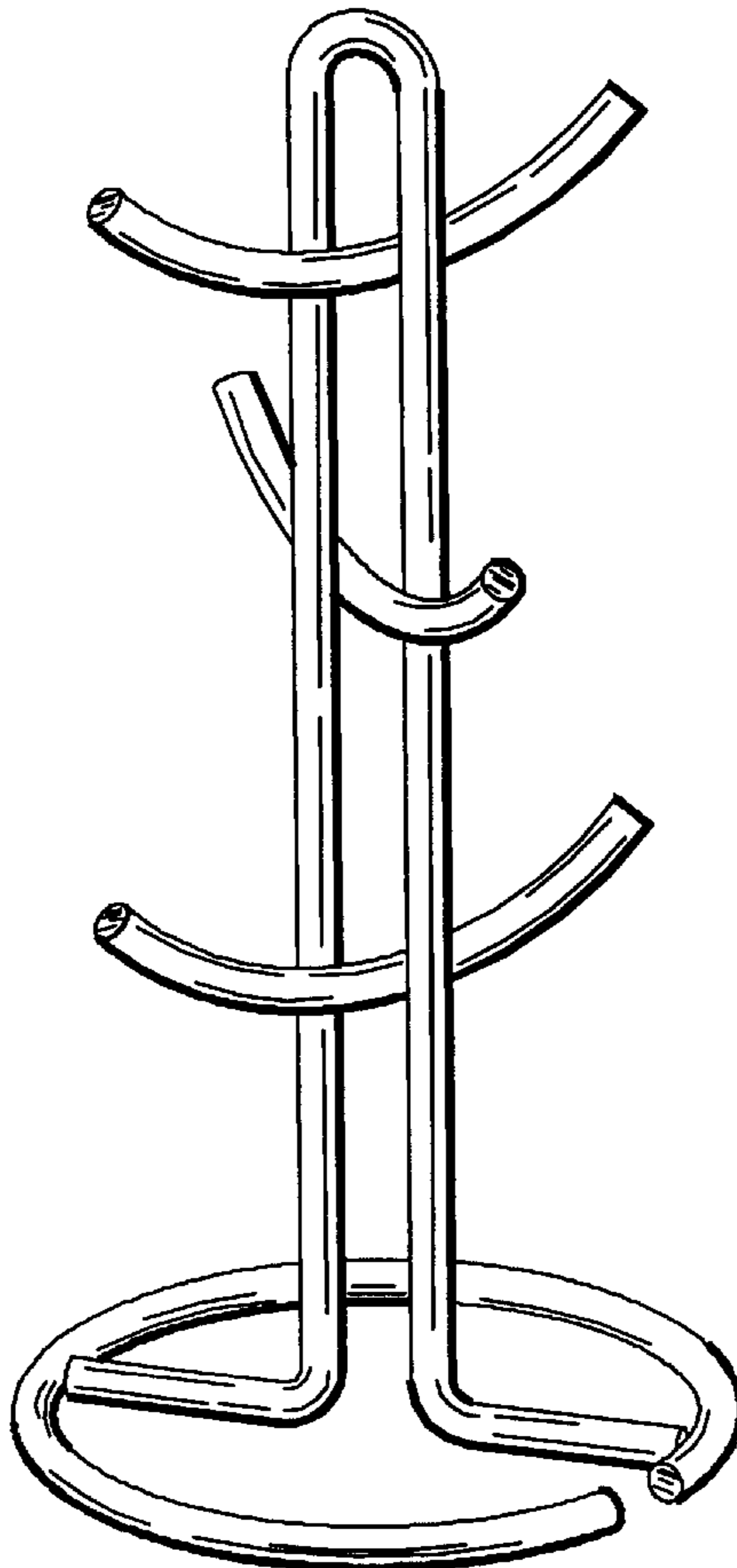
FIG. 1 is a perspective view of a mug holder, showing our new design;

FIG. 2 is a side elevational view thereof;

FIG. 3 is a rear elevational view thereof; and,

FIG. 4 is a top plan view thereof.

**1 Claim, 2 Drawing Sheets**



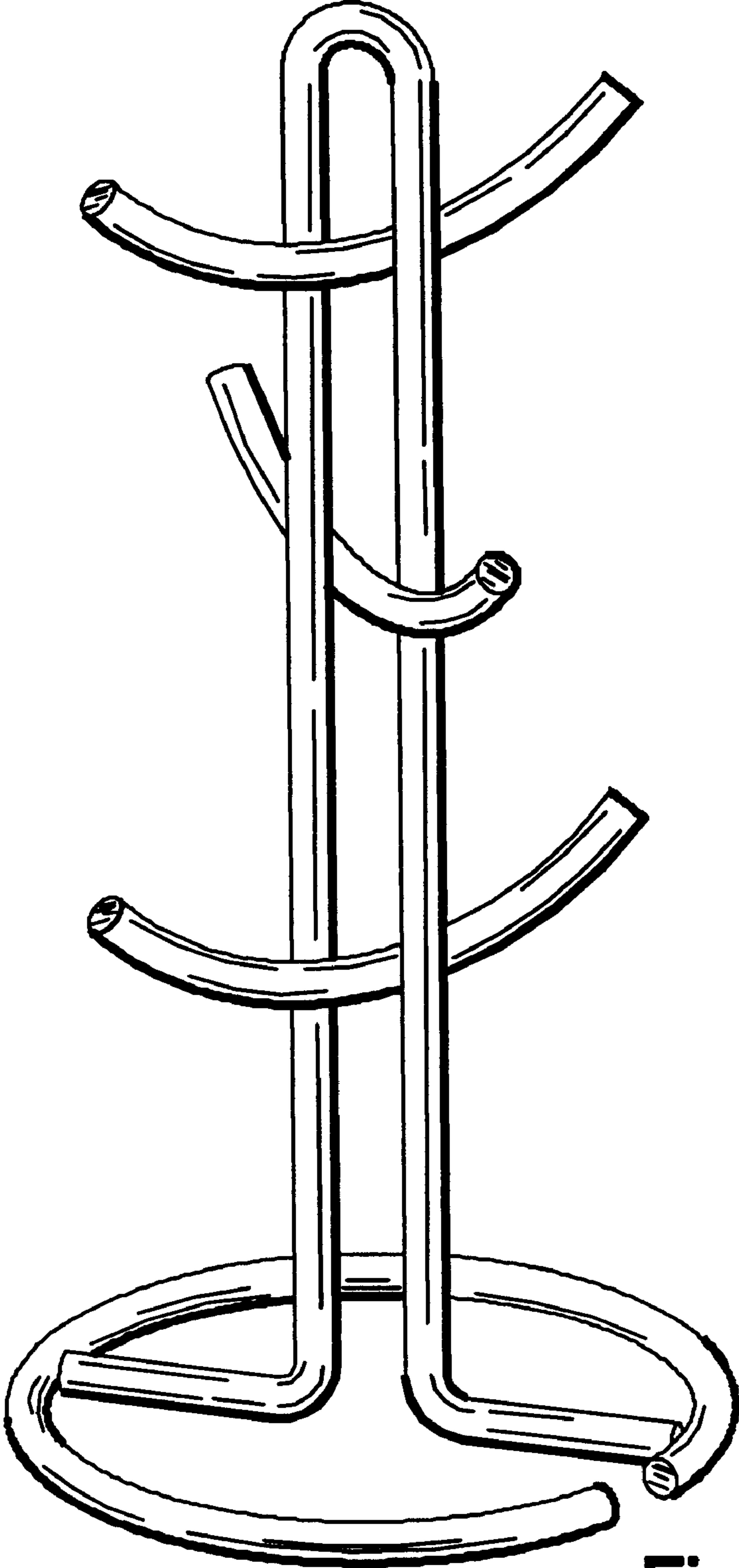


Fig. 1

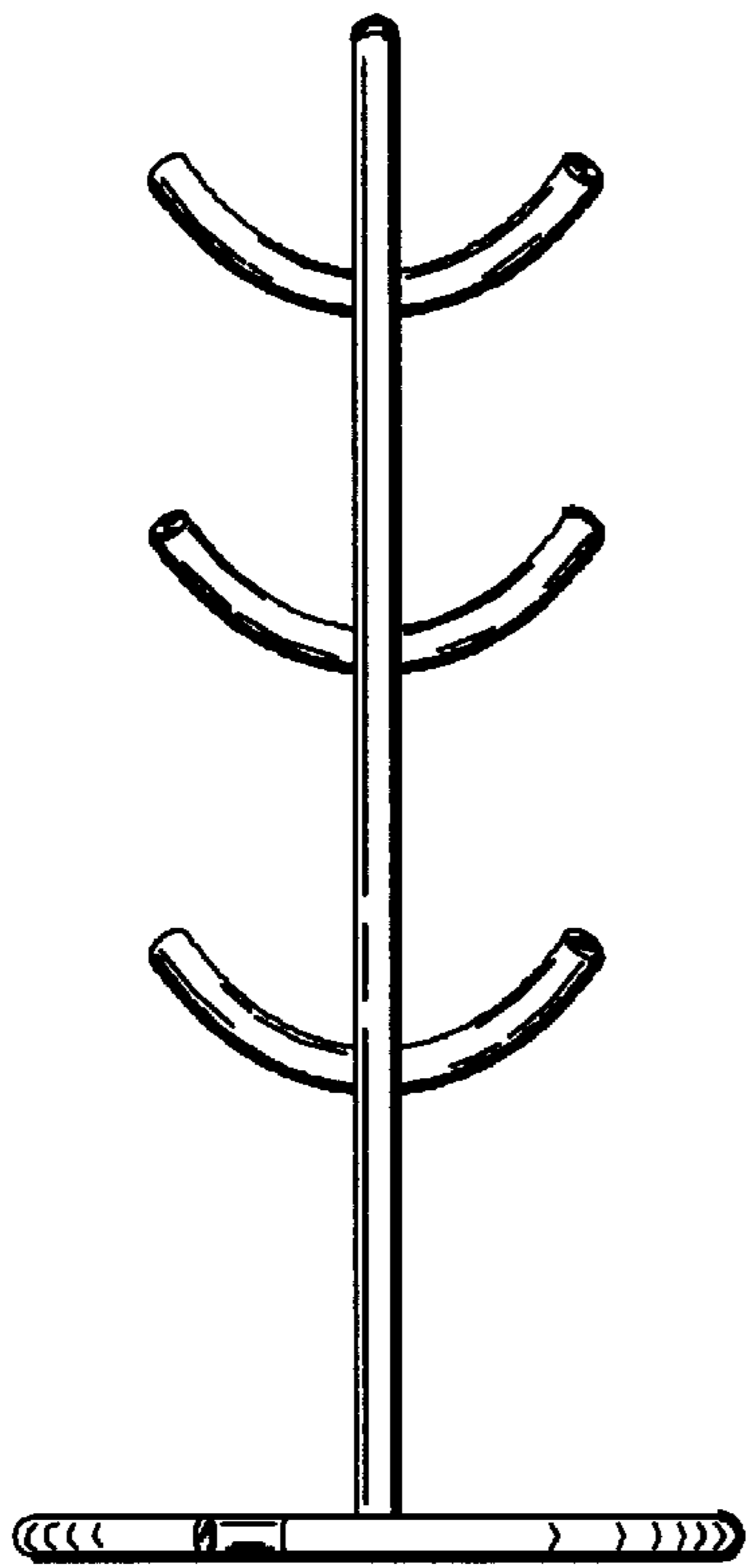


Fig. 2

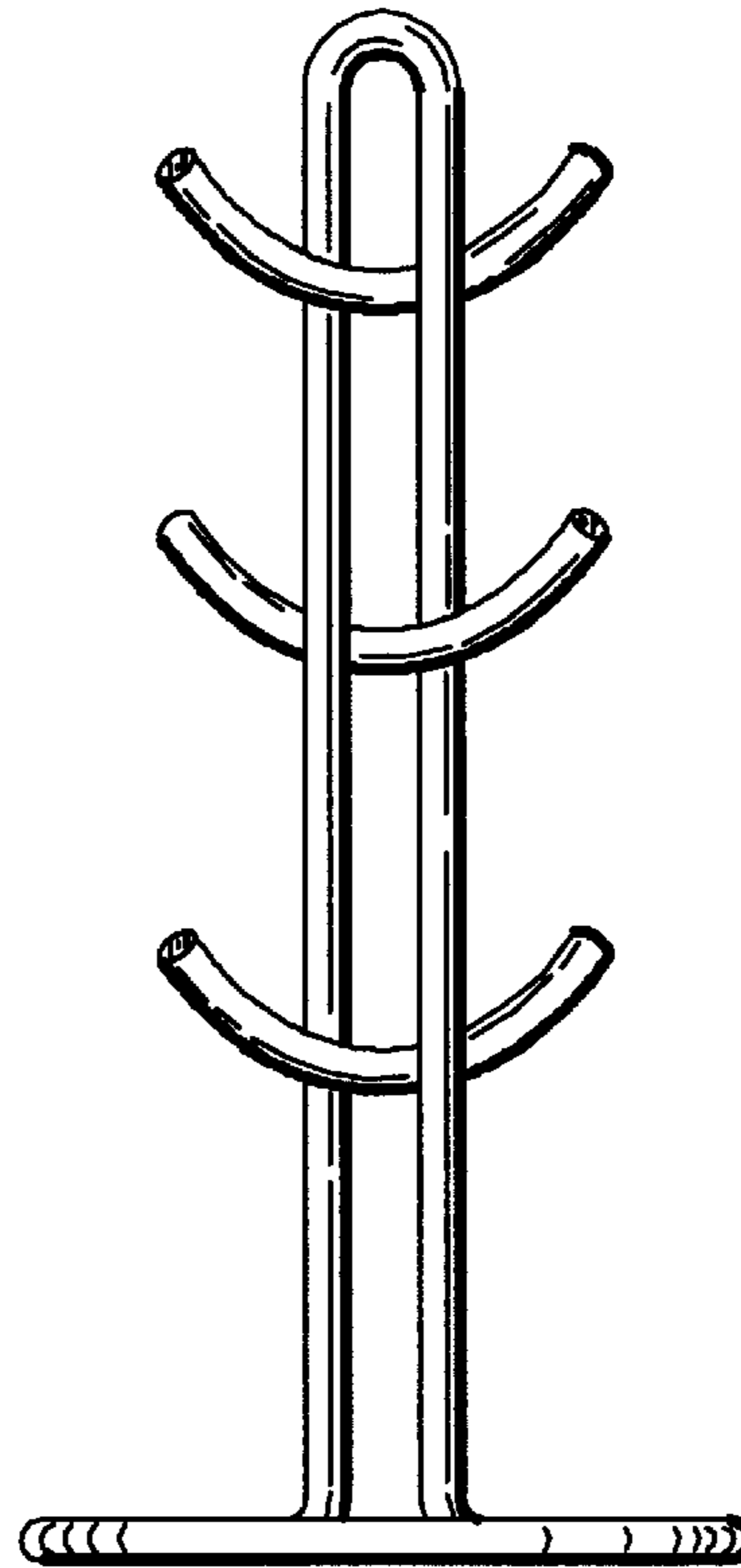


Fig. 3




Fig. 4