



US00D529335S

(12) **United States Design Patent**  
**Zemel**

(10) **Patent No.:** **US D529,335 S**  
(45) **Date of Patent:** **\*\* Oct. 3, 2006**

(54) **BARBECUE IMPLEMENT WITH INLAY GRIP**

(75) Inventor: **Marc Zemel**, Melville, NY (US)

(73) Assignee: **Mr. Bar-B-Q-, Inc.**, Old Bethpage, NY (US)

(\*\*) Term: **14 Years**

(21) Appl. No.: **29/231,801**

(22) Filed: **Jun. 10, 2005**

**Related U.S. Application Data**

(63) Continuation-in-part of application No. 29/227,182, filed on Apr. 8, 2005.

(51) **LOC (8) Cl.** ..... **07-02**

(52) **U.S. Cl.** ..... **D7/395**

(58) **Field of Classification Search** ..... D7/393-395, D7/683, 685-687, 688, 692-693, 696, 381, D7/401.2, 642-647, 653, 664; D8/107, 307; D4/138, 129; 16/110.1, 430, 431, 436; 30/340, 30/322-324, 147-150; 99/419, 421  
See application file for complete search history.

(56) **References Cited**

**U.S. PATENT DOCUMENTS**

D190,293 S \* 5/1961 Latham ..... D7/395  
D250,080 S 10/1978 Kavalaris  
D254,767 S 4/1980 Christen

D392,848 S 3/1998 Zeller  
D392,849 S \* 3/1998 Zeller ..... D7/686  
D427,849 S \* 7/2000 Gasparino et al. .... D7/401.2  
D427,850 S \* 7/2000 Gasparino et al. .... D7/401.2  
D444,041 S \* 6/2001 Thuma ..... D7/686  
D477,189 S \* 7/2003 Bull et al. .... D7/686  
D494,006 S \* 8/2004 Zemel ..... D7/393  
D494,807 S \* 8/2004 Zemel ..... D7/393

\* cited by examiner

*Primary Examiner*—Holly Baynham

*Assistant Examiner*—Cynthia M. Chin

(74) *Attorney, Agent, or Firm*—Seth Natter; Natter & Natter

(57) **CLAIM**

The ornamental design for a barbecue implement with inlay grip, as shown and described.

**DESCRIPTION**

FIG. 1 is a reduced perspective view of a barbecue implement with inlay grip showing my new design;  
FIG. 2 is a front elevational view thereof, the rear elevation view being a mirror image thereof;  
FIG. 3 is a side view thereof, the opposite side view being a mirror image thereof;  
FIG. 4 is a bottom view thereof; and,  
FIG. 5 is a top plan view thereof.  
The broken lines are for illustrative purposes only and form no part of the claimed design.

**1 Claim, 2 Drawing Sheets**

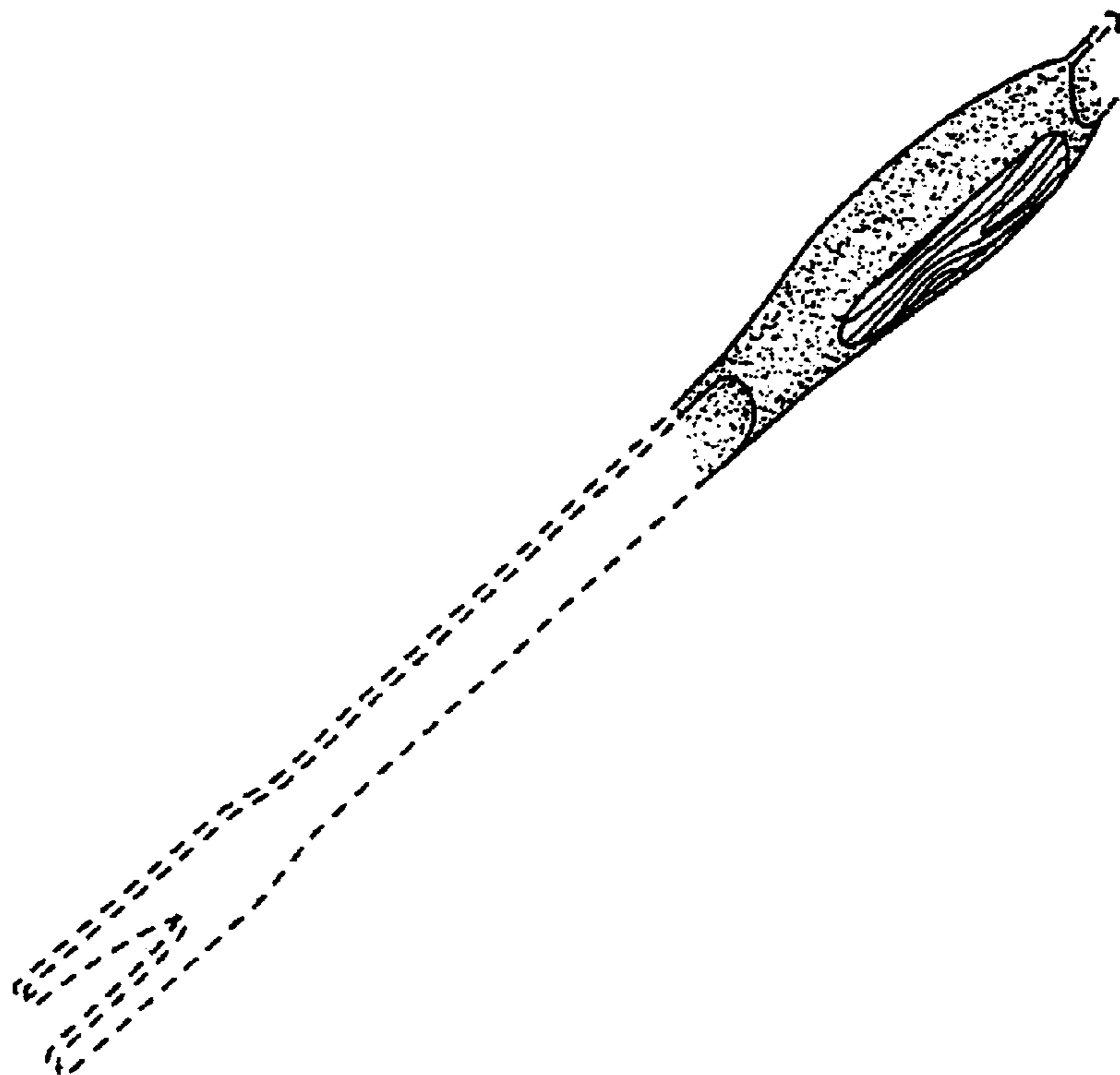


Fig. 1

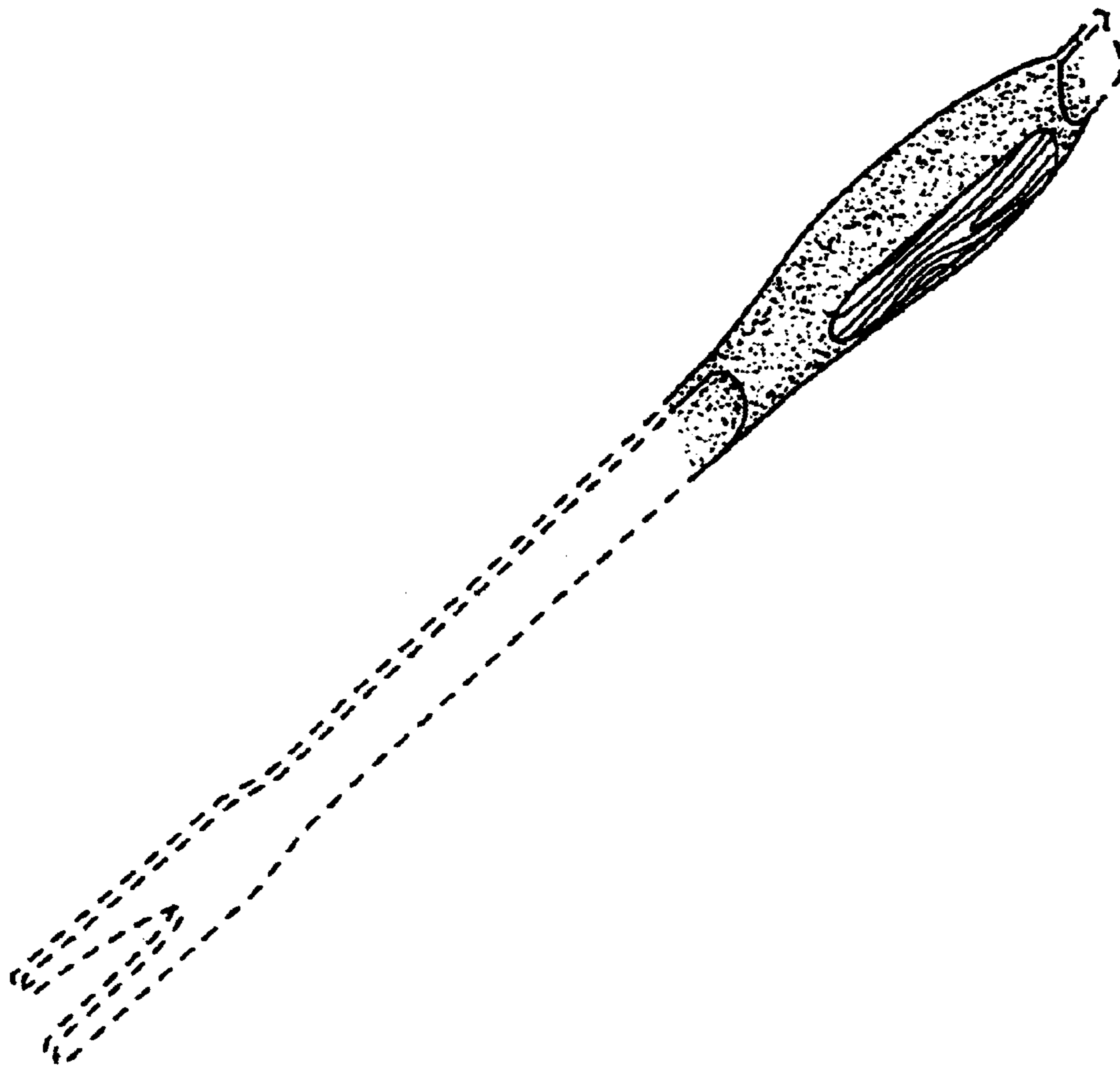


Fig. 2

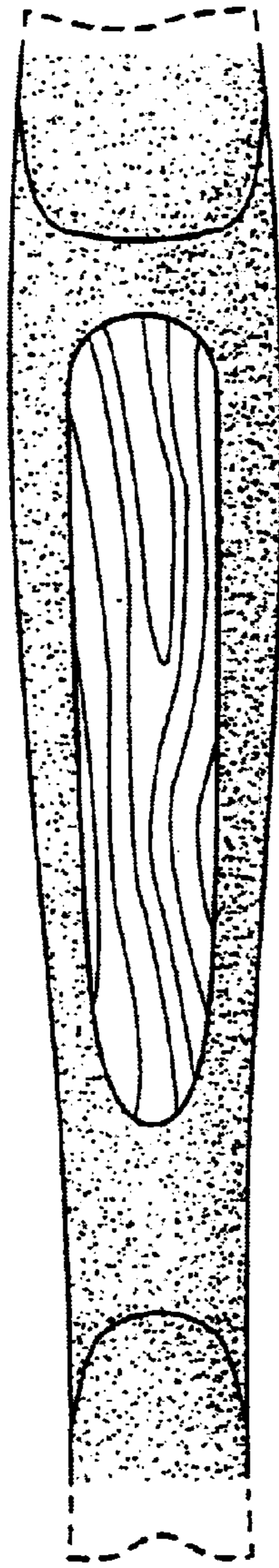


Fig. 3




Fig. 4




Fig. 5

