

US00D529329S

(12) **United States Design Patent**
Chung

(10) **Patent No.:** **US D529,329 S**

(45) **Date of Patent:** **** Oct. 3, 2006**

(54) **BARBECUE GRILL**

(76) Inventor: **Kiosky Chung**, 8F-1, No. 497,
Jhongming S. Rd., West District,
Taichung City (TW), 403

(**) Term: **14 Years**

(21) Appl. No.: **29/223,826**

(22) Filed: **Feb. 18, 2005**

(51) **LOC (8) Cl.** **07-02**

(52) **U.S. Cl.** **D7/334**

(58) **Field of Classification Search** D7/332-337,
D7/402-405; 126/25 R, 25 A, 25 AA, 39,
126/41 R, 9 R, 37 R, 40, 50, 305, 304 R,
126/276; 99/421 R, 444-445, 450; 248/129;
312/100, 140.2, 249.8

See application file for complete search history.

(56) **References Cited**

U.S. PATENT DOCUMENTS

D466,756 S * 12/2002 Bossler et al. D7/334
D471,057 S * 3/2003 Chung D7/334

D497,280 S * 10/2004 Pai D7/334
D499,928 S * 12/2004 Zhang D7/334
D501,116 S * 1/2005 Zhang D7/334
D503,065 S * 3/2005 Pai D7/334
D508,363 S * 8/2005 Chung D7/334

* cited by examiner

Primary Examiner—Ruth McInroy

(74) *Attorney, Agent, or Firm*—Charles E. Baxley

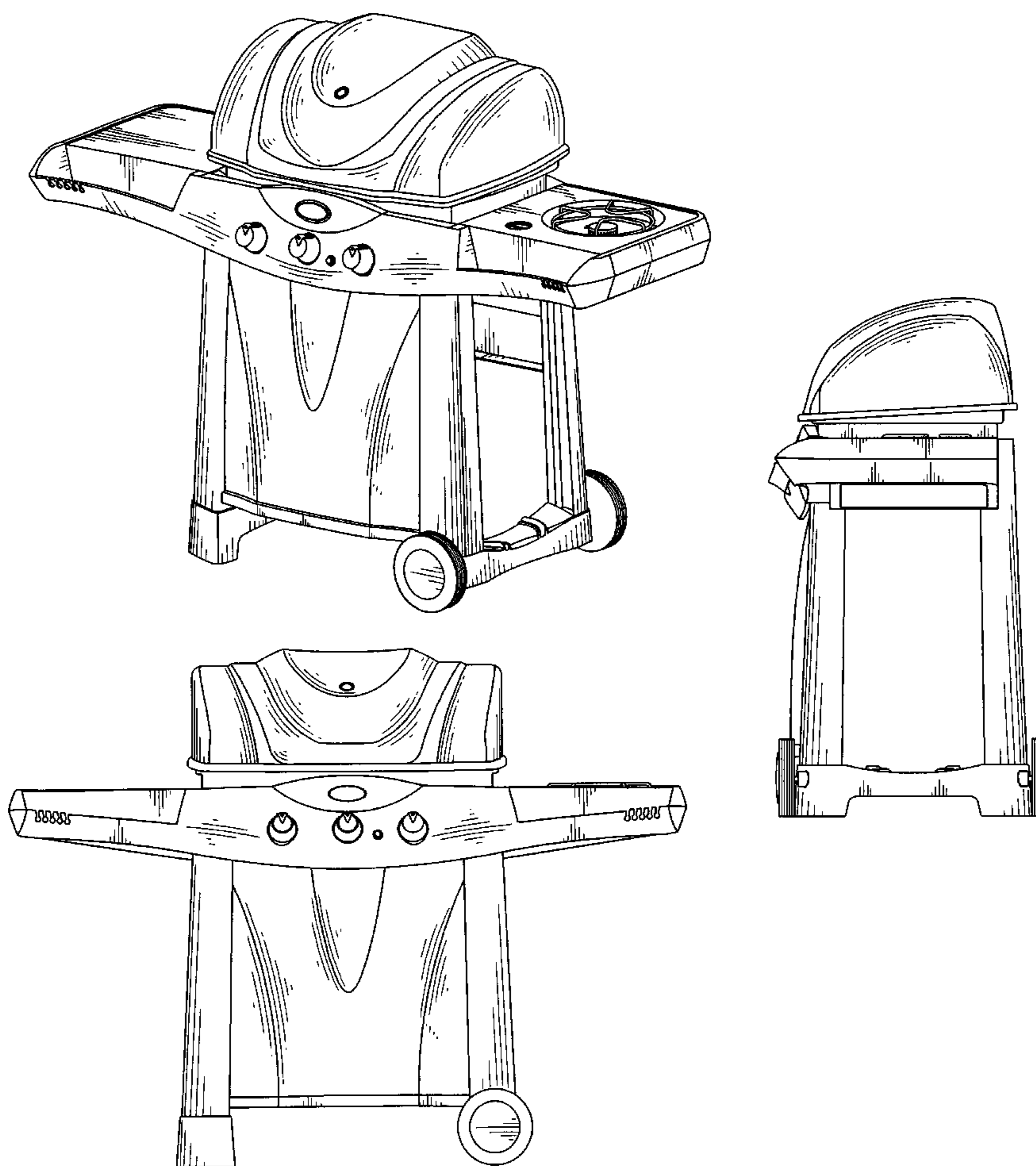
(57) **CLAIM**

I claim the ornamental design for a barbecue grill, as shown and described.

DESCRIPTION

FIG. 1 is a perspective view of a barbecue grill, showing my new design;
FIG. 2 is a front elevational view thereof;
FIG. 3 is a rear elevational view thereof;
FIG. 4 is a left side elevational view thereof;
FIG. 5 is a right side elevational view thereof;
FIG. 6 is a top plan view thereof; and,
FIG. 7 is a bottom plan view thereof.

1 Claim, 7 Drawing Sheets






FIG. 1




FIG. 2

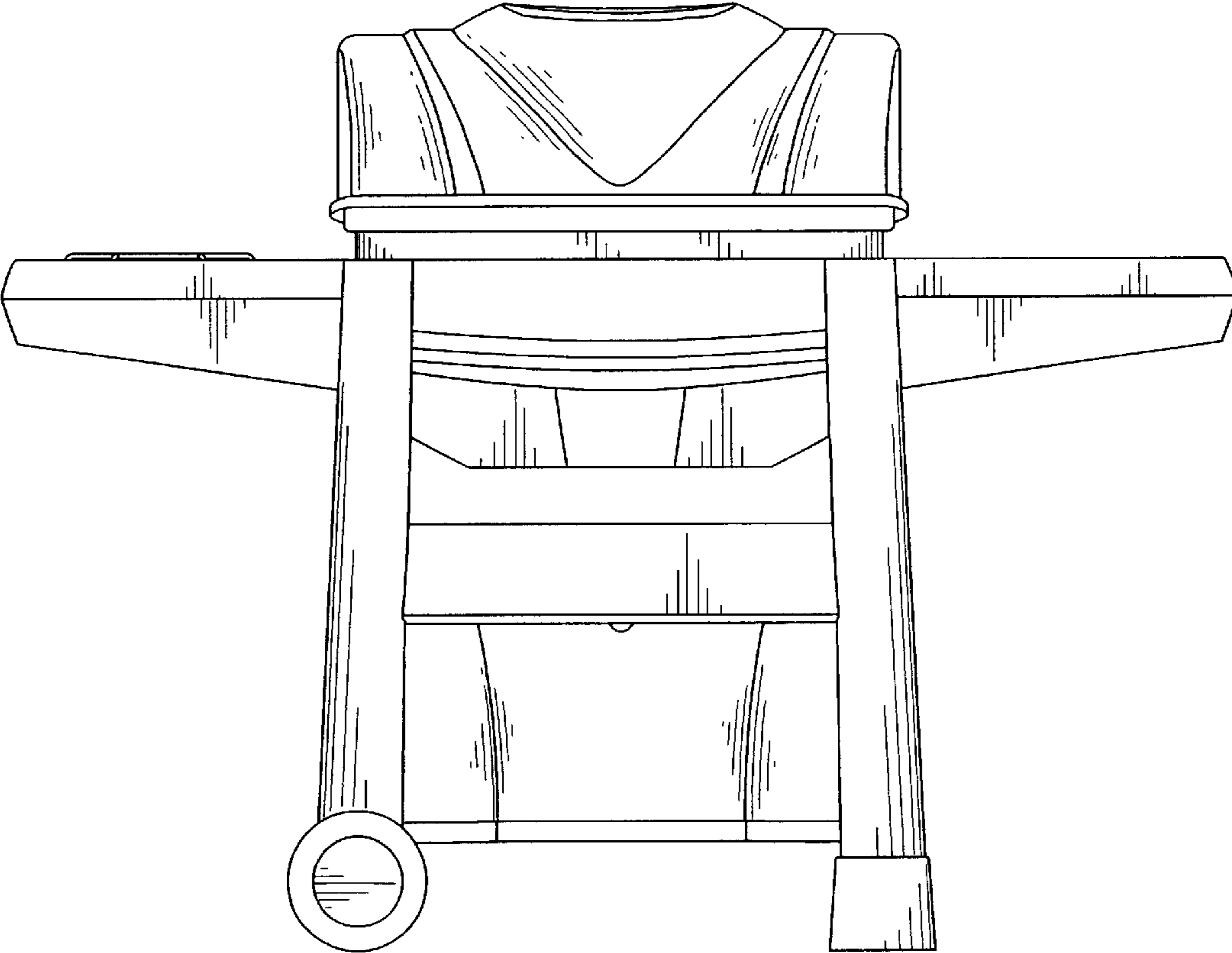


FIG. 3




FIG. 4




FIG. 5

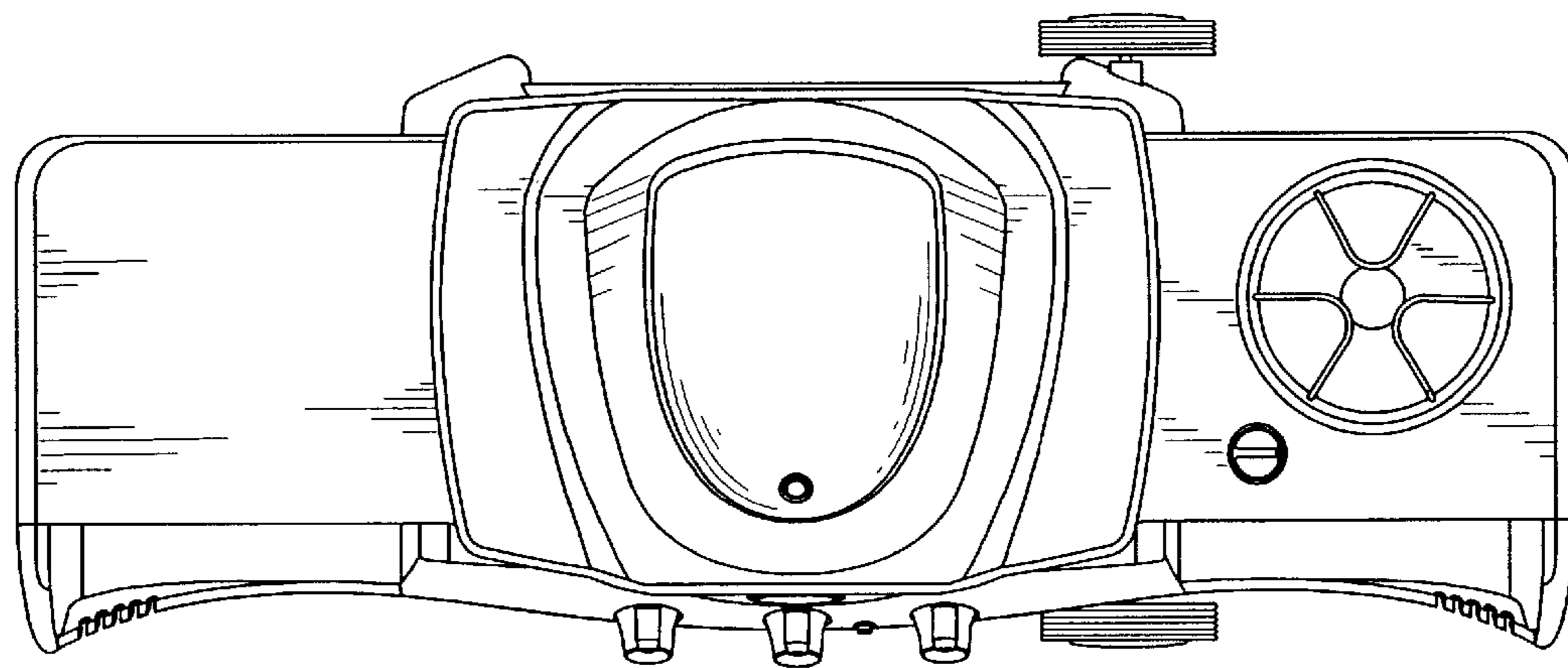


FIG. 6




FIG. 7