



US00D529324S

(12) **United States Design Patent**  
**Yates**

(10) **Patent No.:** **US D529,324 S**

(45) **Date of Patent:** **\*\* Oct. 3, 2006**

(54) **SEAT CUSHION**

(76) **Inventor:** **Paul M. Yates**, 5814 Briar Tree, La  
Canada, CA (US) 91011

(\*\*) **Term:** **14 Years**

(21) **Appl. No.:** **29/217,755**

(22) **Filed:** **Nov. 22, 2004**

(51) **LOC (8) Cl.** ..... **06-09**

(52) **U.S. Cl.** ..... **D6/601**

(58) **Field of Classification Search** ..... D6/595,  
D6/596, 600, 601, 604; 5/624, 648, 652,  
5/654; 248/161; 297/452.21-452.26  
See application file for complete search history.

(56) **References Cited**

**U.S. PATENT DOCUMENTS**

D295,706 S	*	5/1988	Judiscak	.....	D6/600
D298,715 S	*	11/1988	Swim	.....	D6/601
D298,716 S	*	11/1988	Kaplan	.....	D6/601
5,395,162 A	*	3/1995	Jay et al.	.....	297/452.25

D362,578 S	*	9/1995	Ackley	.....	D6/601
D377,880 S	*	2/1997	Oyama, Jr.	.....	D6/601
5,836,555 A	*	11/1998	Ellsworth et al.	.....	248/161
D455,311 S	*	4/2002	Fux	.....	D6/601

\* cited by examiner

*Primary Examiner*—Robert M. Spear

*Assistant Examiner*—Mary Ann Calabrese

(74) *Attorney, Agent, or Firm*—Walter A. Hackler

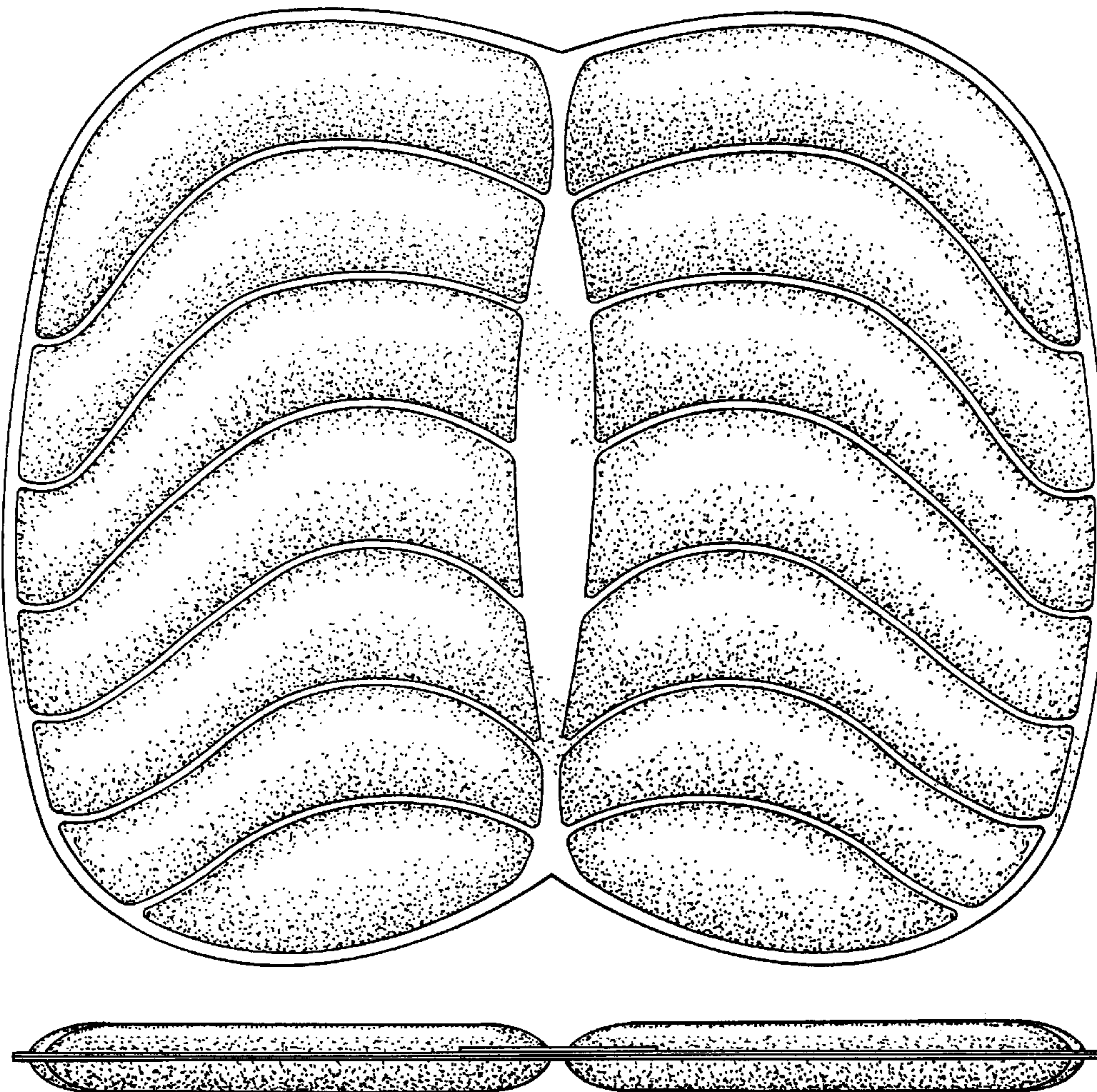
(57) **CLAIM**

The ornamental design for a seat cushion, as shown and described.

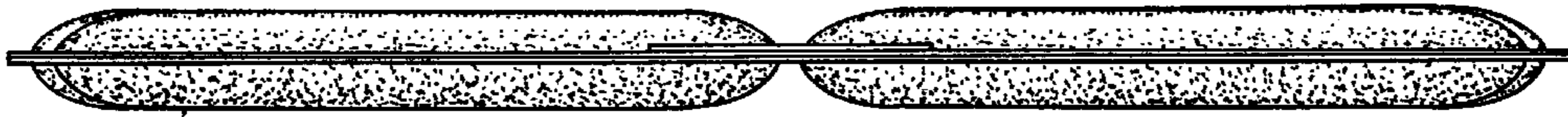
**DESCRIPTION**

FIG. 1 is a top plan view of the present invention;  
FIG. 2 is a back elevation view of the present invention;  
FIG. 3 is a front elevation view of the present invention;  
FIG. 4 is a bottom plan view of the present invention;  
FIG. 5 is a side elevation view of the present invention; and,  
FIG. 6 is a cross sectional view of the present invention  
taken along the line 6—6 of FIG. 4;

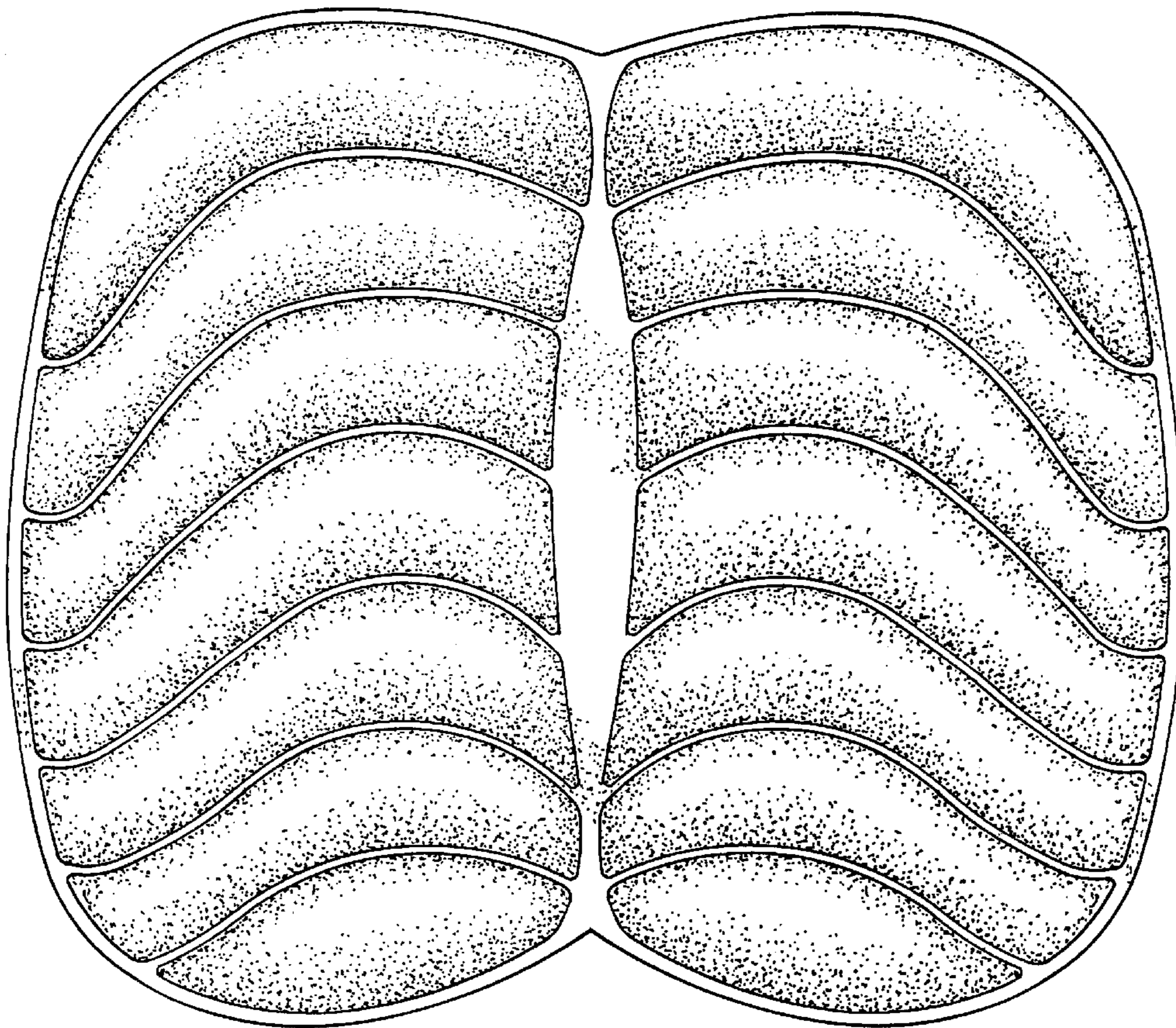
**1 Claim, 2 Drawing Sheets**



*FIG. 2.*



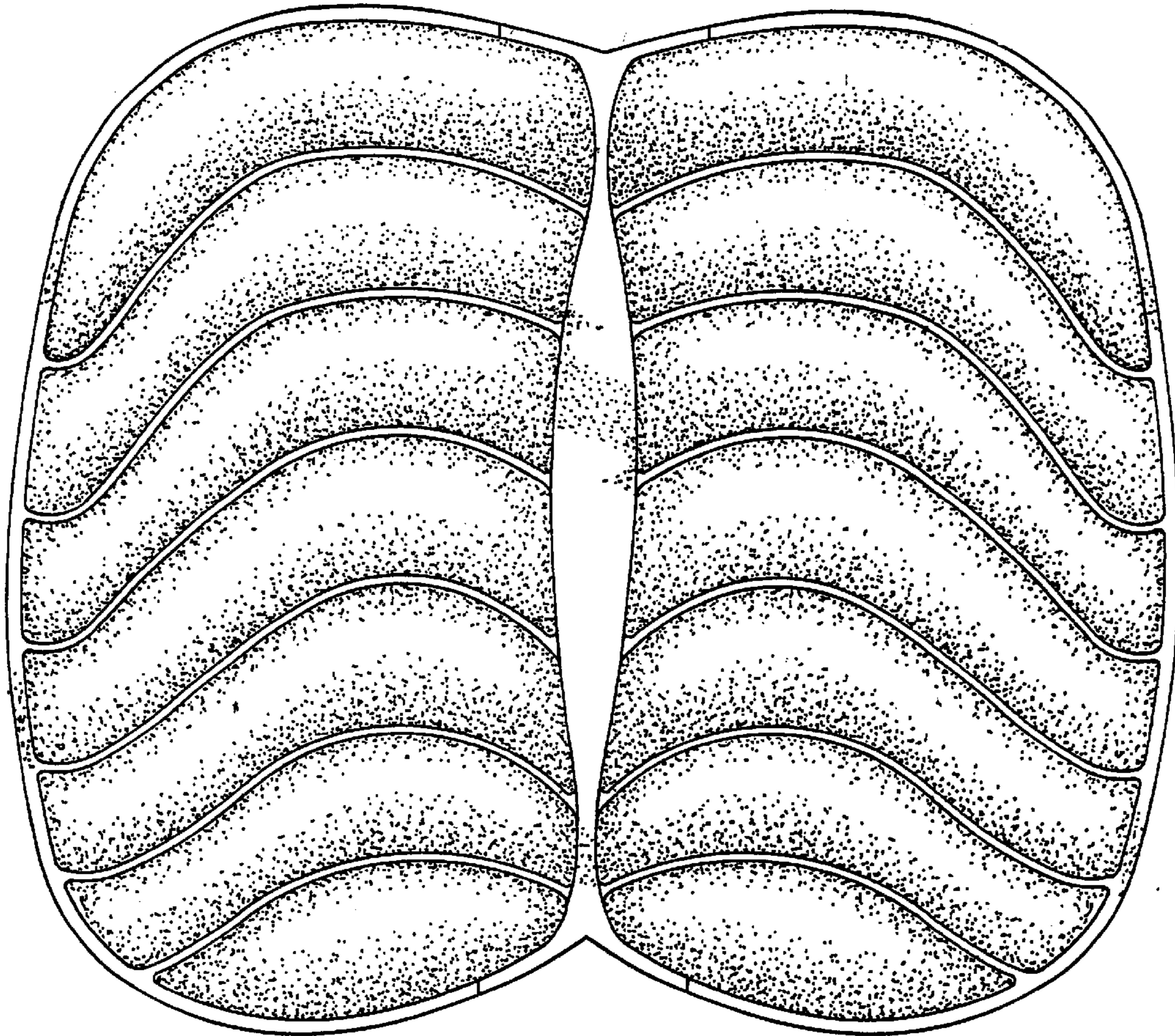
*FIG. 1.*



*FIG. 3.*

6 →

FIG. 4.



6 →

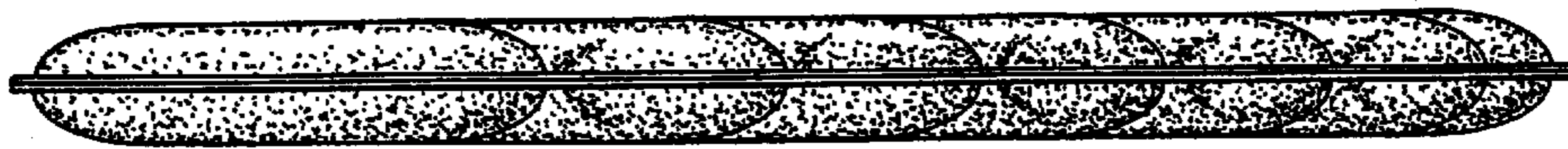


FIG. 5.



FIG. 6.