

US00D529322S

(12) **United States Design Patent** (10) **Patent No.:** **US D529,322 S**
Duggan (45) **Date of Patent:** **** Oct. 3, 2006**

(54) **BATHROOM ACCESSORY WALL MOUNTING BACKPLATE**

(75) Inventor: **Edward Benjamin Duggan**,
Cambridge, MA (US)

(73) Assignee: **Horwell, Inc.**, East Tayton, MA (US)

(**) Term: **14 Years**

(21) Appl. No.: **29/237,668**

(22) Filed: **Sep. 2, 2005**

(51) **LOC (8) Cl.** **23-02**

(52) **U.S. Cl.** **D6/550**

(58) **Field of Classification Search** D6/546–550,
D6/518–523; D8/300, 303, 315–321, 349,
D8/354, 363, 373, 380; 108/28–29; 211/13.1,
211/16, 60.1, 100, 86.01, 87.01, 88.01, 88.04,
211/105.1–105.2, 123, 182, 181.1; 248/175,
248/176.1, 251, 302, 309.1; 16/110.1, 412,
16/415; 242/570, 590, 595–598

See application file for complete search history.

(56) **References Cited**

U.S. PATENT DOCUMENTS

D162,971 S	*	4/1951	Marchand	D6/549
D412,827 S	*	8/1999	Bredemeier	D8/363
D448,593 S	*	10/2001	Harvey	D6/550
D495,181 S	*	8/2004	Sale, Jr.	D6/550
D502,346 S	*	3/2005	Berberet	D6/550

* cited by examiner

Primary Examiner—Brian N Vinson

(74) *Attorney, Agent, or Firm*—Albert Peter Durigon

(57) **CLAIM**

The ornamental design for a bathroom accessory wall mounting backplate, as shown and described.

DESCRIPTION

FIG. 1 is a front isometric view of the bathroom accessory wall mounting backplate of the present invention for mounting the exemplary toilet paper holder shown in dashed outline, the toilet paper holder forming no part of the present invention, it being understood that other bathroom accessories may be mounted by the inventive backplate without departing from the inventive concepts.

FIG. 2 is a front isometric view of the bathroom accessory wall mounting backplate of the present invention;

FIG. 3 is a front view of the bathroom accessory wall mounting backplate of the present invention;

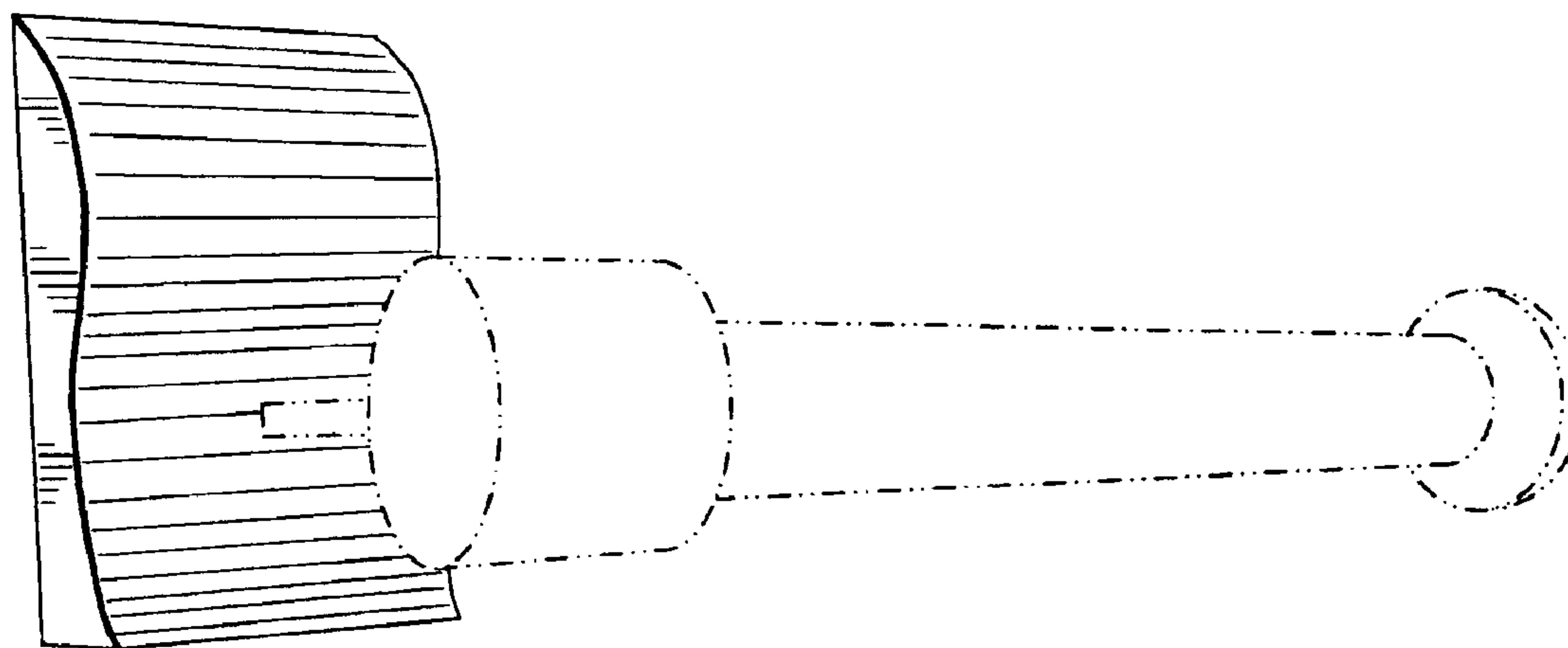
FIG. 4 is a left side view of the novel bathroom accessory wall mounting backplate of the present invention, the right side of which is its mirror image;

FIG. 5 is a top view of the bathroom accessory wall mounting backplate of the present invention;

FIG. 6 is a bottom view of the bathroom accessory wall mounting backplate of the present invention; and,

FIG. 7 is a view of the back of the bathroom accessory wall mounting backplate of the present invention.

1 Claim, 2 Drawing Sheets



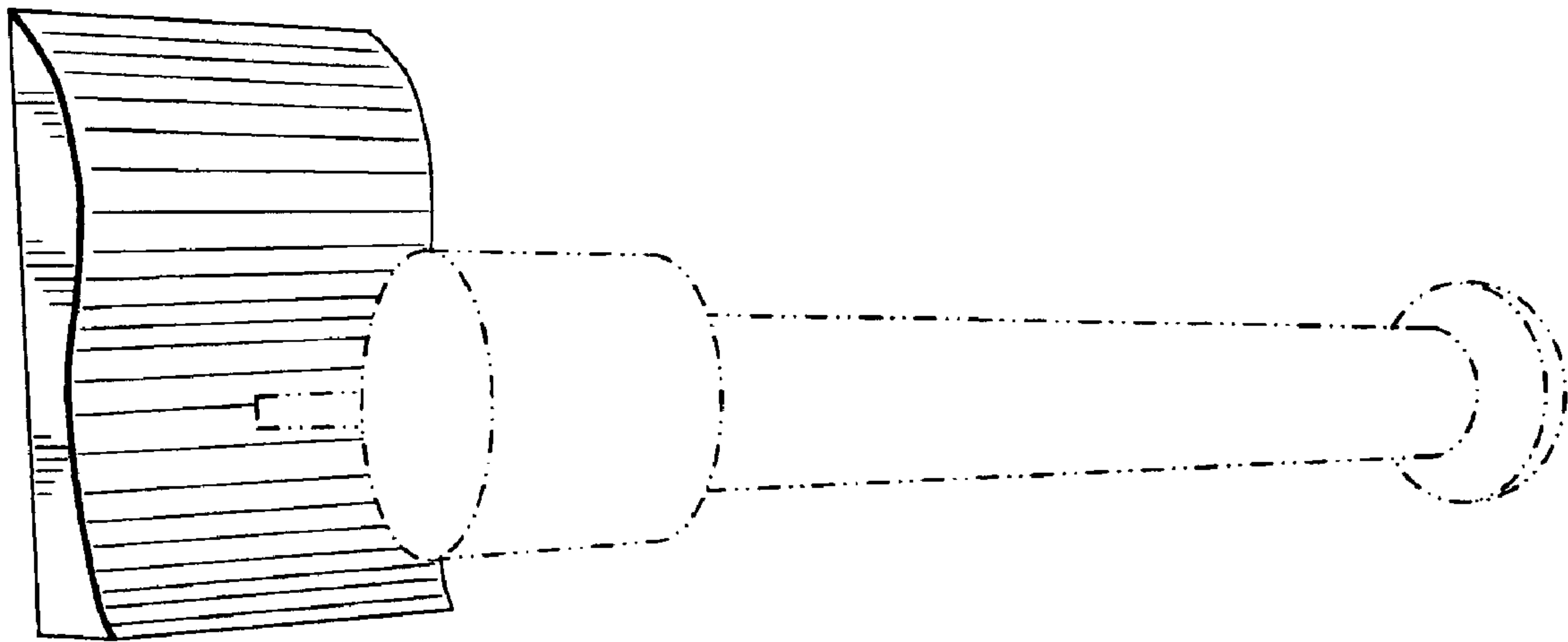


Fig. 1

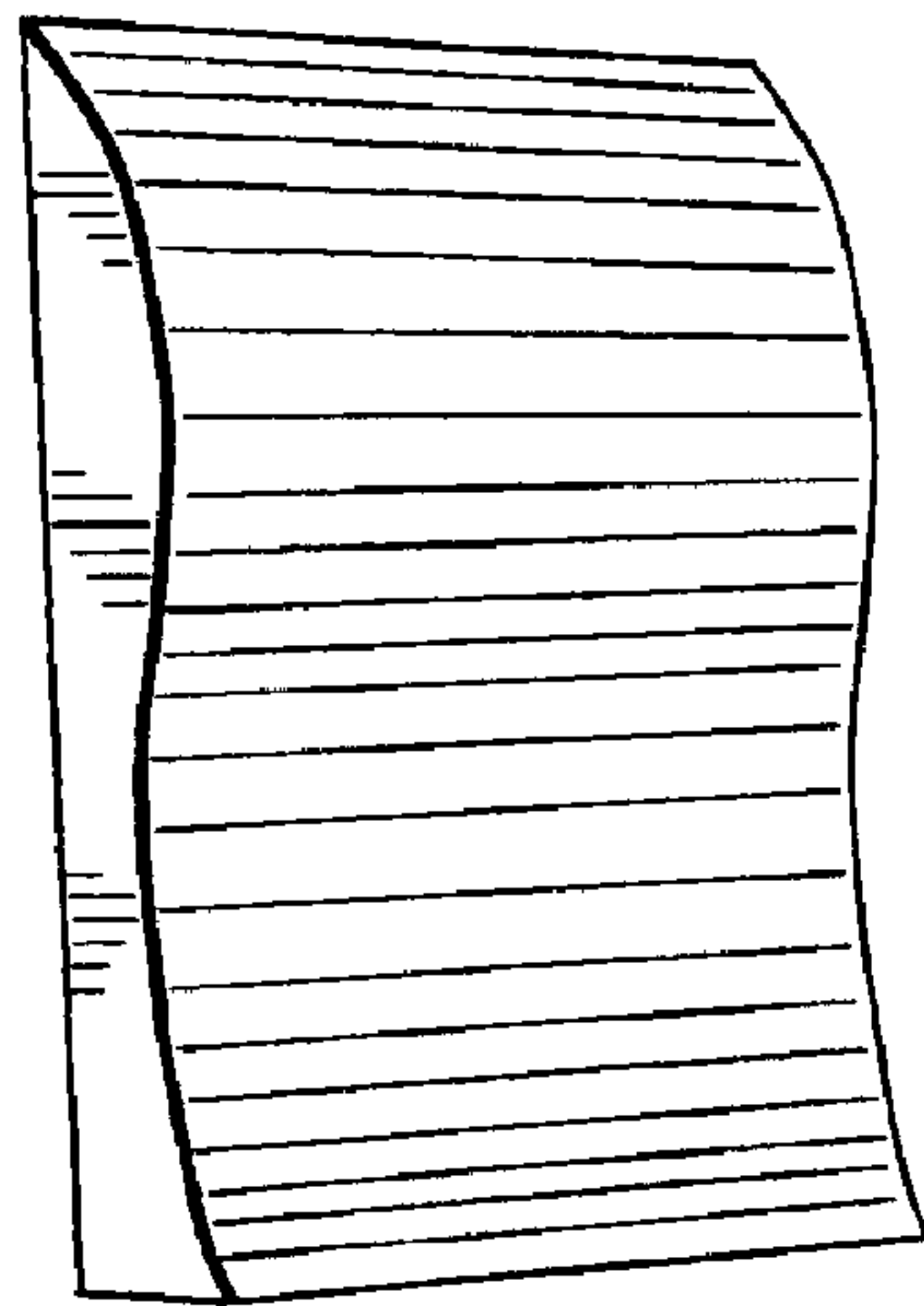


Fig. 2




Fig. 3



Fig. 4




Fig. 7




Fig. 5

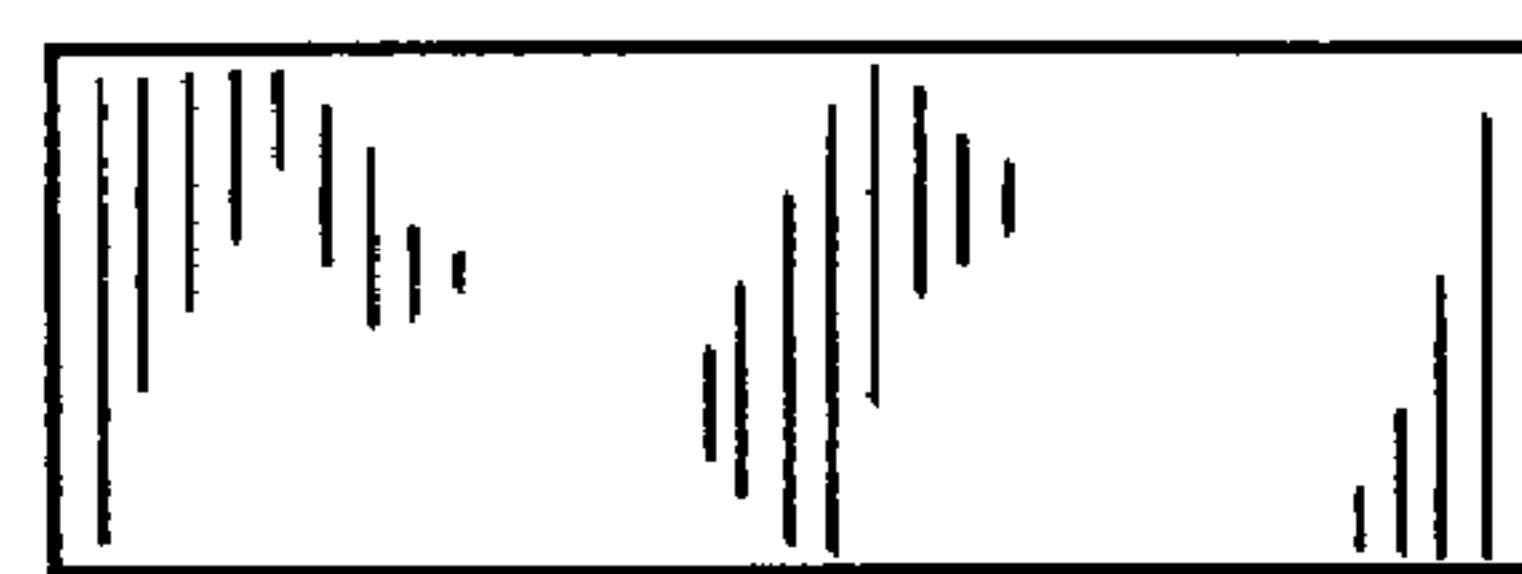


Fig. 6