



US00D529315S

(12) **United States Design Patent**
Villalobos et al.

(10) **Patent No.:** **US D529,315 S**
(45) **Date of Patent:** **** Oct. 3, 2006**

- (54) **BASE FOR A TELEVISION SET**
- (75) Inventors: **Ernesto Villalobos**, Chula Vista, CA
(US); **Sage Baker**, San Diego, CA
(US); **Masaaki Goto**, Niihama (JP)
- (73) Assignee: **Matsushita Electric Industrial Co., Ltd.**, Osaka (JP)
- (**) Term: **14 Years**
- (21) Appl. No.: **29/218,681**
- (22) Filed: **Dec. 6, 2004**
- (51) **LOC (8) Cl.** **06-04**
- (52) **U.S. Cl.** **D6/477**
- (58) **Field of Classification Search** D6/460,
D6/461, 468, 474, 477-479; 312/7.2, 9.1;
108/59, 91, 92, 96; 211/40, 41.12, 42, 49.1,
211/50, 85.2, 90.04, 187, 190, 119.003, 134.153,
211/87.01, 71.01; D14/129
See application file for complete search history.

JP	D1120806	9/2001
JP	D1133226	2/2002
JP	D1166535	3/2003
JP	D1166550	3/2003
JP	D1181224	8/2003
JP	D1203798	4/2004

* cited by examiner

Primary Examiner—Cathron C. Brooks
(74) *Attorney, Agent, or Firm*—Brinks Hofer Gilson & Lione

(57) **CLAIM**

We claim the ornamental design for a base for a television set, as shown and described.

DESCRIPTION

FIG. 1 is a front perspective view of a base for a television set of the present invention;
FIG. 2 is a rear perspective view thereof;
FIG. 3 is a front view thereof;
FIG. 4 is a first side view thereof;
FIG. 5 is a rear view thereof;
FIG. 6 is a second side view thereof;
FIG. 7 is a top view thereof; and,
FIG. 8 is a bottom view thereof.

The ornamental design which is claimed is shown in solid lines in the drawings. Any broken lines in the drawings are for illustrative purposes only and form no part of the claimed design.

(56) **References Cited**

U.S. PATENT DOCUMENTS

D328,206 S	*	7/1992	Lewis	D6/441
D477,292 S		7/2003	Inoue et al.		
D500,930 S	*	1/2005	Goto et al.	D6/477
D505,807 S	*	6/2005	Goto et al.	D6/477
D506,328 S	*	6/2005	Inoue	D6/477
D518,664 S	*	4/2006	Villalobos et al.	D6/477
D518,667 S	*	4/2006	Joe et al.	D6/479

FOREIGN PATENT DOCUMENTS

JP D1104123 3/2001

1 Claim, 5 Drawing Sheets

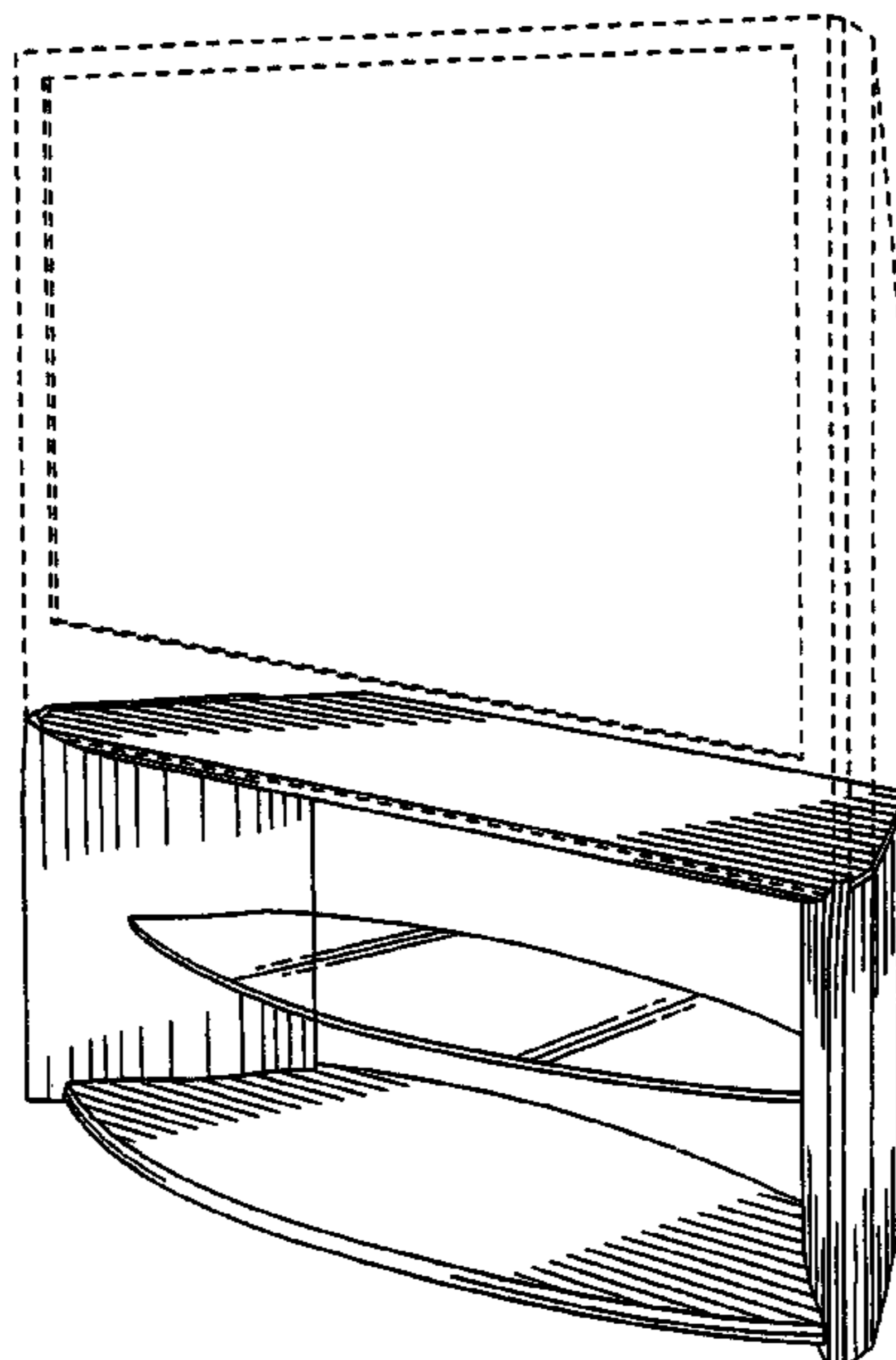


Fig. 1

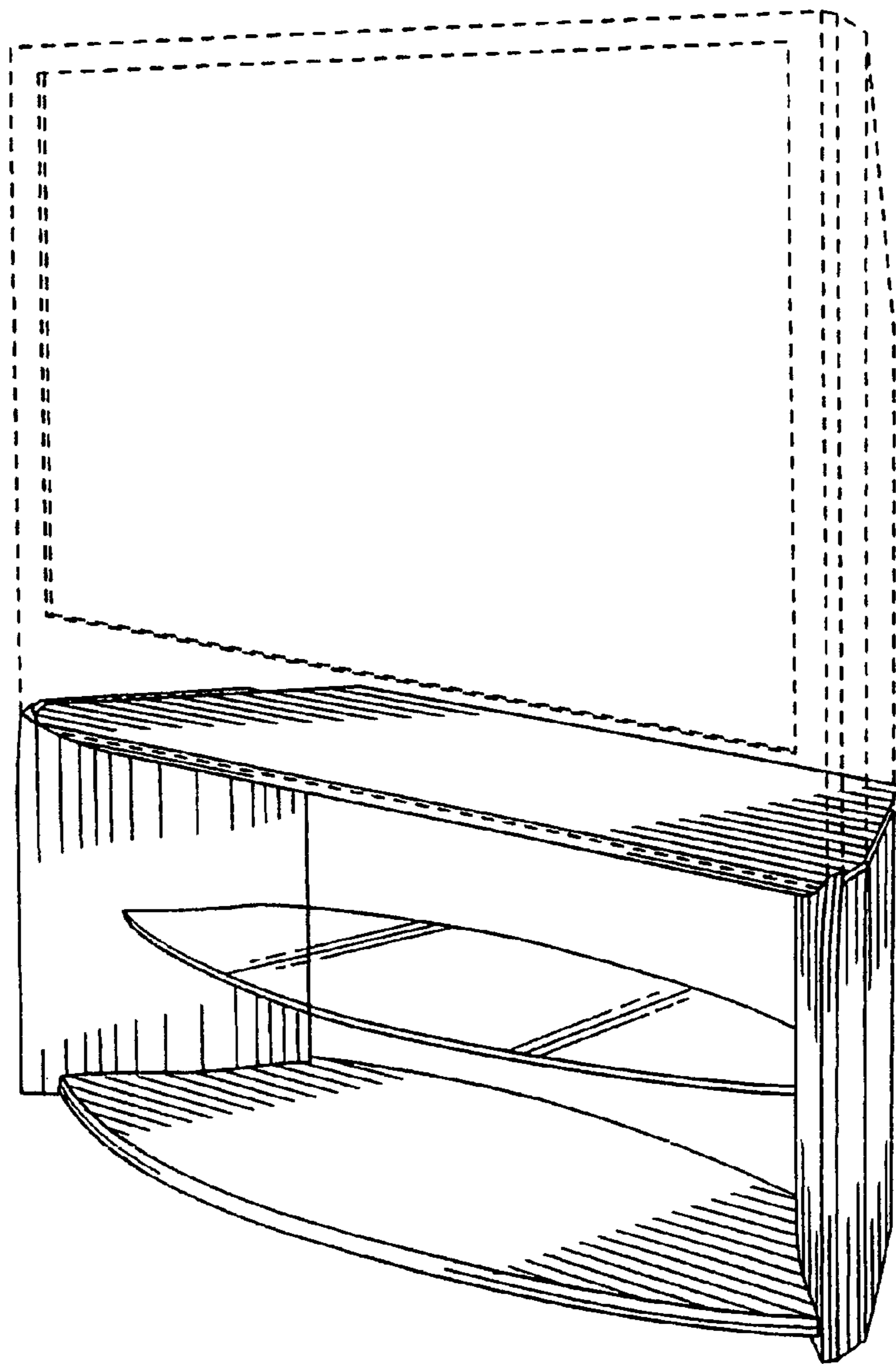


Fig.2

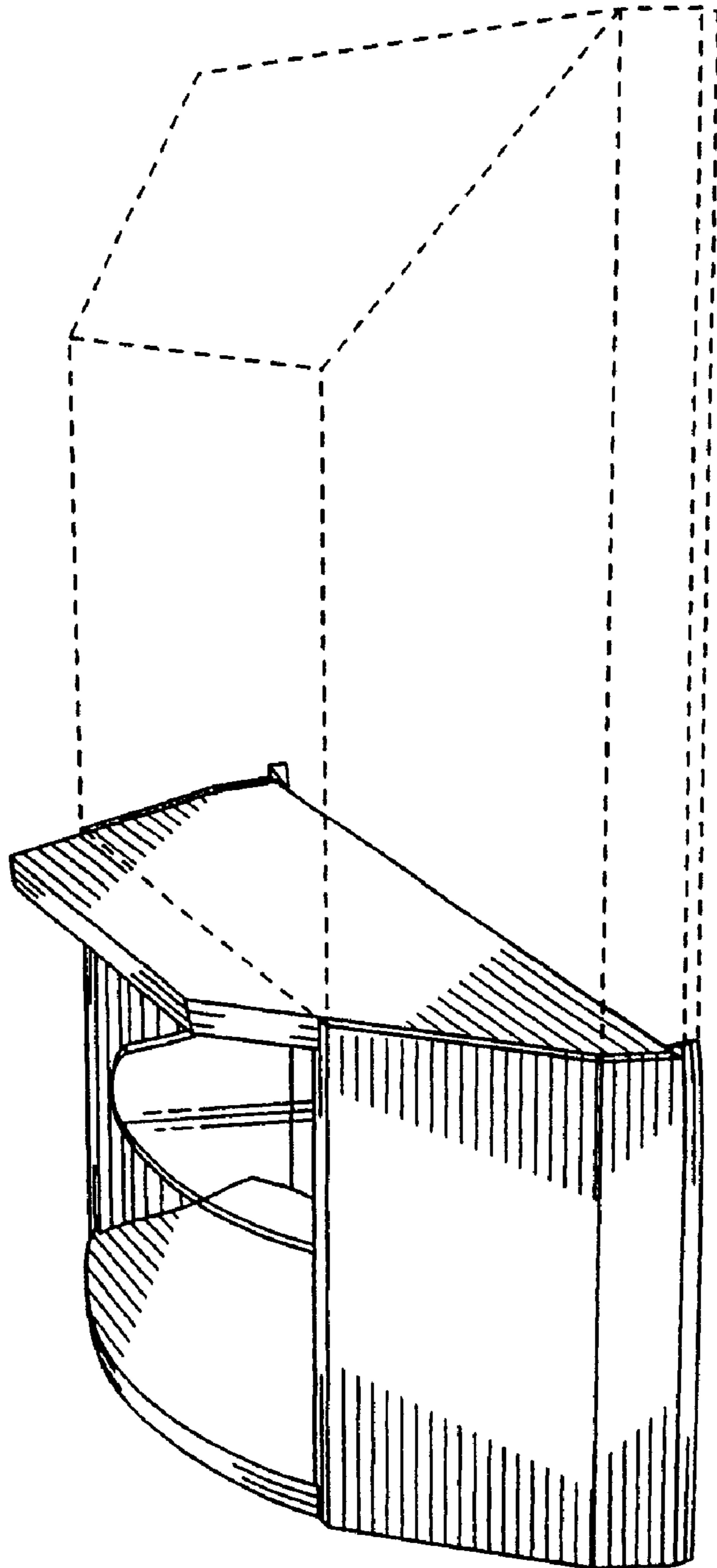


Fig.3




Fig.4

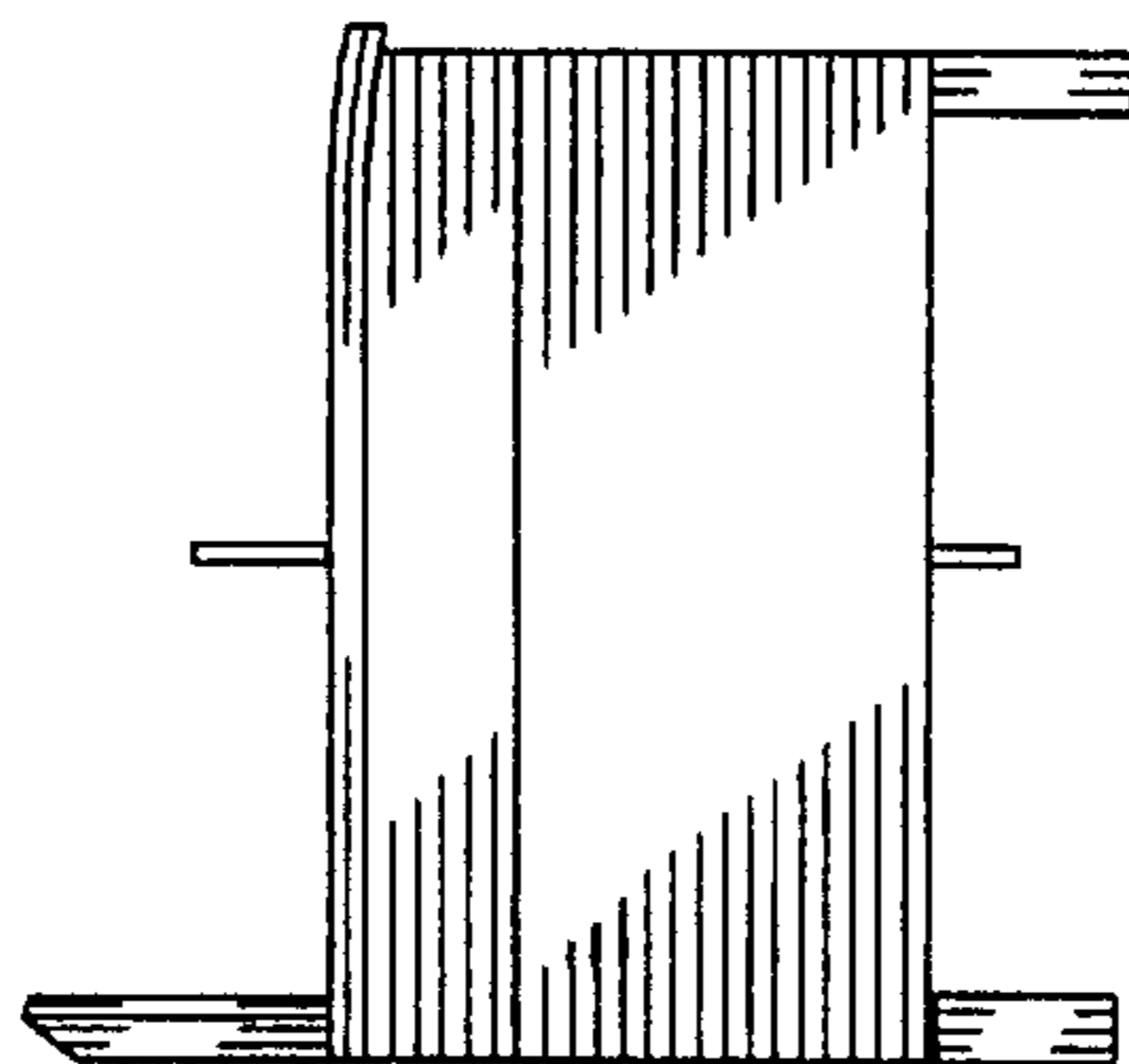


Fig.5




Fig.6

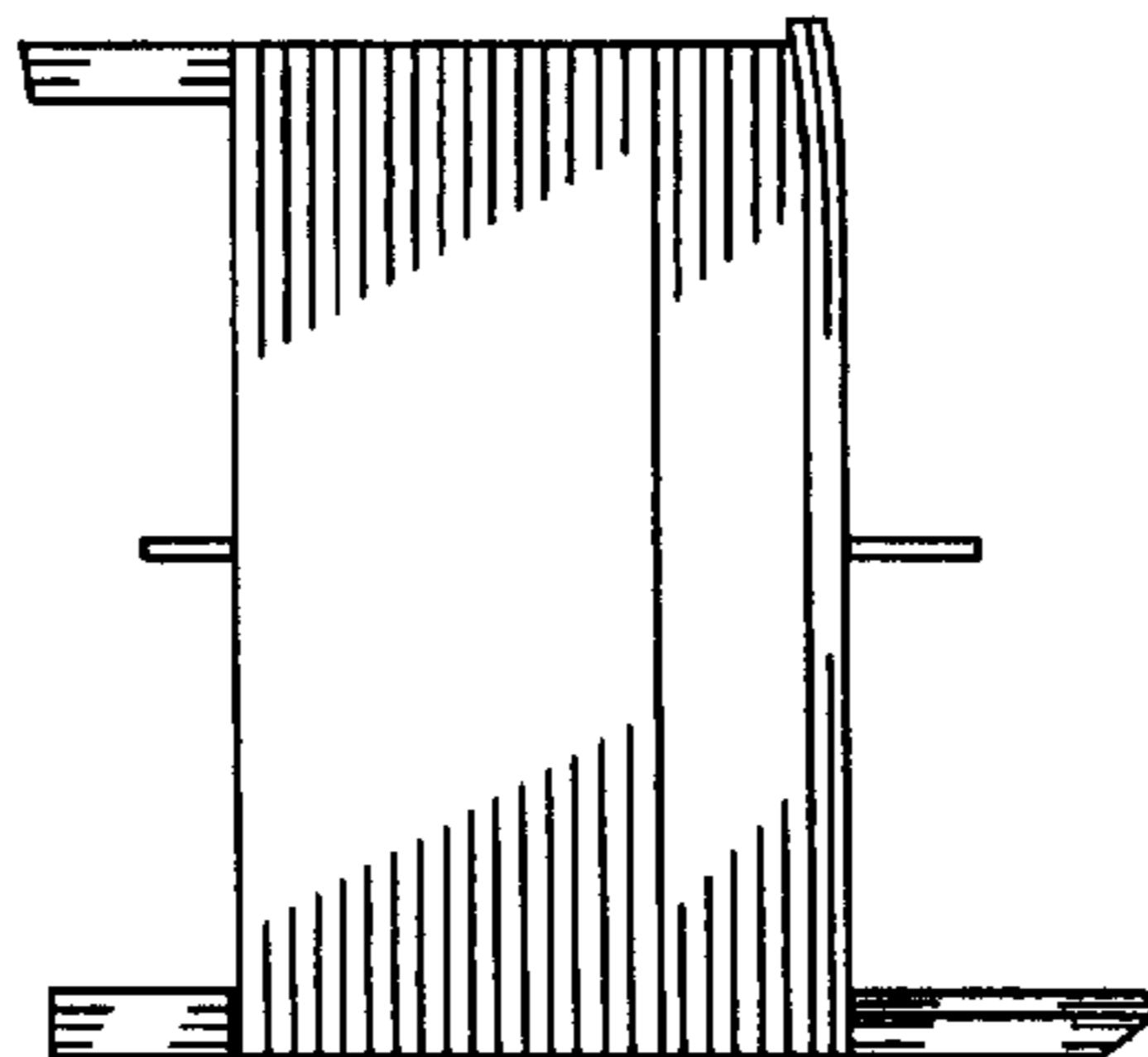


Fig7

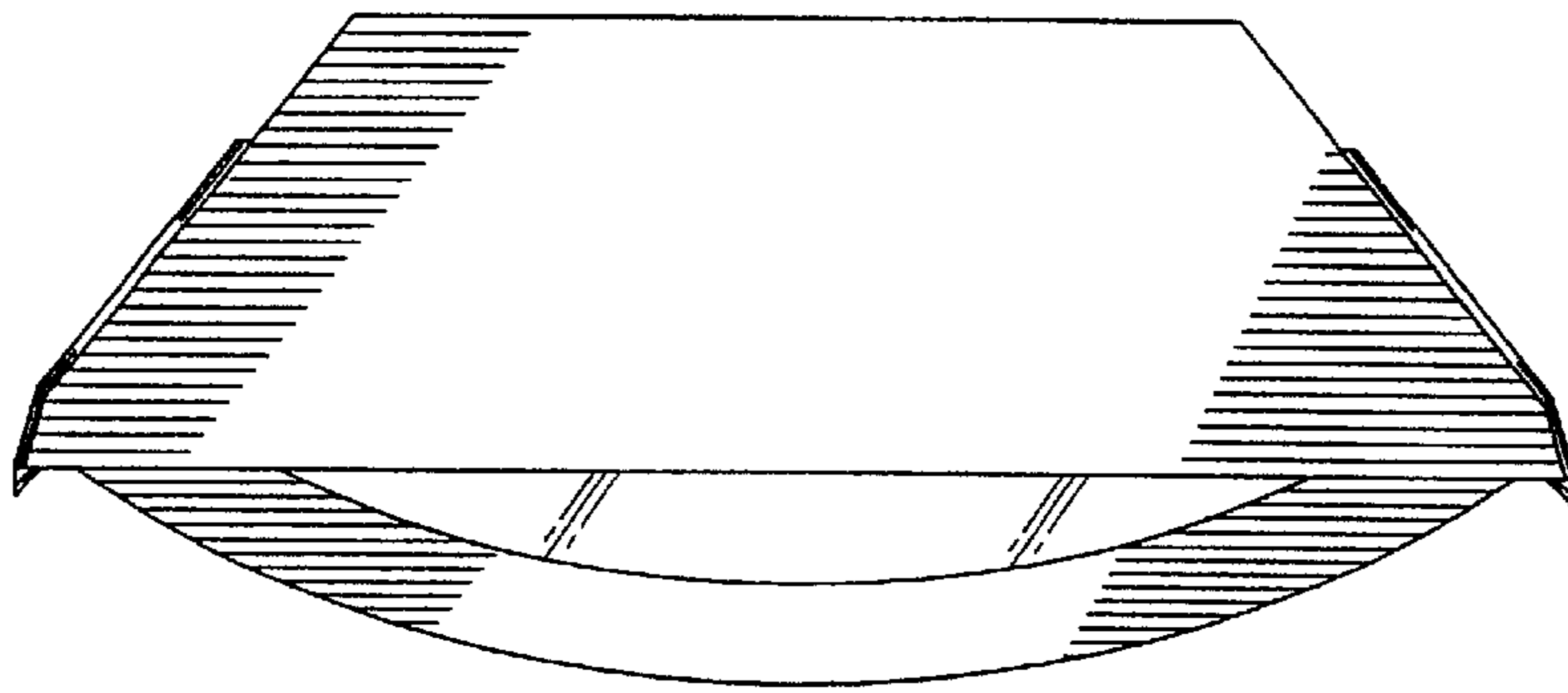


Fig. 8

