

US00D529312S

(12) **United States Design Patent**  
**Ridout et al.**

(10) **Patent No.:** **US D529,312 S**  
(45) **Date of Patent:** **\*\* Oct. 3, 2006**

- (54) **WALLPAPER DISPLAY PANEL**
- (75) Inventors: **John K. Ridout**, Cambridge (CA);  
**Maxine Tschanz**, Brampton (CA)
- (73) Assignee: **Norwall Group Inc.** (CA)
- (\*\*) Term: **14 Years**
- (21) Appl. No.: **29/216,805**
- (22) Filed: **Nov. 8, 2004**
- (51) **LOC (8) Cl.** ..... **06-04**
- (52) **U.S. Cl.** ..... **D6/468**
- (58) **Field of Classification Search** ..... D6/468,  
D6/473-479; 211/11, 42, 44, 50, 45, 48  
See application file for complete search history.

(56) **References Cited**

U.S. PATENT DOCUMENTS

3,138,261	A	*	6/1964	Witteborg	.....	211/45
D231,720	S	*	6/1974	Wolff	.....	D6/473
D251,711	S	*	5/1979	Schouten	.....	D6/468
D295,934	S	*	5/1988	Dyrhood	.....	D6/571
D313,325	S	*	1/1991	Delaney et al.	.....	D6/450
D322,523	S	*	12/1991	Brooks et al.	.....	D6/409
D370,140	S	*	5/1996	Gaietto	.....	D6/474

D377,427	S	*	1/1997	Ashton, II	.....	D6/474
D386,919	S	*	12/1997	Adenau et al.	.....	D6/473

\* cited by examiner

*Primary Examiner*—Cathron C. Brooks

(74) *Attorney, Agent, or Firm*—Roger A. Gilcrest

(57) **CLAIM**

The ornamental design for the wallpaper display panel, as shown in the drawings and described above.

**DESCRIPTION**

FIG. 1 is a side perspective view of the wallpaper display panel of the present invention.

FIG. 2 is a front view of the wallpaper display panel of FIG. 1.


FIG. 3 is a rear view of the wallpaper display panel of FIG. 1.


FIG. 4 is a side view of the wallpaper display panel of FIG. 1.

FIG. 5 is a top view of the wallpaper display panel of FIG. 1; and,

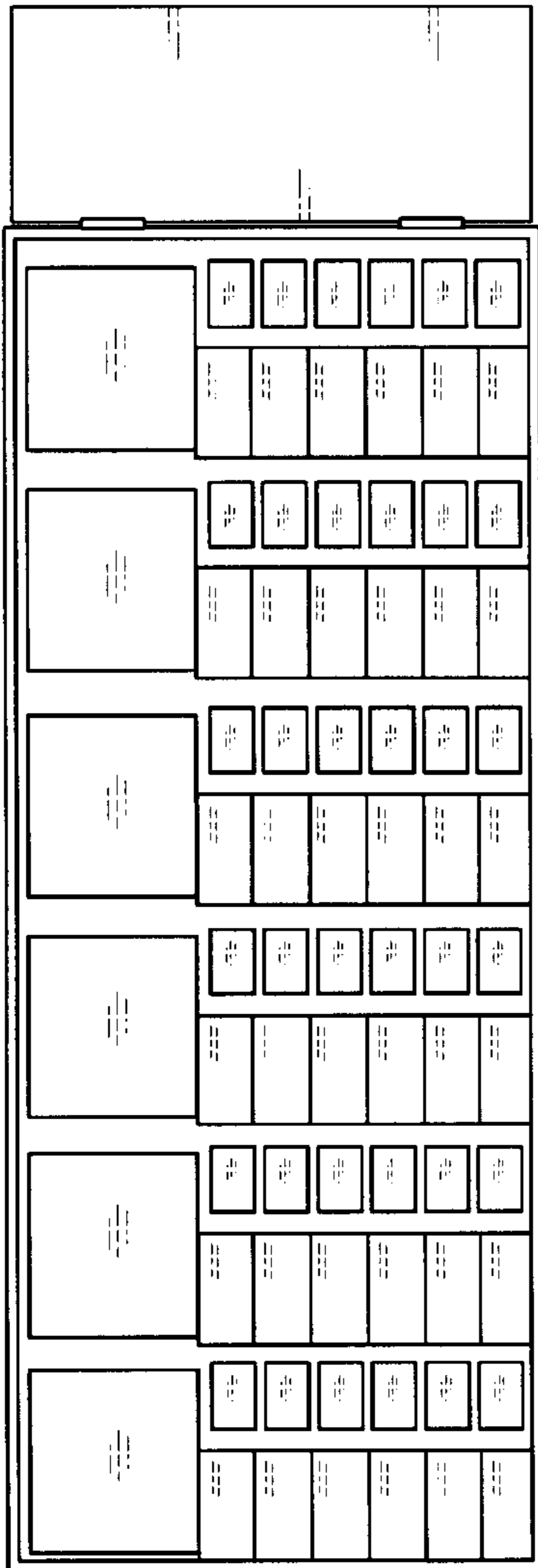
FIG. 6 is a bottom view of the wallpaper display panel of FIG. 1.

**1 Claim, 3 Drawing Sheets**






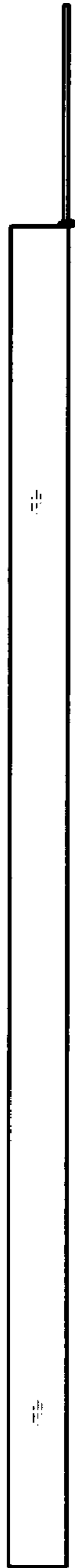
*Fig. 1*



*Fig. 2*



*Fig. 3*



*Fig. 4*



*Fig. 5*



*Fig. 6*