

US00D529305S

(12) **United States Design Patent** (10) **Patent No.:** **US D529,305 S**
Domack et al. (45) **Date of Patent:** **** Oct. 3, 2006**

(54) **CHAIR**

D489,913 S * 5/2004 Wanek et al. D6/379
D503,293 S * 3/2005 Schmitt D6/379

(75) Inventors: **Randy D. Domack**, Trempealeau, WI
(US); **Terry A. Everson**, Blair, WI
(US)

OTHER PUBLICATIONS

Ashley Product Catalog, Spring 2003, vol. 5, Series 1,
Naples, D205-25-01(4)-74, p. 95.

(73) Assignee: **Ashley Furniture Industries, Inc.**,
Arcadia, WI (US)

Ashley Product Catalog, Spring 2003, vol. 5, Series 1,
Newhouse, D208-15-01, p. 97.

(**) Term: **14 Years**

* cited by examiner

(21) Appl. No.: **29/238,250**

Primary Examiner—Mimosa De

(22) Filed: **Sep. 12, 2005**

(74) *Attorney, Agent, or Firm*—Patterson, Thuente, Skaar &
Christensen, P.A.

(51) **LOC (8) Cl.** **06-01**

(57) **CLAIM**

(52) **U.S. Cl.** **D6/370; D6/379**

We claim the ornamental design for a chair, as shown and
described.

(58) **Field of Classification Search** D6/334,
D6/358, 370, 374, 379, 380, 500, 501, 502,
D6/381; 297/445.1, 446.1, 452.63

DESCRIPTION

See application file for complete search history.

FIG. 1 is a perspective view of a chair of the invention.

(56) **References Cited**

FIG. 2 is a slightly enlarged front elevational view of a chair
of the invention.

U.S. PATENT DOCUMENTS

FIG. 3 is a slightly enlarged rear elevational view of a chair
of the invention.


D69,692 S	*	3/1926	Erskine	D6/358
D81,172 S	*	5/1930	Whitcomb	D6/379
D295,003 S	*	4/1988	Keller	D6/380
D353,720 S	*	12/1994	Ward	D6/370
D431,120 S	*	9/2000	Hazen et al.	D6/370
D441,975 S	*	5/2001	McDaniel et al.	D6/379
D448,941 S	*	10/2001	McDaniel et al.	D6/370
D464,822 S	*	10/2002	Vaaler	D6/379
D466,710 S	*	12/2002	Cain	D6/370
D468,925 S	*	1/2003	Vaaler	D6/379

FIG. 4 is a slightly enlarged side elevational view of a chair
of the invention, the opposite side being a mirror image
thereof; and,

FIG. 5 is a slightly enlarged top plan view of a chair of the
invention.

The dashed lines represent environmental elements only and
form no part of the claimed design.

1 Claim, 5 Drawing Sheets







Fig. 1






Fig. 3

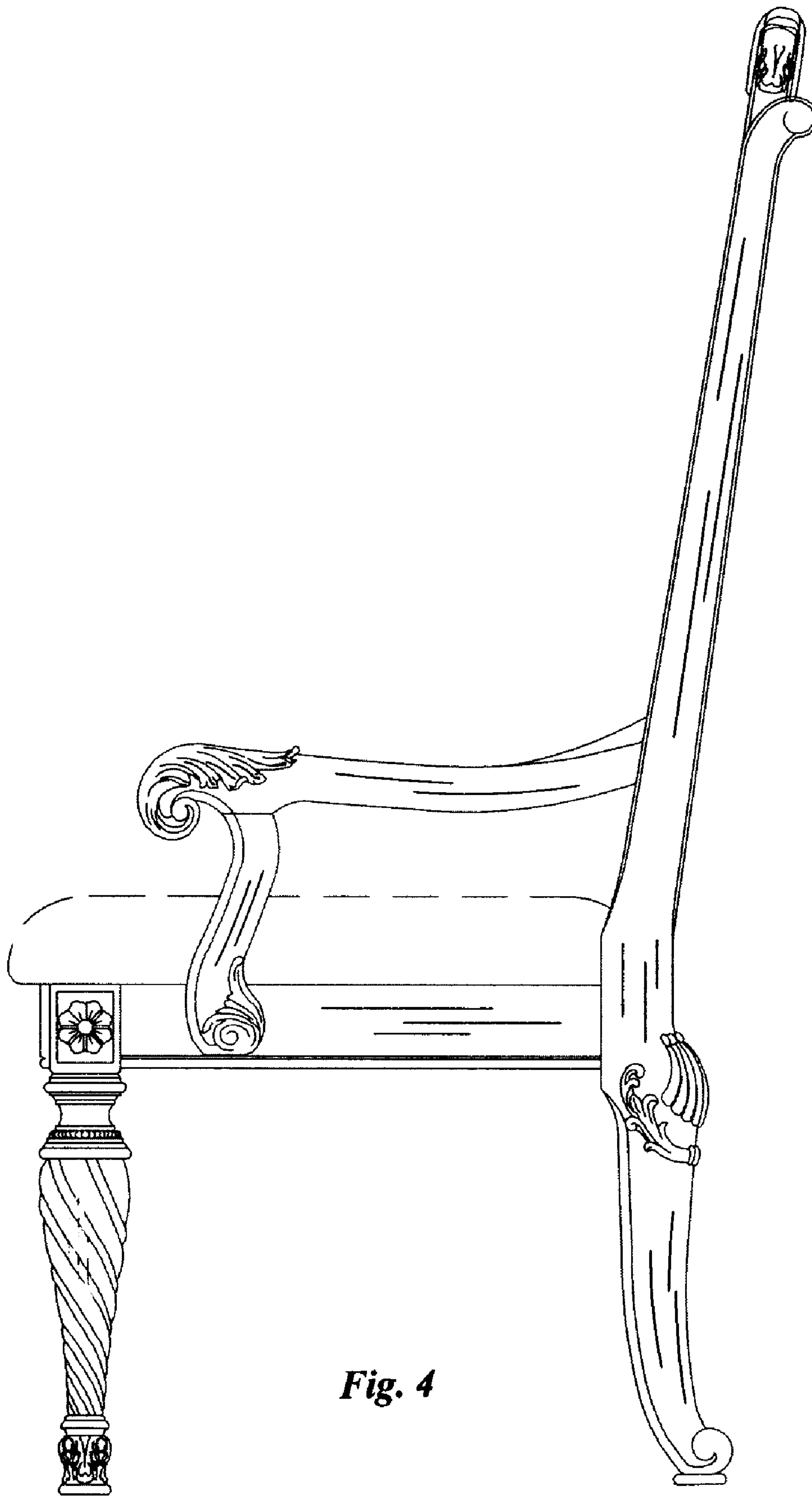


Fig. 4

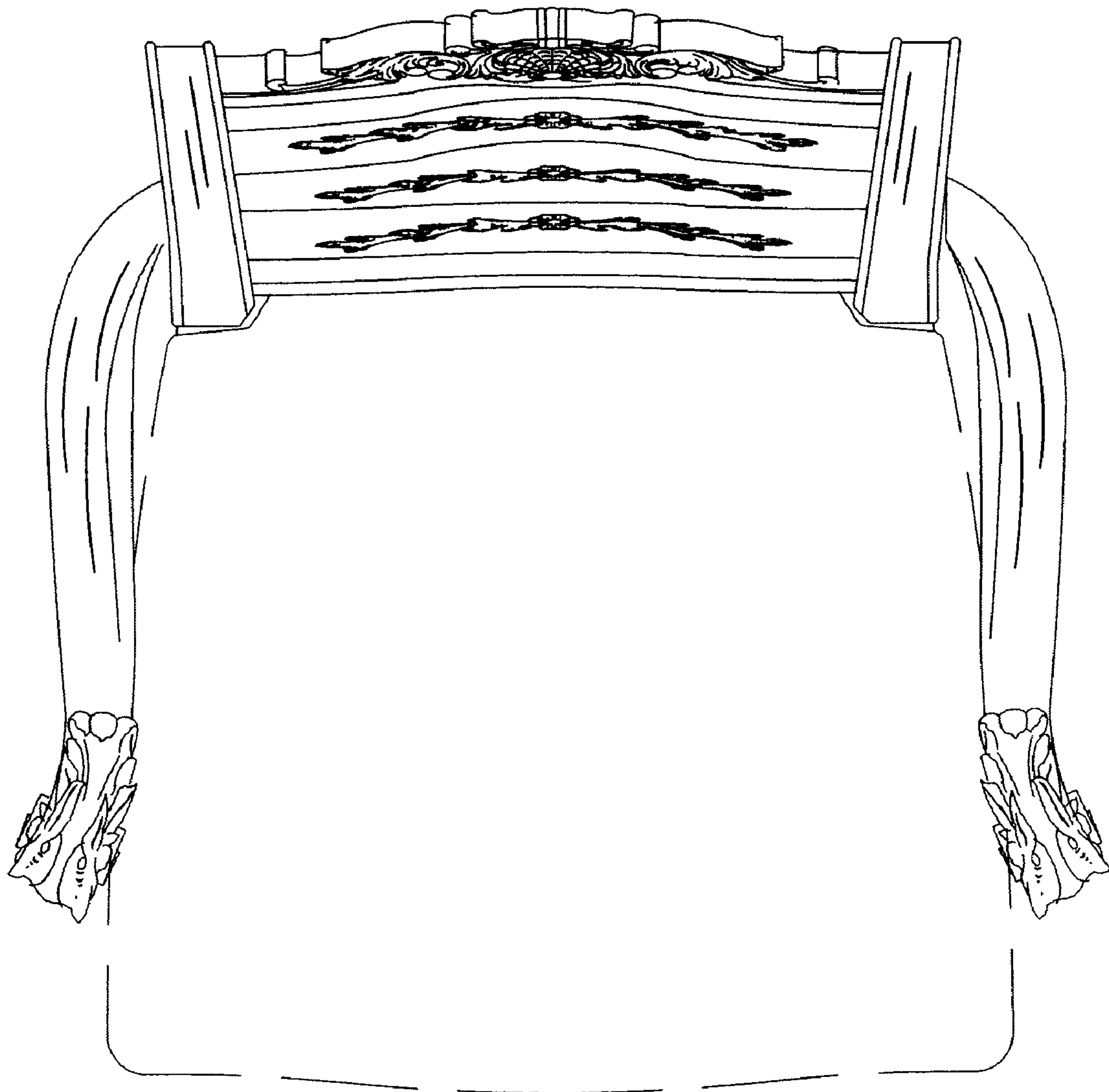


Fig. 5