

US00D529303S

(12) **United States Design Patent**
Gehry

(10) **Patent No.:** **US D529,303 S**

(45) **Date of Patent:** **** Oct. 3, 2006**

(54) **BENCH**

(75) **Inventor:** **Frank O. Gehry**, Los Angeles, CA
(US)

(73) **Assignee:** **Gehry Design, LLC**, Los Angeles, CA
(US)

(**) **Term:** **14 Years**

(21) **Appl. No.:** **29/203,404**

(22) **Filed:** **Apr. 13, 2004**

(51) **LOC (8) Cl.** **06-01**

(52) **U.S. Cl.** **D6/349**

(58) **Field of Classification Search** D6/334-339,
D6/349, 352, 364-366, 353, 369, 370, 495,
D6/500-502; 5/12.1; 297/445.1, 232, 446.1,
297/447.3, 448.1, 452.1

See application file for complete search history.

(56) **References Cited**

U.S. PATENT DOCUMENTS

2,805,430	A	*	9/1957	Philbrick	114/363
D202,777	S	*	11/1965	Pearsall	D6/381
4,185,125	A	*	1/1980	Sakakibara et al.	426/439
4,618,924	A	*	10/1986	Hinds	700/86
4,666,162	A	*	5/1987	Campbell	273/249
D330,654	S	*	11/1992	Bareiss	D6/495
D330,655	S	*	11/1992	Bareiss	D6/495
D430,412	S	*	9/2000	Lewis	D6/334
D431,379	S	*	10/2000	Lewis	D6/334
D439,447	S	*	3/2001	Diekman	D6/486

D444,305	S	*	7/2001	Mourgue	D6/335
D444,957	S	*	7/2001	Kagan	D6/377
D446,962	S	*	8/2001	Mourgue	D6/381
D471,888	S	*	3/2003	Solland	D14/204

OTHER PUBLICATIONS

Modern Plastics Corp. ad, series 200—Radius Cube, 1 pg.*
Interior Design Article, Feb. 1989, 1 pg., Ke-zu arm chair
with ottoman.*

In-Stock monofrom cube tables ad, pp. 4 & 5, Intrex Inc.
1983 catalog.*

Scott Burton rock bench, The Baltimore Museum of Art
catalog, c. 1986, 1 pg.*

Rosie sofa designed by Guy Hill, Thayer Coggin brochure,
2 pgs.*

* cited by examiner

Primary Examiner—Sandra S. Snapp

(74) *Attorney, Agent, or Firm*—Gottlieb, Rackman &
Reisman, P.C.

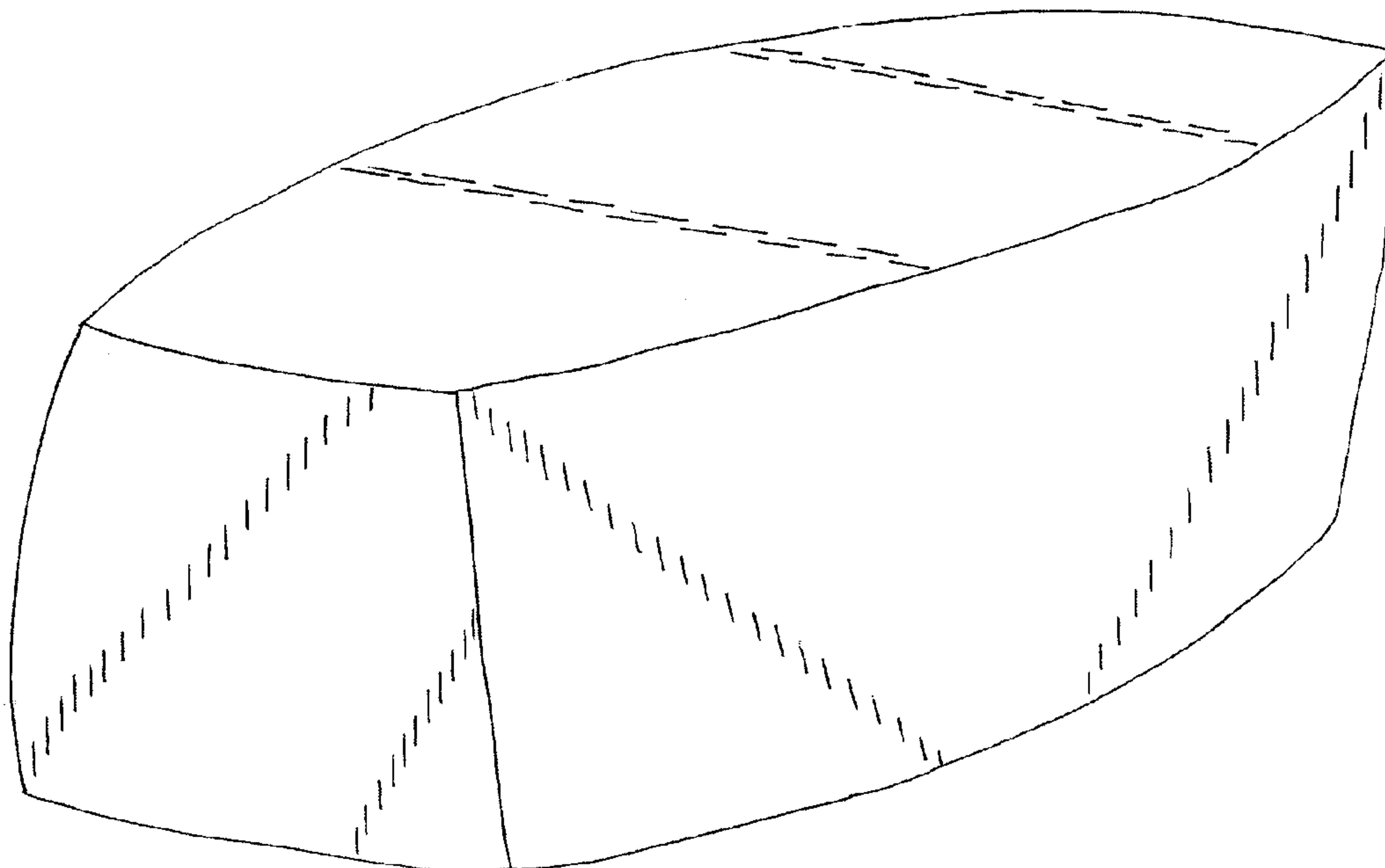
(57) **CLAIM**

The ornamental design for a bench, as shown and described.

DESCRIPTION

FIG. 1 is a perspective view of a design for a bench;
FIG. 2 is another perspective view of said design;
FIG. 3 is another perspective view of said design;
FIG. 4 is another perspective view of said design; and,
FIG. 5 is another perspective view of said design.

1 Claim, 5 Drawing Sheets



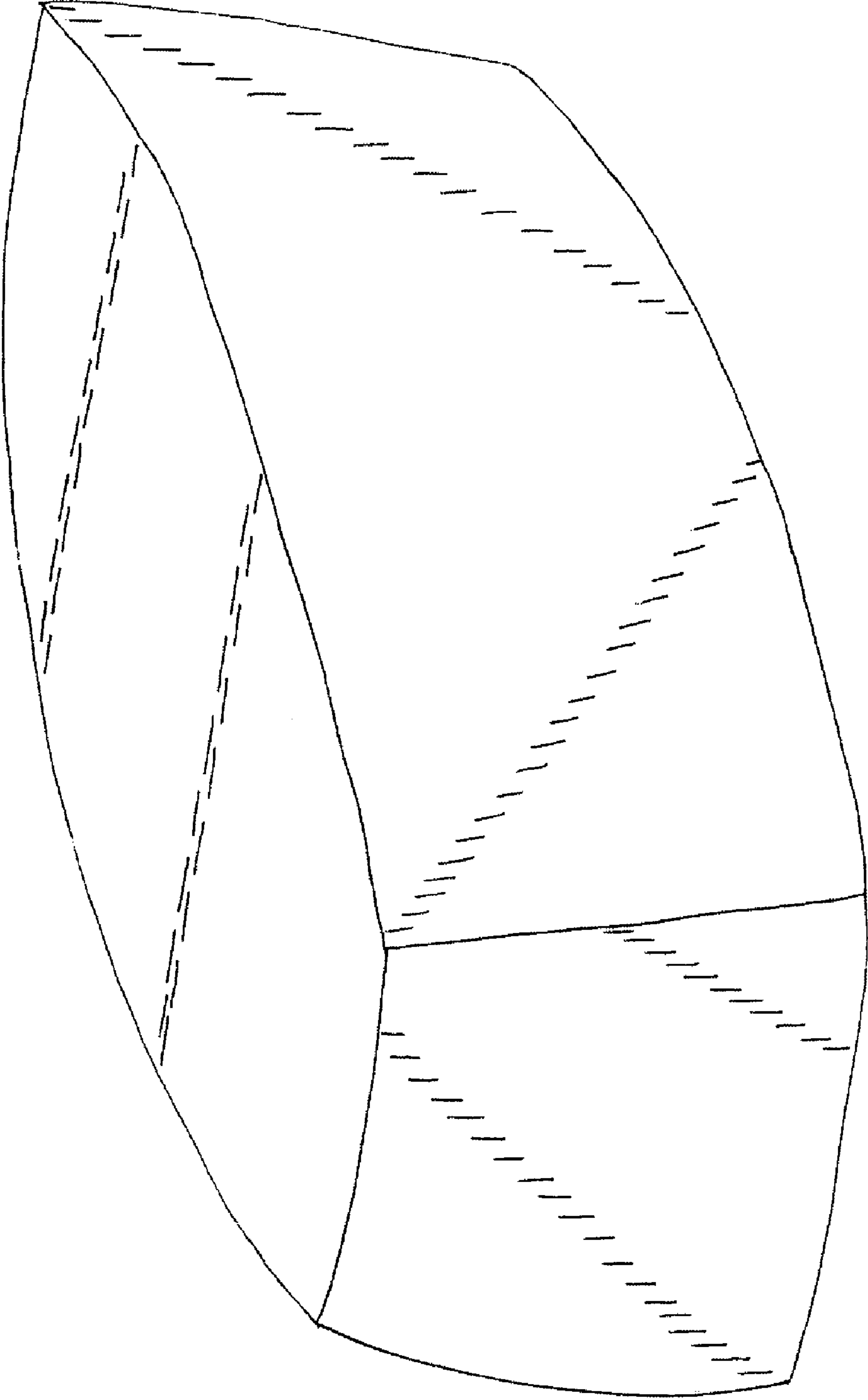


FIG. 1

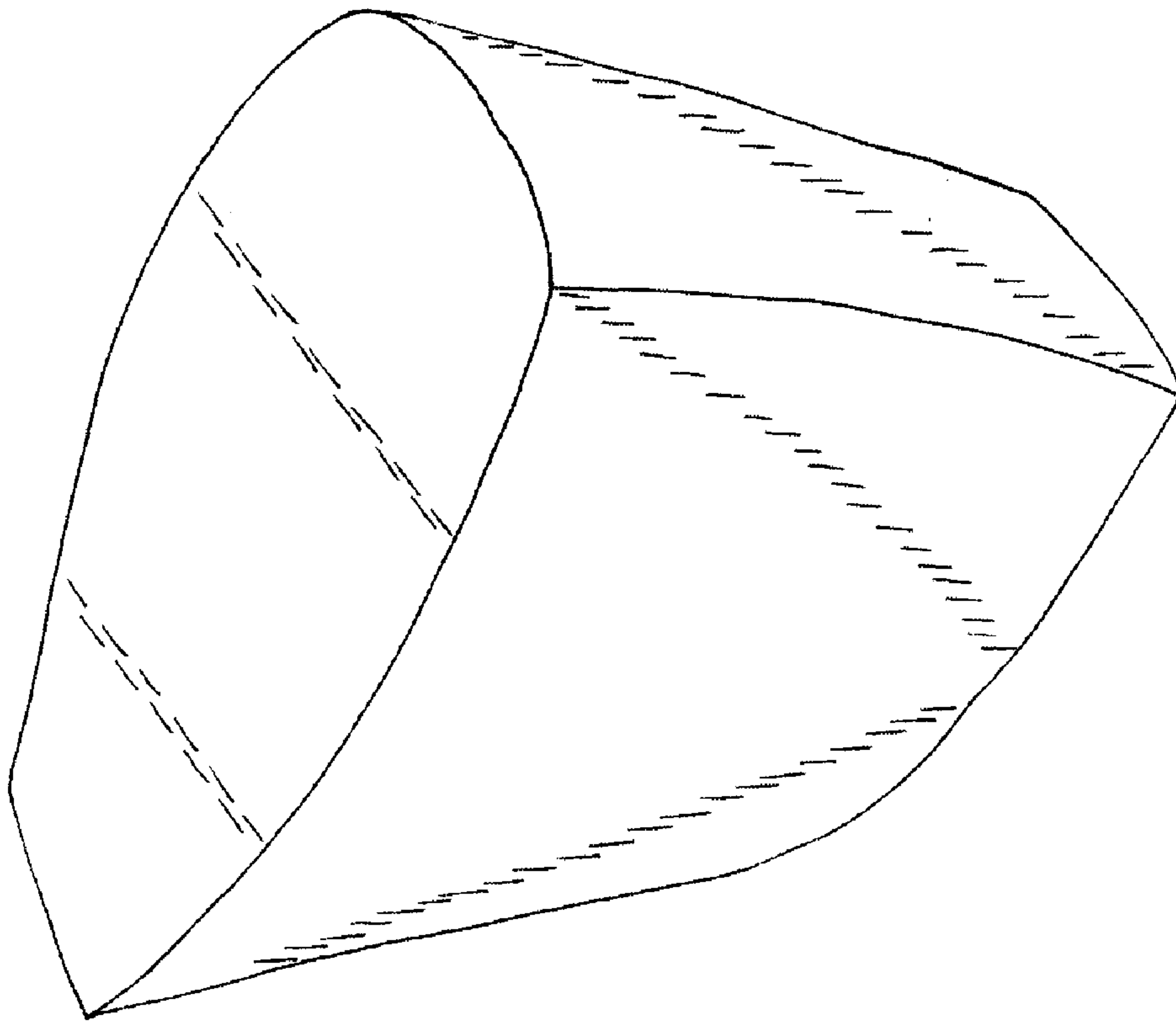


FIG. 2

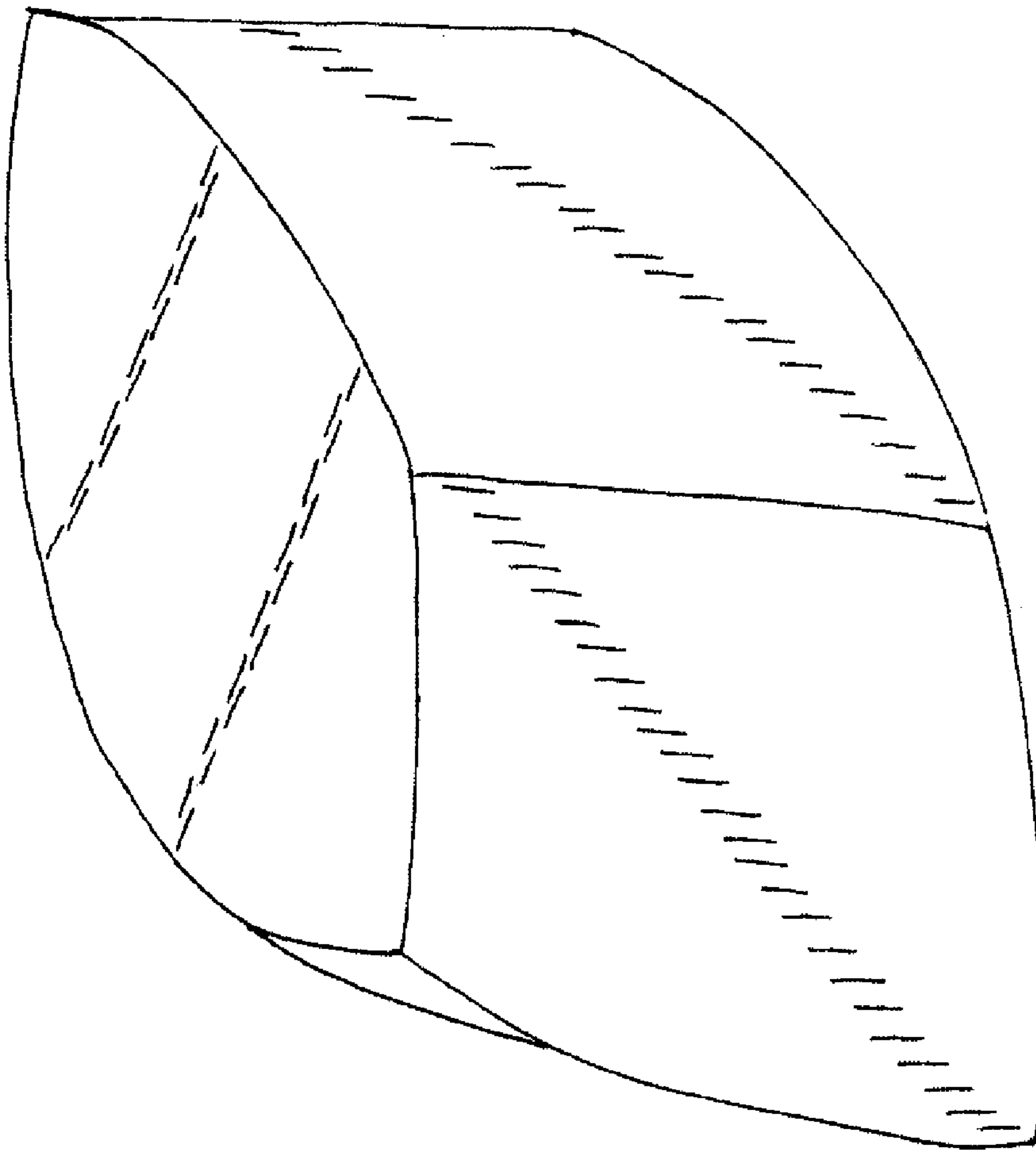


FIG. 3

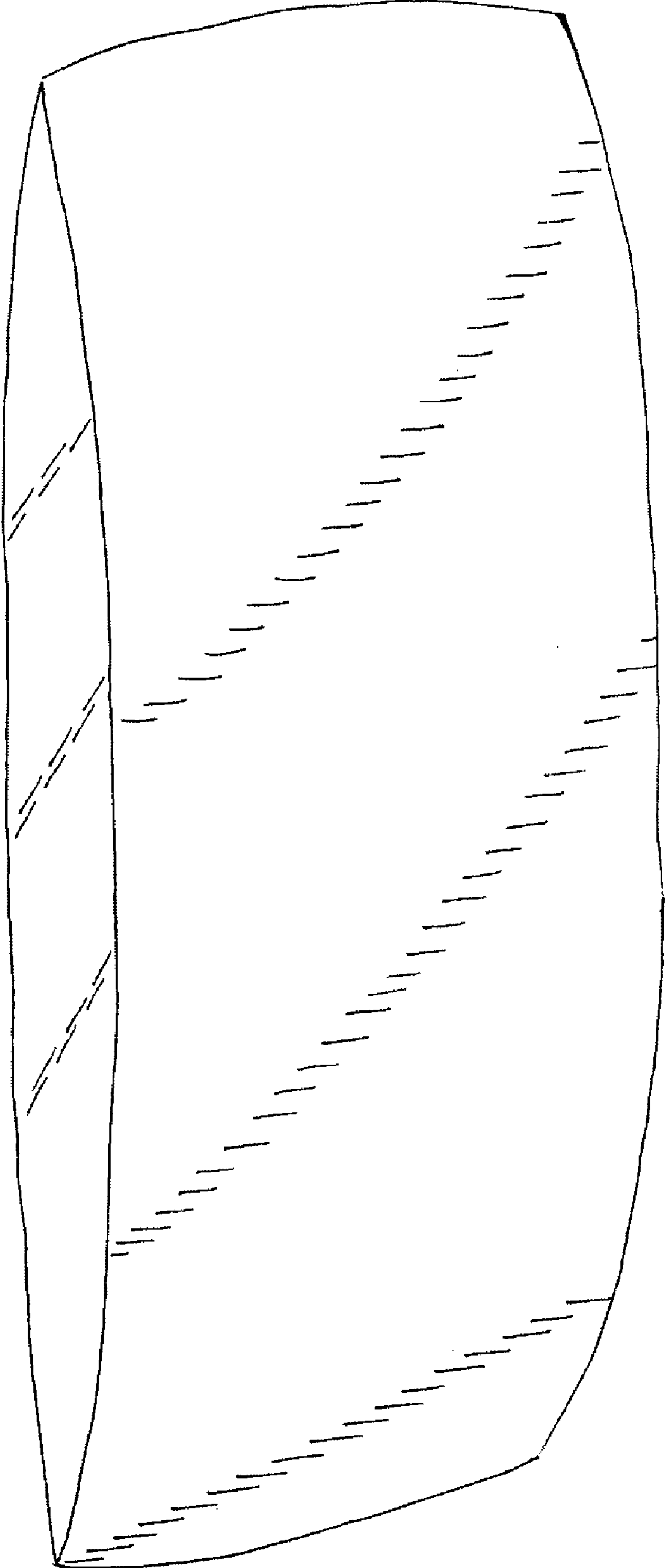


FIG. 4

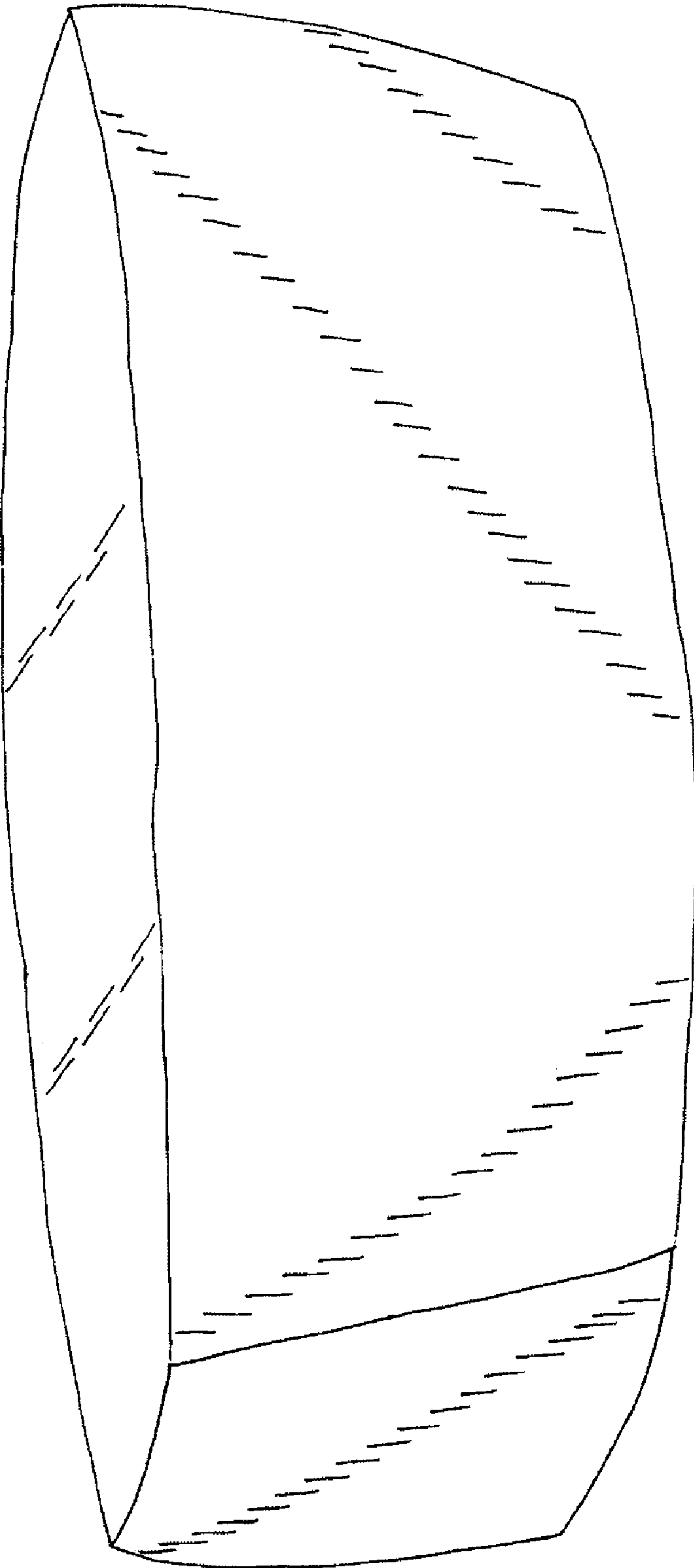


FIG. 5