



US00D529298S

(12) **United States Design Patent**
Houssian

(10) **Patent No.:** **US D529,298 S**

(45) **Date of Patent:** **** Oct. 3, 2006**

(54) **FRAME MOULDING**

3,965,601 A 6/1976 Nielsen
D379,237 S * 5/1997 Leonelli D25/119
D419,693 S * 1/2000 Hersh et al. D25/119

(76) Inventor: **Vazgen Houssian**, c/o Nielson &
Bainbridge, LLC 40 Eisenhower Drive,
Paramus, NJ (US) 07652

* cited by examiner

(**) Term: **14 Years**

Primary Examiner—Doris Clark
(74) *Attorney, Agent, or Firm*—Stephen E. Feldman

(21) Appl. No.: **29/159,853**

(57) **CLAIM**

(22) Filed: **Apr. 29, 2002**

I claim, the ornamental design for a frame moulding, as shown and described.

(51) **LOC (8) Cl.** **06-07**

(52) **U.S. Cl.** **D6/300; D25/136**

(58) **Field of Classification Search** D25/121,
D25/136, 119, 124, 125, 52, 60; 52/716.1,
52/717.01, 716.8, 718.04; D6/300; 40/700
See application file for complete search history.

DESCRIPTION

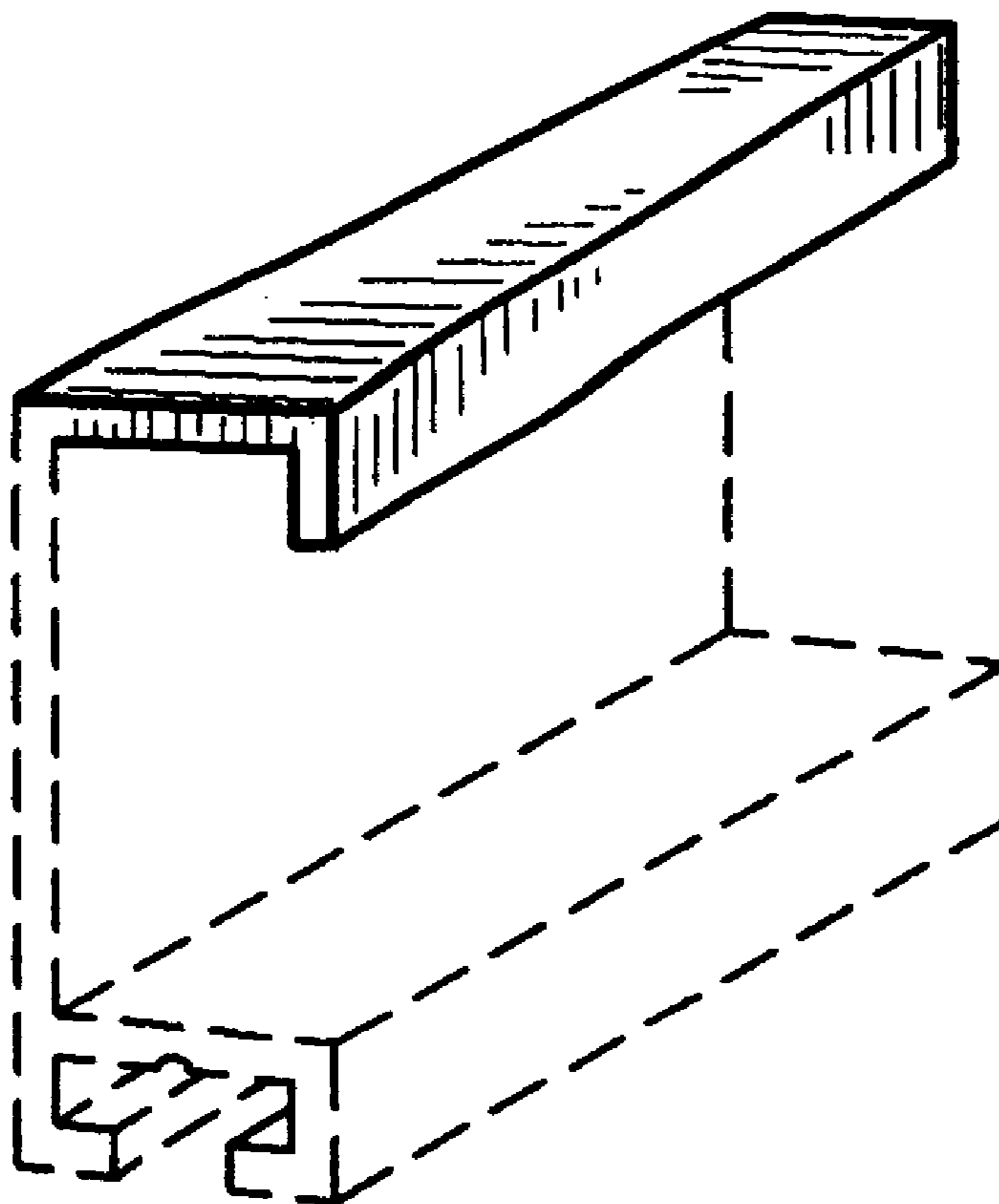
FIG. 1 is a perspective view of the frame moulding of the invention;
FIG. 2 is a plan view of the invention;
FIG. 3 is a bottom view of the invention;
FIG. 4 is a left side view of the invention;
FIG. 5 is a right side view of the invention; and,
FIG. 6 is a front view of the invention.
The dashed lines are to show environment only and form no part of the claimed design.

(56) **References Cited**

U.S. PATENT DOCUMENTS

2,687,194 A * 8/1954 Kelly 52/204.53
D208,533 S * 9/1967 Anderson D25/60
D223,487 S * 4/1972 Brashear D25/60

1 Claim, 1 Drawing Sheet



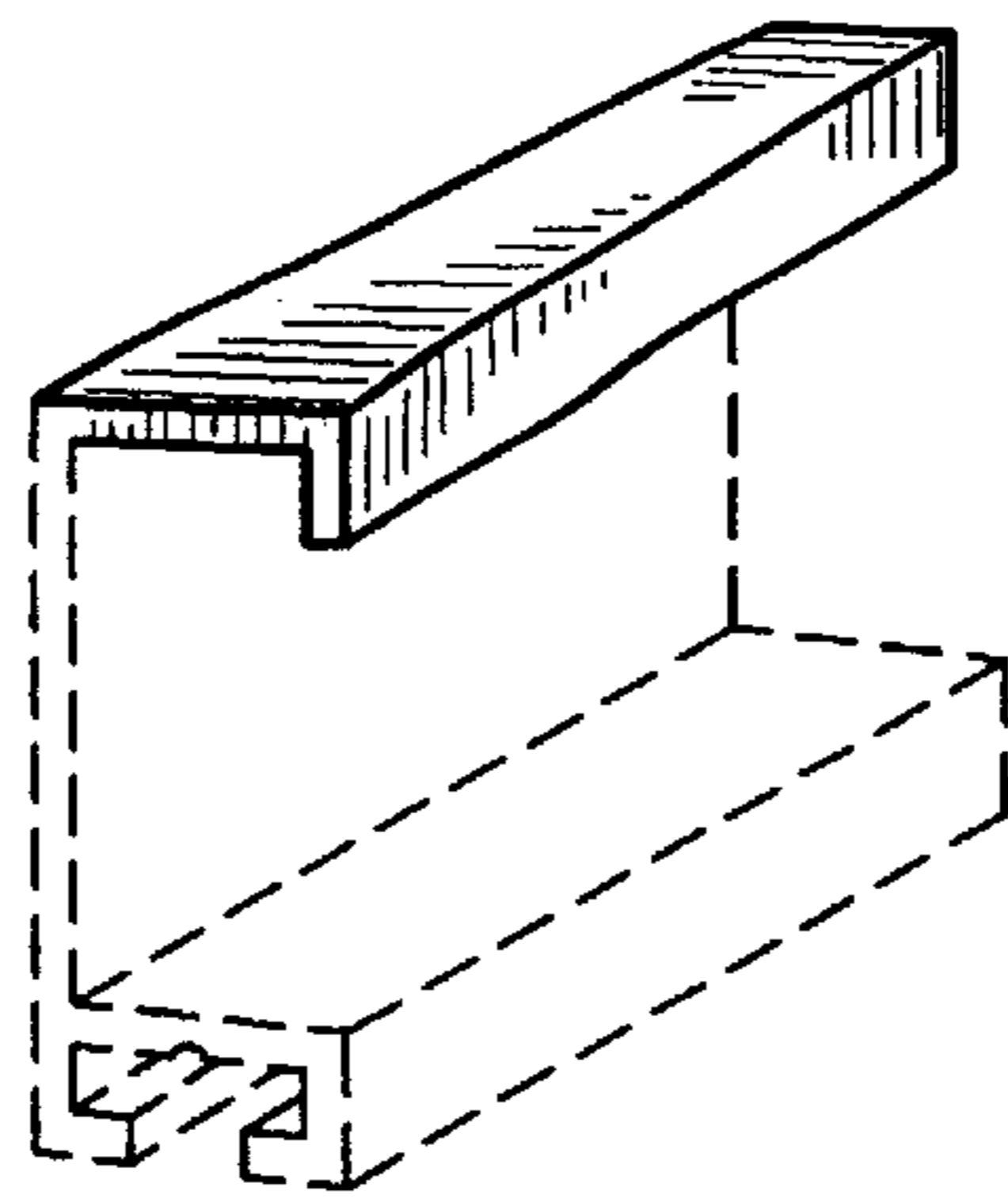


Fig. 1




Fig. 2



Fig. 4

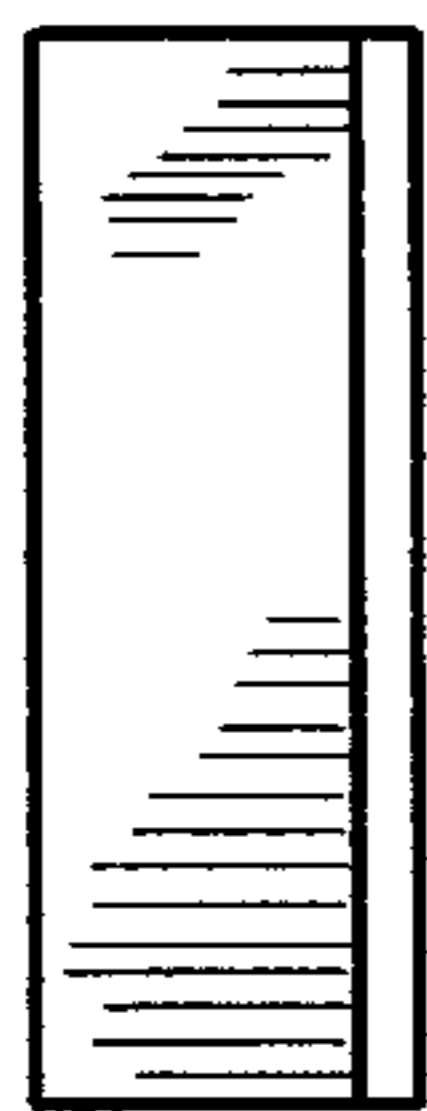


Fig. 3




Fig. 5




Fig. 6