

US00D529278S

(12) **United States Design Patent**
Swartz et al.

(10) **Patent No.:** **US D529,278 S**
(45) **Date of Patent:** **** Oct. 3, 2006**

(54) **TWO BOTTLE TOTE APPARATUS**

(75) Inventors: **John Roscoe Swartz**, Ridgewood, NJ (US); **Aaron Lown**, Tuxedo, NY (US)

(73) Assignee: **Built NY, Inc.**, New York, NY (US)

(**) Term: **14 Years**

(21) Appl. No.: **29/220,930**

(22) Filed: **Jan. 8, 2005**

4,062,392 A	12/1977	Ishii	
4,180,111 A	12/1979	Davis	
4,197,890 A	4/1980	Simko	
D266,048 S	9/1982	Zillis	
4,428,484 A	1/1984	Rattay et al.	
D289,128 S	4/1987	Bradshaw	
4,681,225 A	7/1987	Schuster	
4,696,403 A	9/1987	Hoover	
D292,879 S	* 11/1987	Smith	D9/753
4,750,639 A	6/1988	Schaerer	
4,832,188 A	* 5/1989	Christie	206/162
4,872,766 A	10/1989	Dancy	
4,884,683 A	12/1989	Ford	

Related U.S. Application Data

(Continued)

(63) Continuation of application No. 10/816,676, filed on Apr. 2, 2004.

(51) **LOC (8) Cl.** **09-01**

(52) **U.S. Cl.** **D3/202**

(58) **Field of Classification Search** D3/201, D3/219, 220, 226, 229, 232, 202, 246, 303, D3/316; D9/702-705, 710, 711, 751, 753, D9/754, 444, 445; 206/139, 428, 433; 220/509, 220/515; 383/10, 38, 127

See application file for complete search history.

(56) **References Cited**

U.S. PATENT DOCUMENTS

665,942 A	1/1901	Tabler	
1,808,375 A	6/1931	Plooster	
1,983,418 A	12/1934	Thurmer	
2,123,031 A	7/1938	Weiner	
2,297,375 A	9/1942	Vogt	
D142,442 S	* 9/1945	Rath	D3/246
D160,564 S	* 10/1950	Vines	D9/753
3,559,873 A	2/1971	Hart	

Primary Examiner—Louis S. Zarfes

Assistant Examiner—John Windmuller

(74) *Attorney, Agent, or Firm*—Lackenbach Siegel LLP

(57) **CLAIM**

The ornamental design for a two bottle tote apparatus, as shown and described.

DESCRIPTION

FIG. 1 is a front elevational view of a two bottle tote apparatus showing our new design;

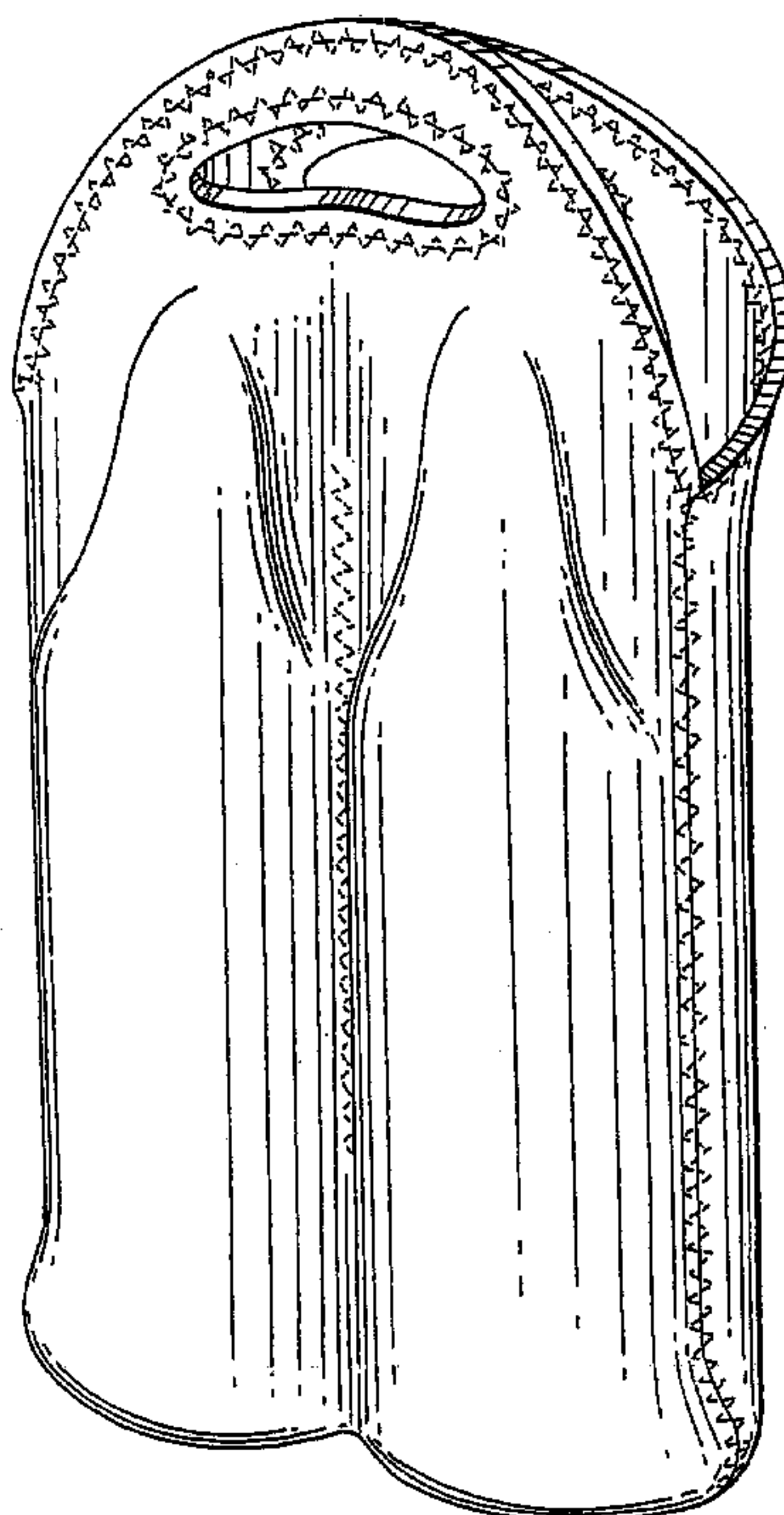
FIG. 2 is a rear elevational view thereof;

FIG. 3 is a front perspective view thereof with bottles inserted; and,

FIG. 4 is a front elevational view thereof with bottles inserted.

The broken line showing of stitching and piping is for illustrative purposes only and forms no part of the claimed design.

1 Claim, 4 Drawing Sheets



US D529,278 S

Page 2

U.S. PATENT DOCUMENTS					
			6,131,780 A	10/2000	Becker
			D433,802 S	11/2000	Graham
4,955,516 A	9/1990	Satterfield	D435,964 S *	1/2001	Lentz D3/239
4,984,662 A	1/1991	Jacober	D441,612 S	5/2001	Hamilton
5,050,998 A	9/1991	Wachtel	D451,665 S	12/2001	Phillips et al.
5,090,526 A	2/1992	Jacober	D462,164 S	9/2002	Phillips
5,110,020 A	5/1992	Uhl	D466,002 S *	11/2002	Jones D9/710
D330,852 S *	11/1992	Gontowski et al.	D469,956 S *	2/2003	Cone et al. D3/303
		D9/703	D474,887 S	5/2003	Forster
D357,845 S	5/1995	Herszenberg	2001/0031104 A1	10/2001	Vazquez
5,503,476 A	4/1996	Hamdan	2002/0166779 A1	11/2002	Etesse et al.
D379,119 S	5/1997	Wolfe et al.	2003/0128897 A1	7/2003	Lehrman
D404,203 S *	1/1999	Maier-Aichen D3/303	2003/0185465 A1	10/2003	Vazquez
D409,450 S	5/1999	Hamilton	2003/0228072 A1	12/2003	Tyberg
D414,083 S	9/1999	Hamilton			
6,062,434 A	5/2000	Melk			
6,068,402 A	5/2000	Freese et al.			

* cited by examiner

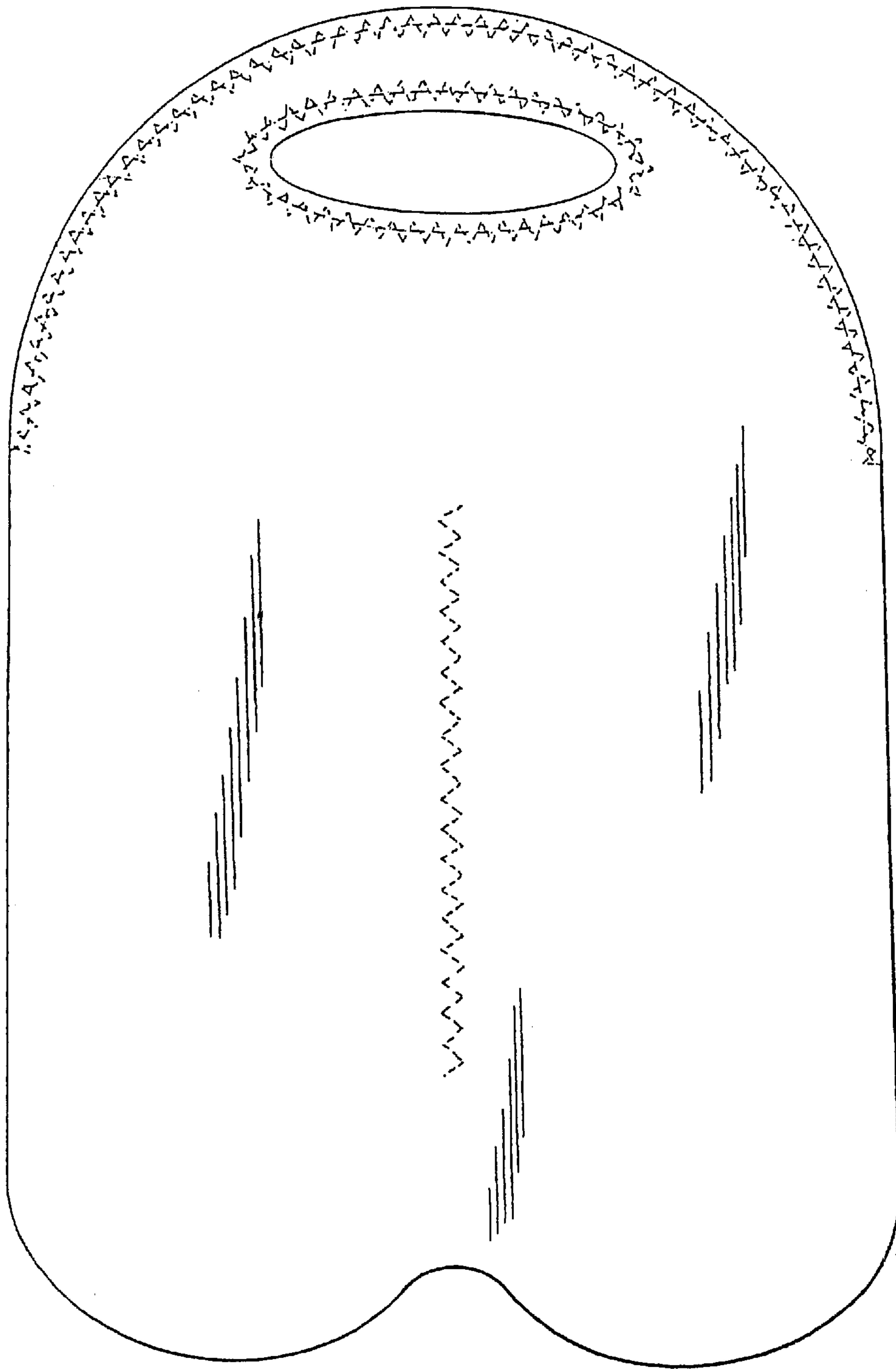


FIG. 1




FIG.2

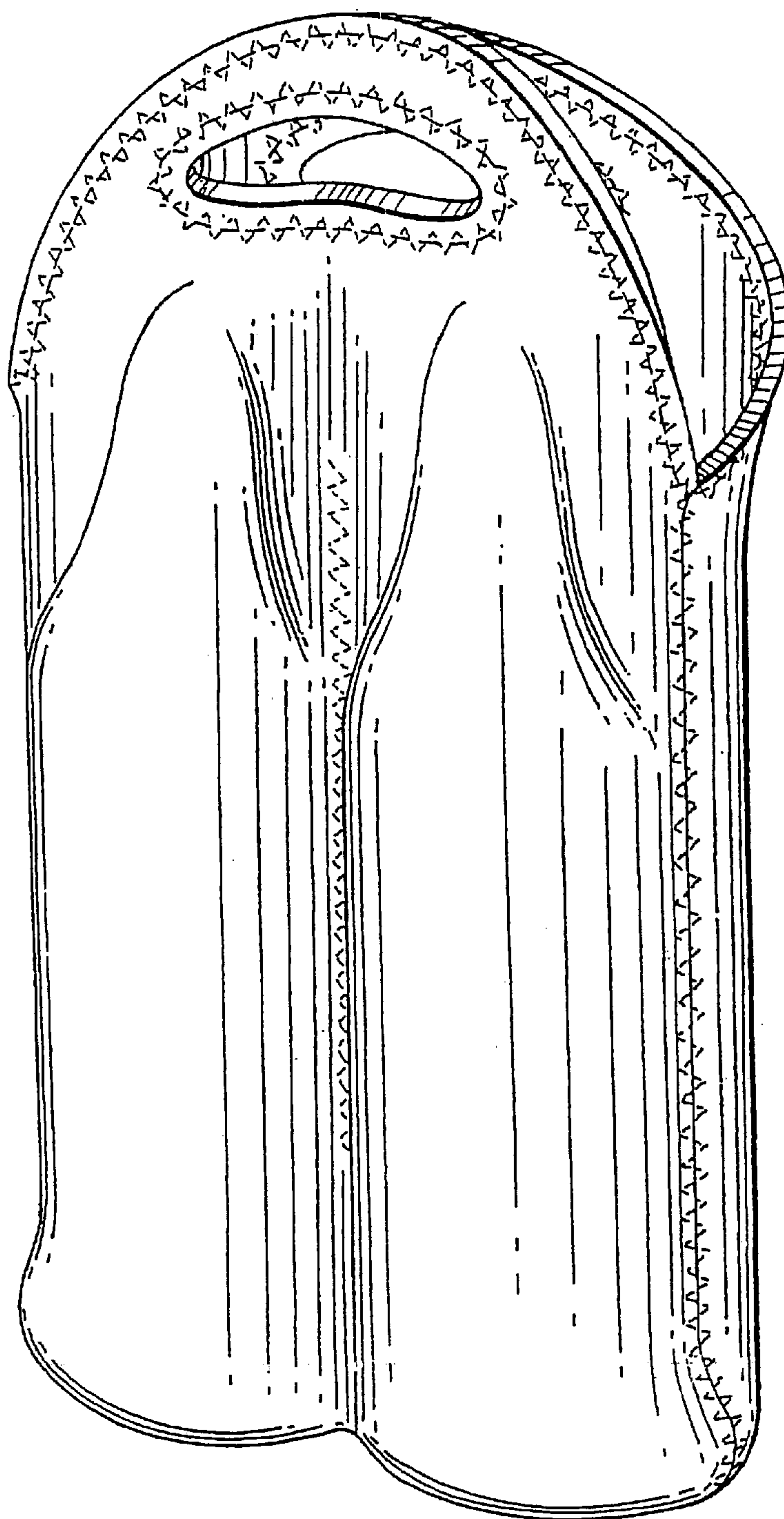


FIG. 3

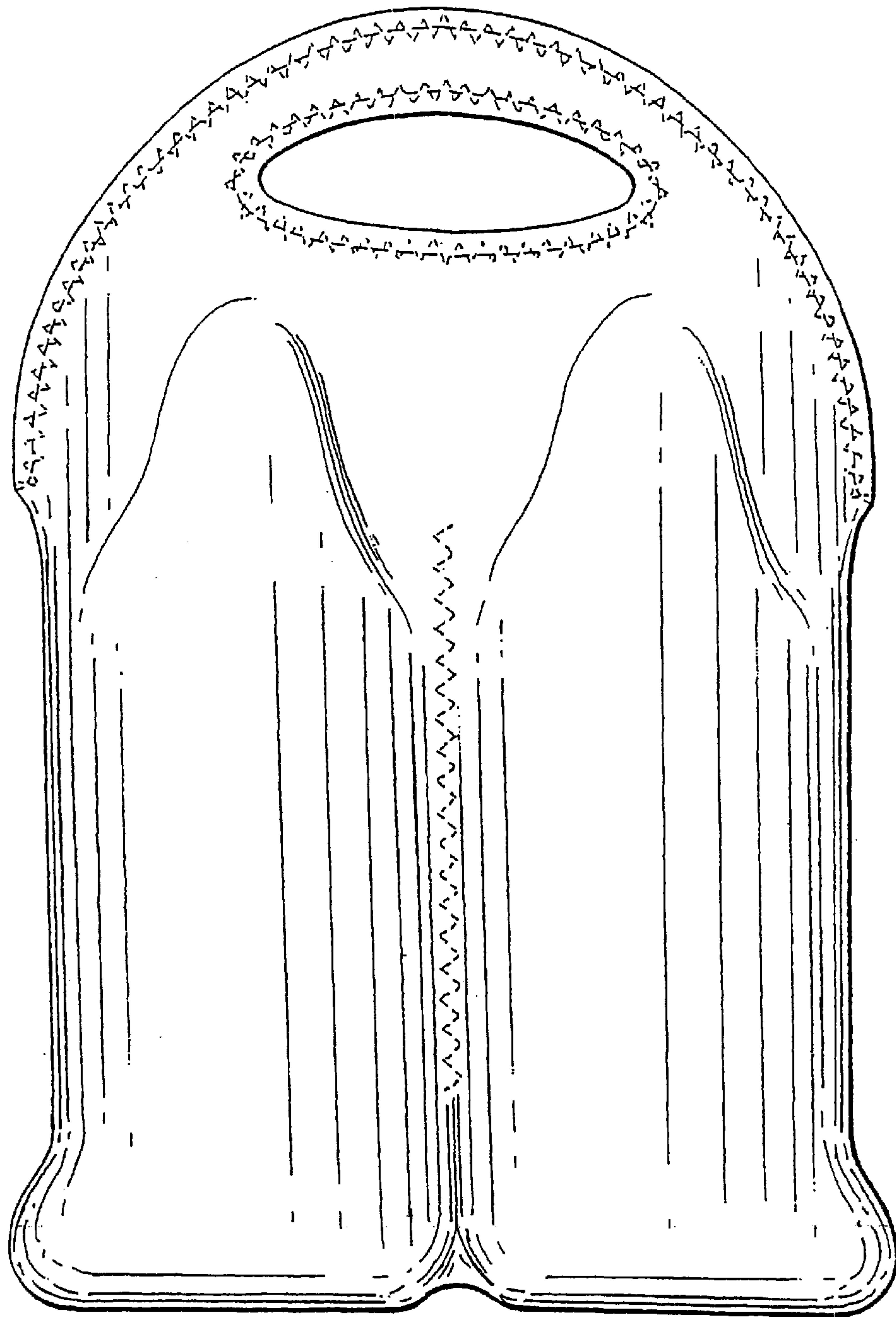


FIG. 4