



US00D529277S

(12) **United States Design Patent** (10) **Patent No.:** **US D529,277 S**
Roulo (45) **Date of Patent:** **** Oct. 3, 2006**

(54) **PORTION OF A SHOE UPPER**

(75) Inventor: **David Roulo**, Hillsboro, OR (US)

(73) Assignee: **Nike, Inc.**, Beaverton, OR (US)

(**) Term: **14 Years**

(21) Appl. No.: **29/256,961**

(22) Filed: **Mar. 28, 2006**

(51) **LOC (8) Cl.** **02-99**

(52) **U.S. Cl.** **D2/972**

(58) **Field of Classification Search** D2/902,
D2/907, 908, 943, 944, 969, 972-974; 36/45,
36/5.01, 77 M, 77 R, 83, 88, 113, 114, 126-131
See application file for complete search history.

(56) **References Cited**

U.S. PATENT DOCUMENTS

D291,383 S	8/1987	Campbell et al.	
D333,205 S	2/1993	Zelenko	
D344,397 S	2/1994	Zelenko	
D364,499 S	11/1995	Avar	
D365,201 S	12/1995	Avar	
D384,799 S	10/1997	Teague	
D393,357 S	4/1998	Cooper	
D408,986 S	5/1999	Gray et al.	
D420,501 S	2/2000	Hlavacs	
D420,791 S	2/2000	Selbiger	
D440,394 S	4/2001	Avar	
D480,547 S	10/2003	Matis et al.	
D487,623 S	3/2004	Matis	
D490,602 S	6/2004	Dombrow	
D504,219 S	* 4/2005	Morris	D2/972
D507,100 S	* 7/2005	Petrie	D2/972
D509,953 S	9/2005	Cooper	
D519,274 S	* 4/2006	Chang	D2/972

OTHER PUBLICATIONS

Nike Footwear Catalog Holiday 1997, p. 53, published Mar. 1997.

Nike Footwear Catalog Holiday 1998, pp. W8 and W27, published Mar. 1998.

Nike Footwear Catalog Spring 1999, p. M36, published Jun. 1998.

Nike Footwear Catalog Holiday 1999, p. M16, published Mar. 1999.

Nike Footwear Catalog Holiday 2000, p. M27, published Mar. 2000.

Nike Footwear Catalog Fall 2000 (Blue), p. M32, published Nov. 1999.

Nike Footwear Catalog Late Spring 2002, p. M30 and M32, published Sep. 2001.

Nike Footwear Catalog Spring 2002, p. M29, published Jun. 2001.

* cited by examiner

Primary Examiner—Dominic Simone

(74) *Attorney, Agent, or Firm*—Banner & Witcoff, Ltd.

(57) **CLAIM**

The ornamental design for a portion of a shoe upper, as shown and described.

DESCRIPTION


FIG. 1 is a front perspective view of a portion of a shoe upper showing my new design;

FIG. 2 is a rear perspective view thereof; and,

FIG. 3 is a side elevational view of one side thereof.

The uneven broken lines immediately adjacent to the shaded area represent unclaimed boundaries of the design. The broken line showing of the remainder of the shoe upper and the shoe sole is for illustrative purposes only and forms no part of the claimed design.

1 Claim, 3 Drawing Sheets



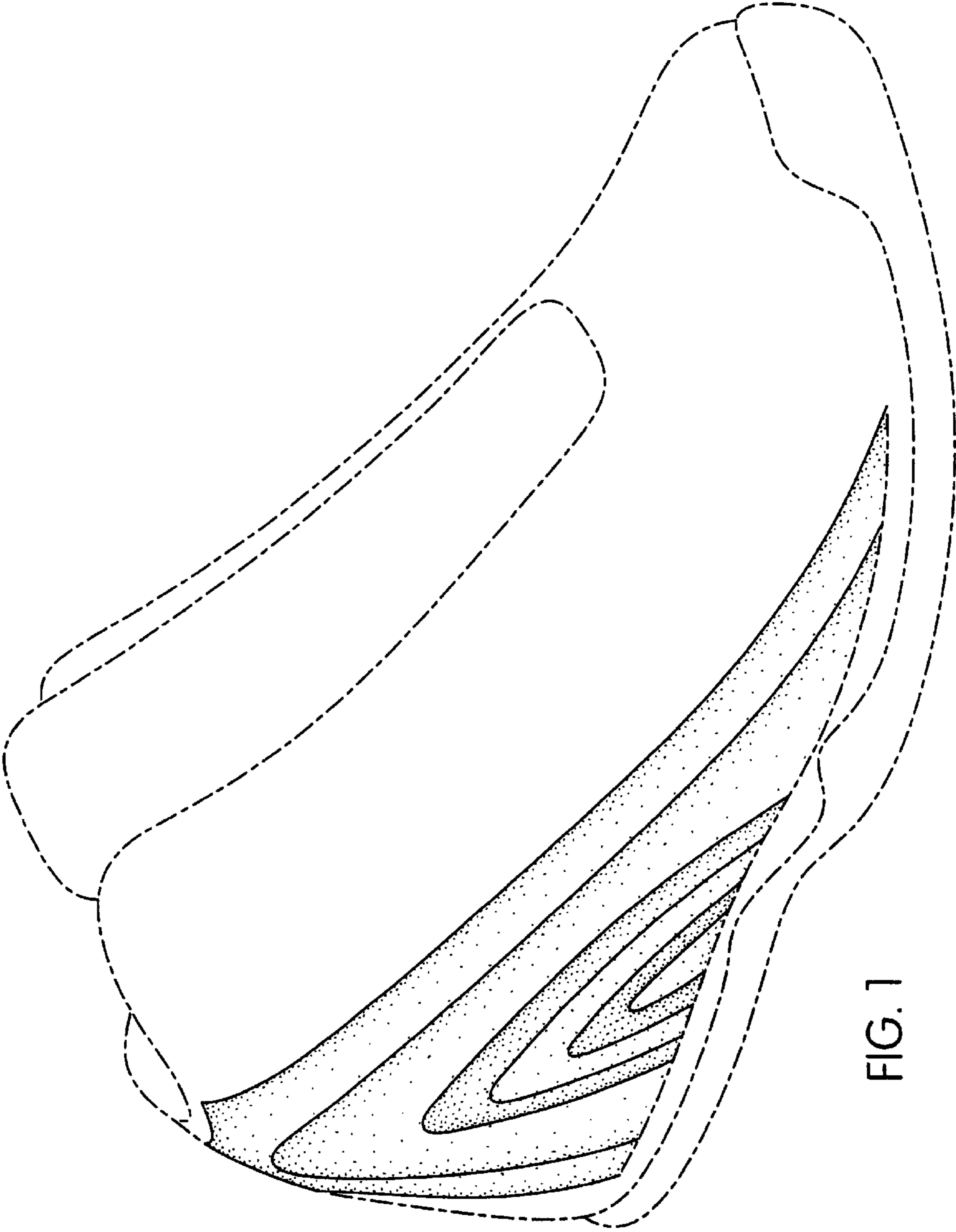


FIG. 1

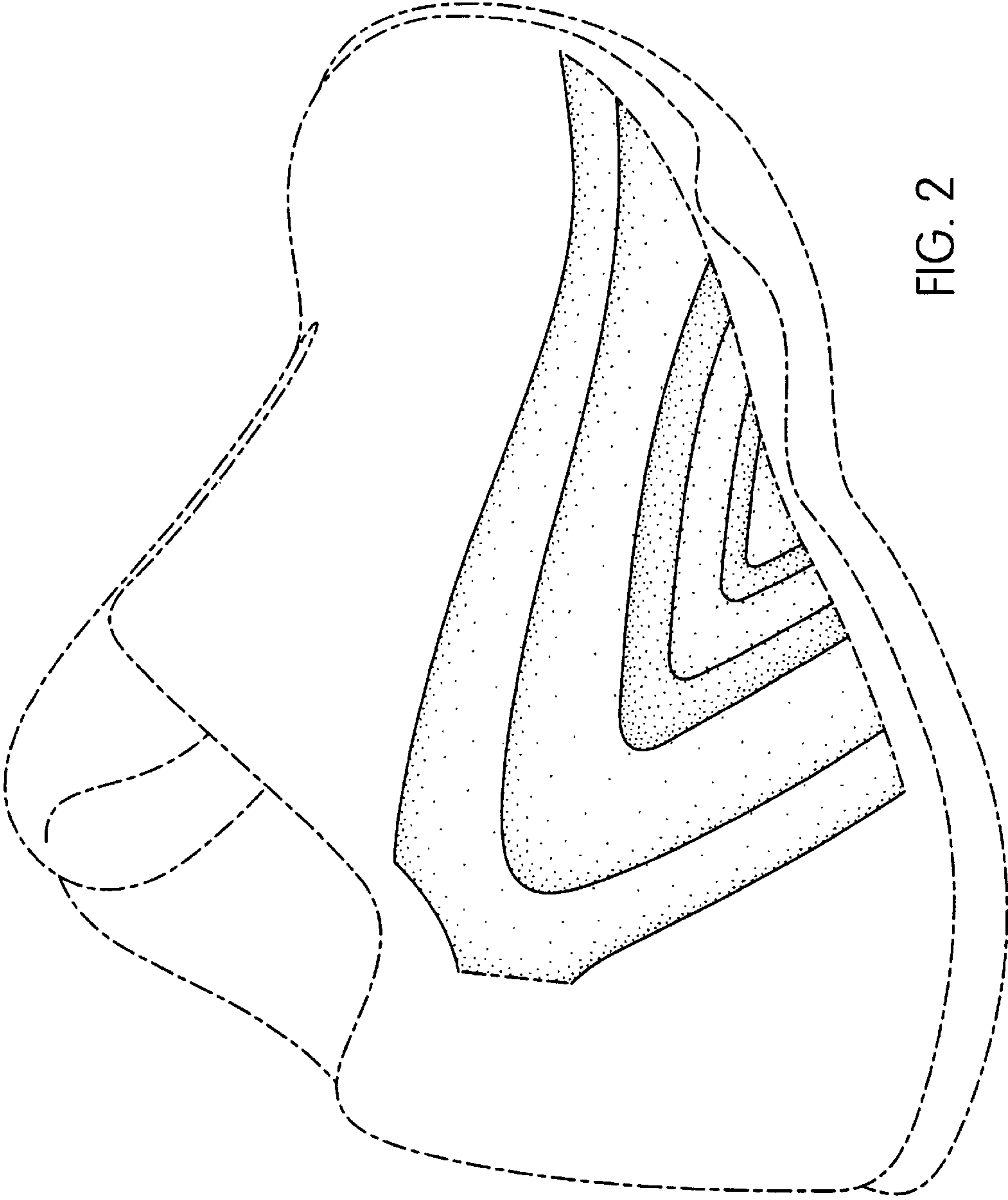


FIG. 2

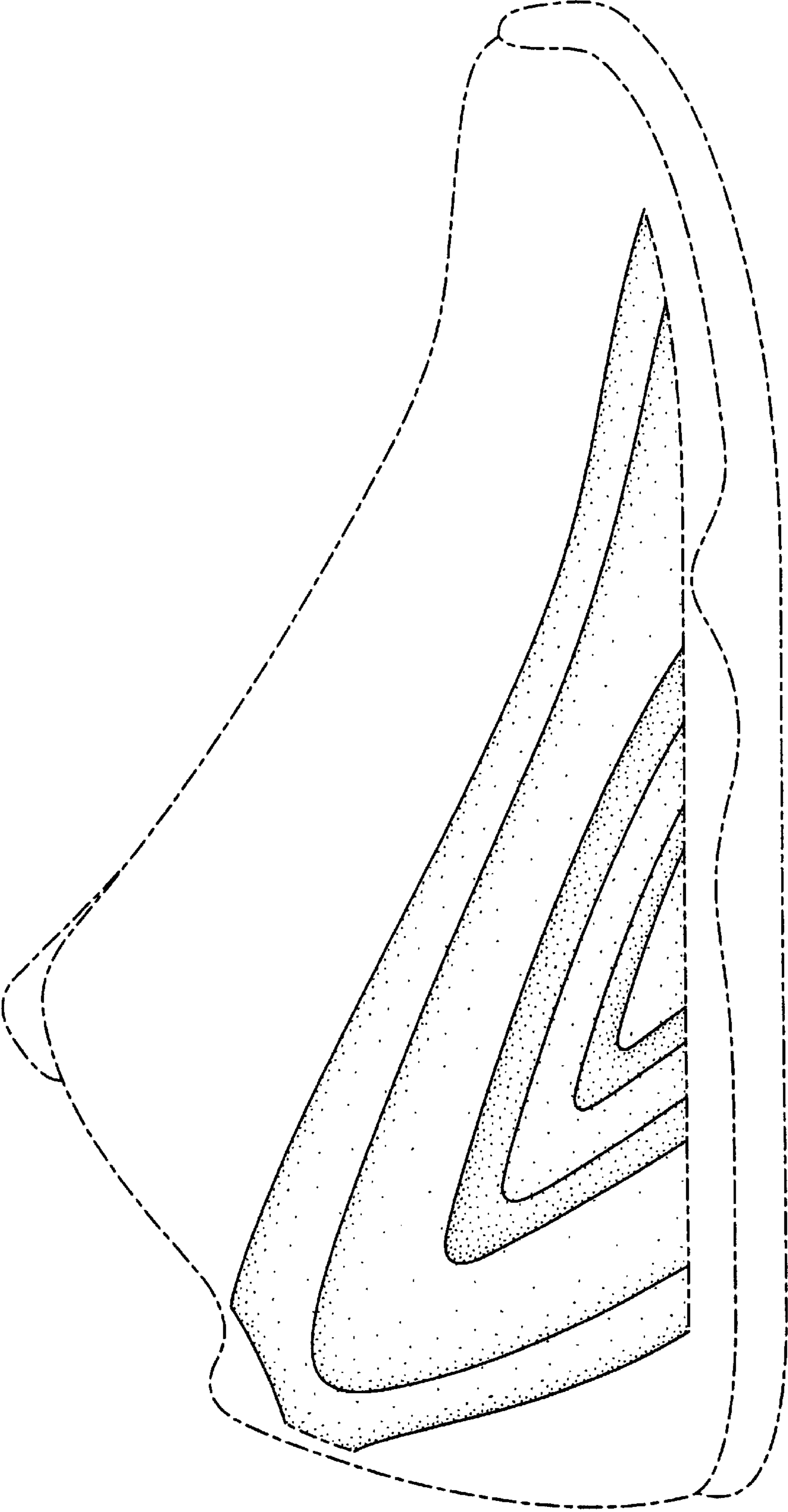


FIG. 3