



US00D529275S

(12) **United States Design Patent**
Wozniak

(10) **Patent No.:** **US D529,275 S**

(45) **Date of Patent:** **** Oct. 3, 2006**

(54) **PORTION OF A SHOE UPPER**

(75) Inventor: **Leonard Wozniak**, Tigard, OR (US)

(73) Assignee: **Nike, Inc.**, Beaverton, OR (US)

(**) Term: **14 Years**

(21) Appl. No.: **29/255,164**

(22) Filed: **Mar. 7, 2006**

(51) **LOC (8) Cl.** **02-99**

(52) **U.S. Cl.** **D2/972**

(58) **Field of Classification Search** D2/902,
D2/907, 908, 943, 944, 969, 972-974; 36/45,
36/50.1, 77 M, 77 R, 83, 88, 113, 114, 126-131
See application file for complete search history.

(56) **References Cited**

U.S. PATENT DOCUMENTS

D293,970 S	2/1988	Brown et al.	
D294,998 S	4/1988	Brown et al.	
D296,262 S	6/1988	Brown et al.	
D302,898 S	8/1989	Greenberg	
D330,109 S	10/1992	Hatfield	
D330,451 S	10/1992	Hatfield	
D330,452 S	10/1992	Hatfield	
D331,656 S	12/1992	Greene	
D364,729 S	12/1995	Teague	
D406,628 S	3/1999	Avar et al.	
D411,247 S	* 6/1999	Lavertue et al. D2/972
D463,903 S	10/2002	Rogers	
D480,549 S	10/2003	Matis et al.	
D494,356 S	8/2004	Cooper	
D495,867 S	9/2004	Avar	
D500,584 S	* 1/2005	Link D2/972

OTHER PUBLICATIONS

Nike Footwear Catalog, Fall 1992, pp. 28, 30, 32 and 40, Published Dec. 1991.

Nike Footwear Catalog, Late Spring 1999, p. M31, Published Sep. 1998.

Nike Footwear Catalog, Holiday 2004, pp. M40 and M41, Published Mar. 2004.

Nike Footwear Catalog, Fall 2004, p. M34, Published Nov. 2003.

Jordan Footwear Catalog, Fall 2004, p. 5, Published Oct. 2003.

Jordan Footwear Catalog, Fall 2005, p. 15, Published Nov. 2004.

Nike Footwear Catalog, Fall 2005, pp. M41, M44, and M47, Published Nov. 2004.

* cited by examiner

Primary Examiner—Dominic Simone

(74) *Attorney, Agent, or Firm*—Banner & Witcoff, Ltd.

(57) **CLAIM**

The ornamental design for a portion of a shoe upper, as shown and described.

DESCRIPTION

FIG. 1 is a front perspective view of a portion of a shoe upper showing my new design;


FIG. 2 is a rear perspective view thereof;

FIG. 3 is a side elevational view of one side thereof; and,

FIG. 4 is a top view thereof.

The uneven broken lines immediately adjacent to the shaded area represent an unclaimed boundary of the design. The broken line showing of the remainder of the shoe upper and the shoe sole is for illustrative purposes only and forms no part of the claimed design.

1 Claim, 4 Drawing Sheets



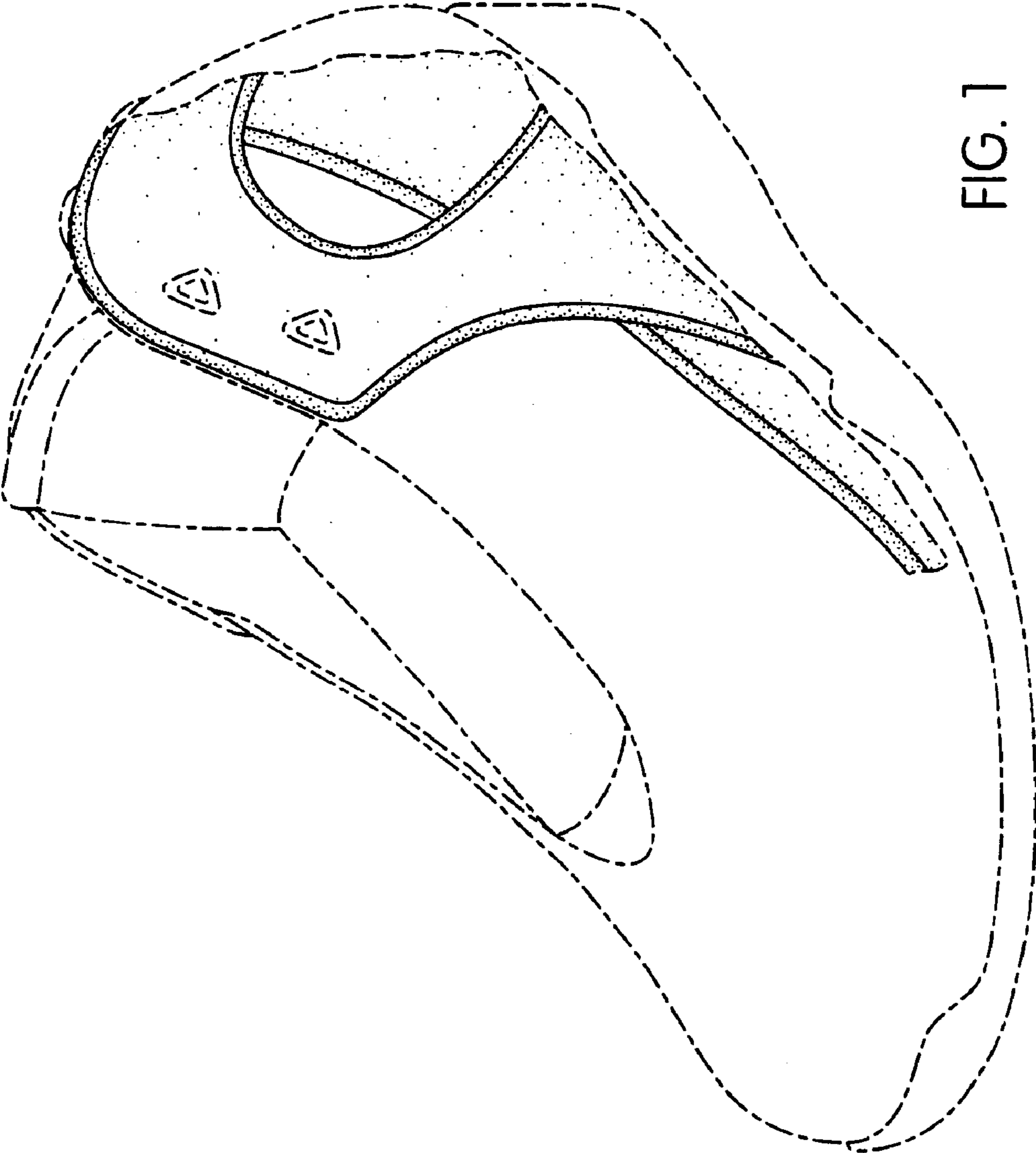


FIG. 1

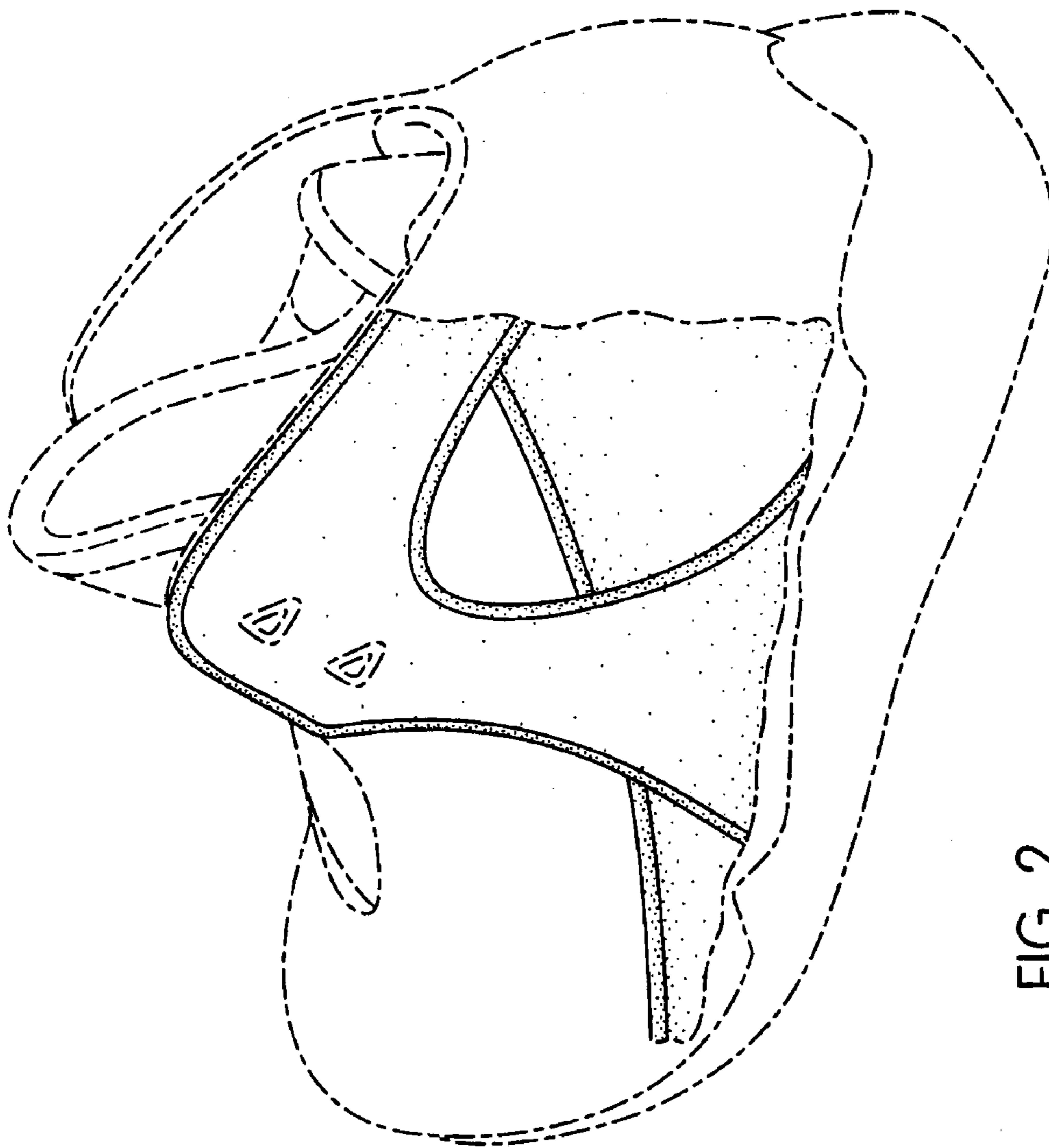


FIG. 2

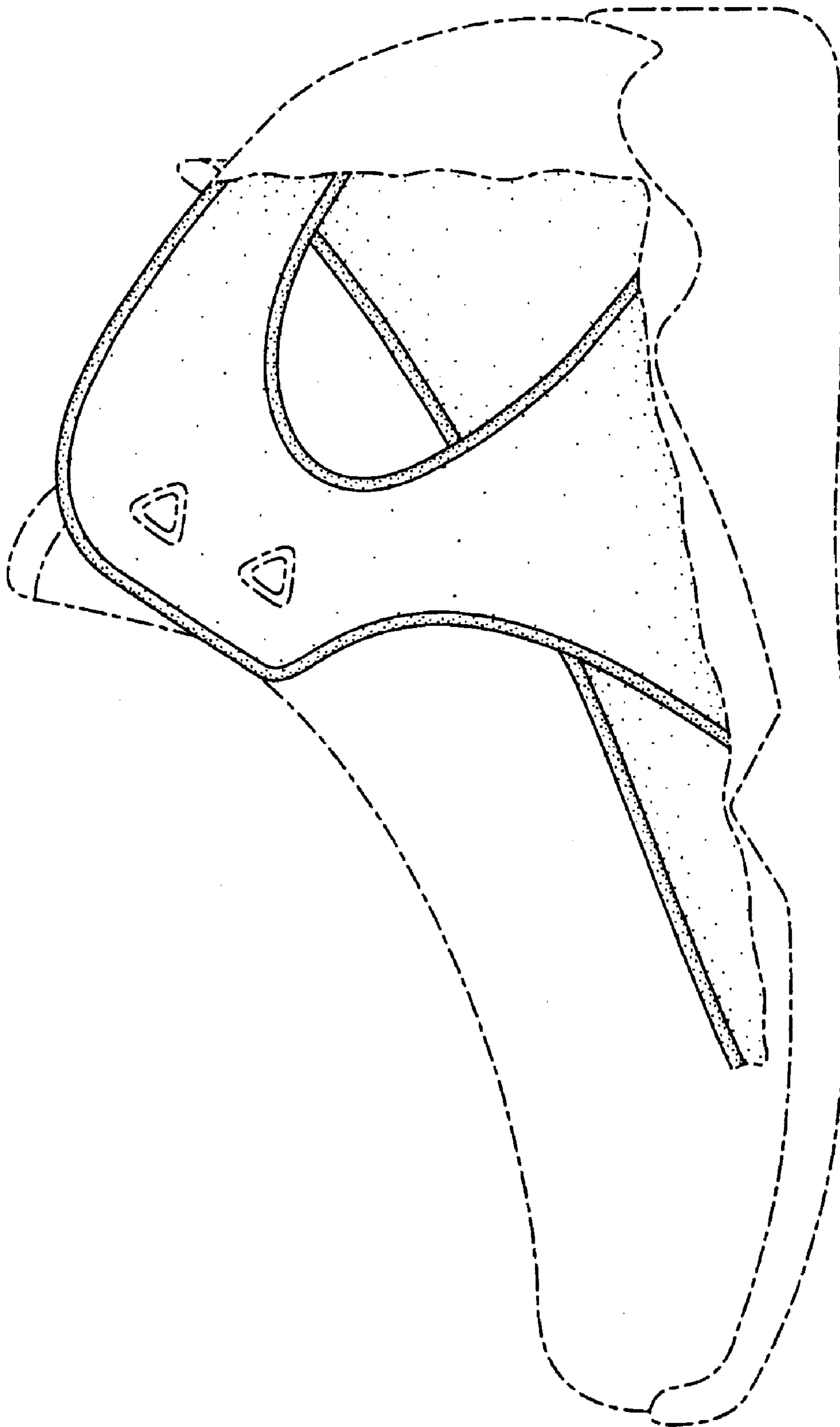


FIG. 3

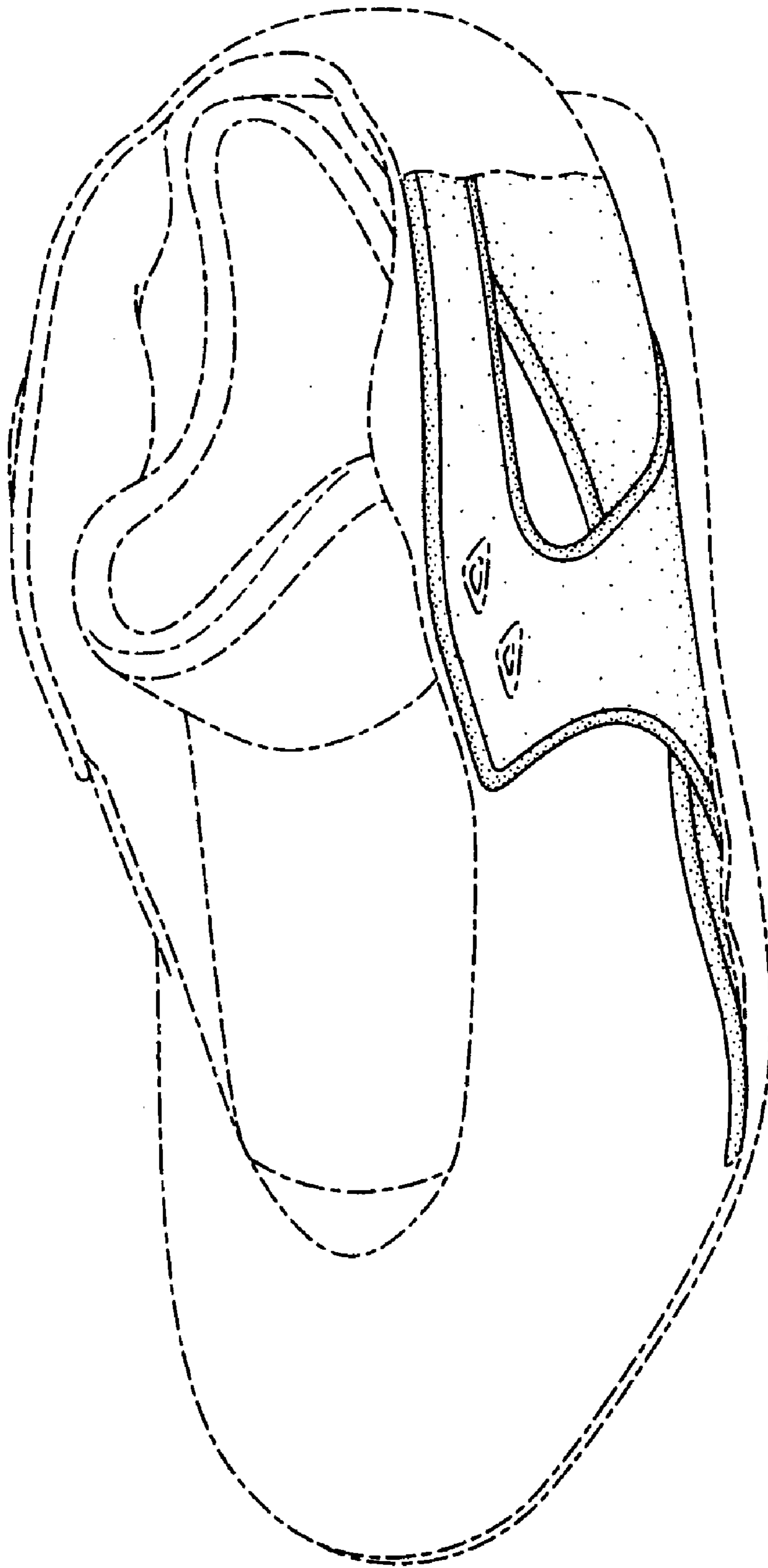


FIG. 4