



US00D529270S

(12) **United States Design Patent**
Cessor

(10) **Patent No.:** **US D529,270 S**

(45) **Date of Patent:** **** Oct. 3, 2006**

(54) **PORTION OF A SHOE UPPER**

D510,182 S * 10/2005 Rask D2/972

(75) Inventor: **Susan Diane Cessor**, Lake Oswego,
OR (US)

(73) Assignee: **Nike, Inc.**, Beaverton, OR (US)

(**) Term: **14 Years**

(21) Appl. No.: **29/236,690**

(22) Filed: **Aug. 18, 2005**

(51) **LOC (8) Cl.** **02-99**

(52) **U.S. Cl.** **D2/972**

(58) **Field of Classification Search** D2/902,
D2/907, 908, 943, 944, 969, 972-974; 36/45,
36/50.1, 77 M, 77 R, 83, 88, 113, 114, 126-131
See application file for complete search history.

(56) **References Cited**

U.S. PATENT DOCUMENTS

D16,678 S	5/1886	Preston	
4,574,498 A	3/1986	Norton et al.	
5,325,613 A	7/1994	Sussmann	
D364,498 S	11/1995	Teague	
D391,050 S	2/1998	Morris	
D401,757 S	12/1998	Mervar	
D404,555 S	1/1999	Gray	
D412,054 S	7/1999	Gray et al.	
D420,503 S	2/2000	McDowell	
D459,867 S	7/2002	Morris	
D463,656 S	10/2002	Hudson	
D467,721 S	12/2002	Lupo	
D467,722 S	12/2002	Wahoske	
6,505,424 B1	1/2003	Oorei et al.	
6,568,102 B1	5/2003	Healy et al.	
D485,052 S	1/2004	Holmes	
D490,602 S	6/2004	Dombrow	
D495,864 S	* 9/2004	Herbst	D2/972
D499,245 S	* 12/2004	Wahoske	D2/972
D503,033 S	3/2005	Hlavacs	

OTHER PUBLICATIONS

Nike Footwear Catalog (Spring 1998), pp. M38, M39, M40, M67, W169, B201, published Jun. 1997, Beaverton, Oregon, USA.

Nike Men's Footwear Catalog (Fall 1998), pp. 28, 95, published Nov. 1997, Beaverton, Oregon, USA.

Nike Women's Footwear Catalog (Spring 1999), p. 17, published Jun. 1998, Beaverton, Oregon, USA.

Nike Men's Footwear Catalog (Late Spring 1999), p. 13, published Sep. 1998, Beaverton, Oregon, USA.

(Continued)

Primary Examiner—Dominic Simone

(74) *Attorney, Agent, or Firm*—TraskBritt, P.C.

(57) **CLAIM**

The ornamental design for a portion of a shoe upper, as shown and described.

DESCRIPTION

FIG. 1 is a perspective view of a portion of a shoe upper showing my new design;

FIG. 2 is a side view of the portion of a shoe upper shown in FIG. 1;

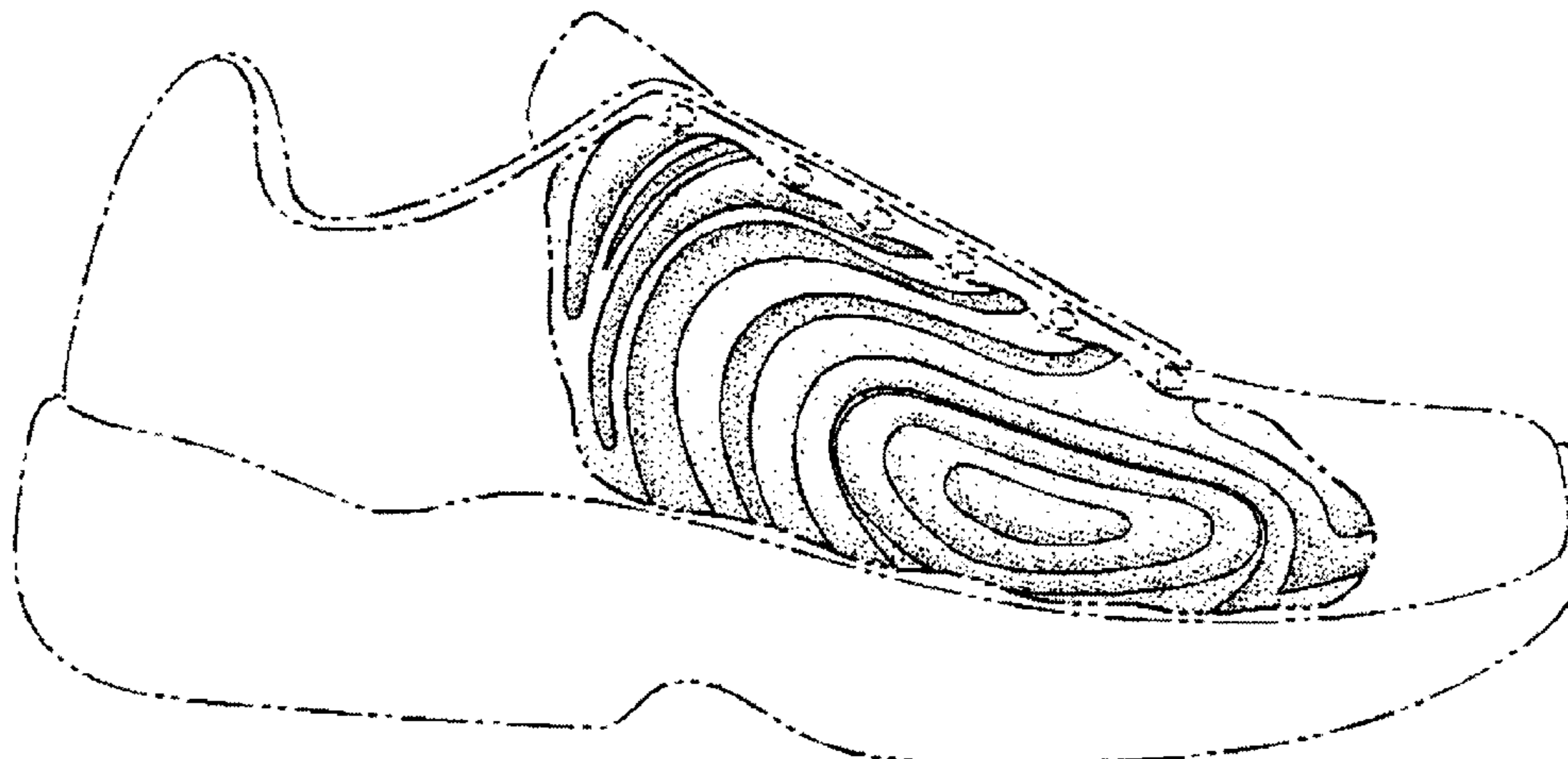
FIG. 3 is a front view of the portion of a shoe upper shown in FIG. 1;

FIG. 4 is a rear view of the portion of a shoe upper shown in FIG. 1; and,

FIG. 5 is a top view of the portion of a shoe upper shown in FIG. 1.

The uneven broken line immediately adjacent to the shaded area represents the bounds of the claimed design. All other uneven broken lines represent the remaining portion of the shoe. The uneven broken line representations in FIGS. 1-5 are for illustrative purposes only and form no part of the claimed design.

1 Claim, 2 Drawing Sheets



OTHER PUBLICATIONS

Nike Men's Footwear Catalog (Fall 1999), p. 15, published Nov. 1998, Beaverton, Oregon, USA.

Nike Women's Footwear Catalog (Fall 2000), p. 51, published Nov. 1999, Beaverton, Oregon, USA.

Nike Men's Footwear Catalog (Late Spring 2002), p. 30, published Sep. 2001, Beaverton, Oregon, USA.

Nike Women's Footwear Catalog (Holiday 2002), p. 66, published Mar. 2002, Beaverton, Oregon, USA.

Nike Women's Footwear Catalog (Spring 2004), pp. 7, 47, published Jun. 2003, Beaverton, Oregon, USA.

Nike Women's Footwear Catalog (Spring 2005), p. 8, published Jun. 2004, Beaverton, Oregon, USA.

Nike Women's Footwear Catalog (Spring 2006), pp. 125, 128, published Jun. 2005, Beaverton, Oregon, USA.

* cited by examiner

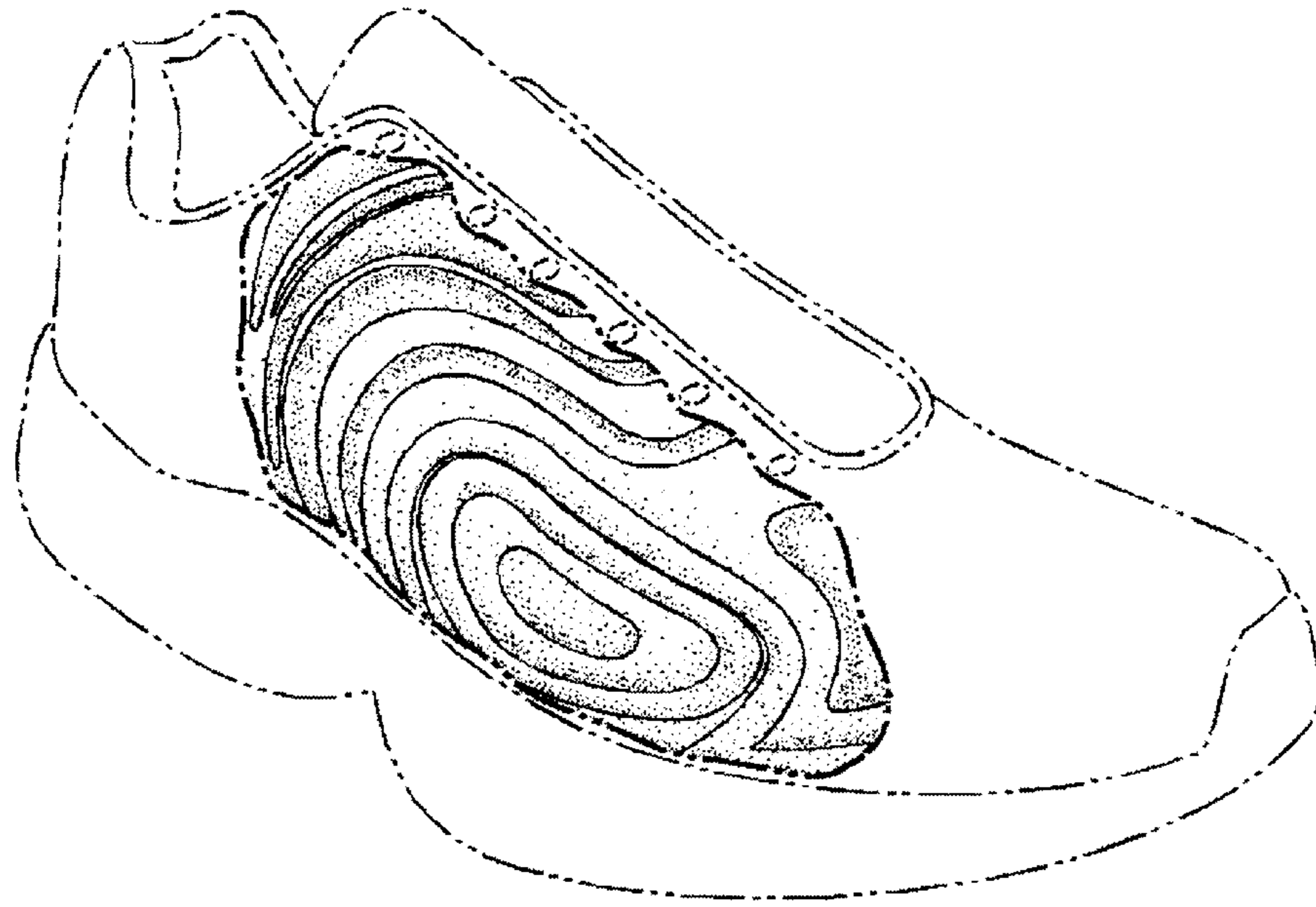


FIG. 1

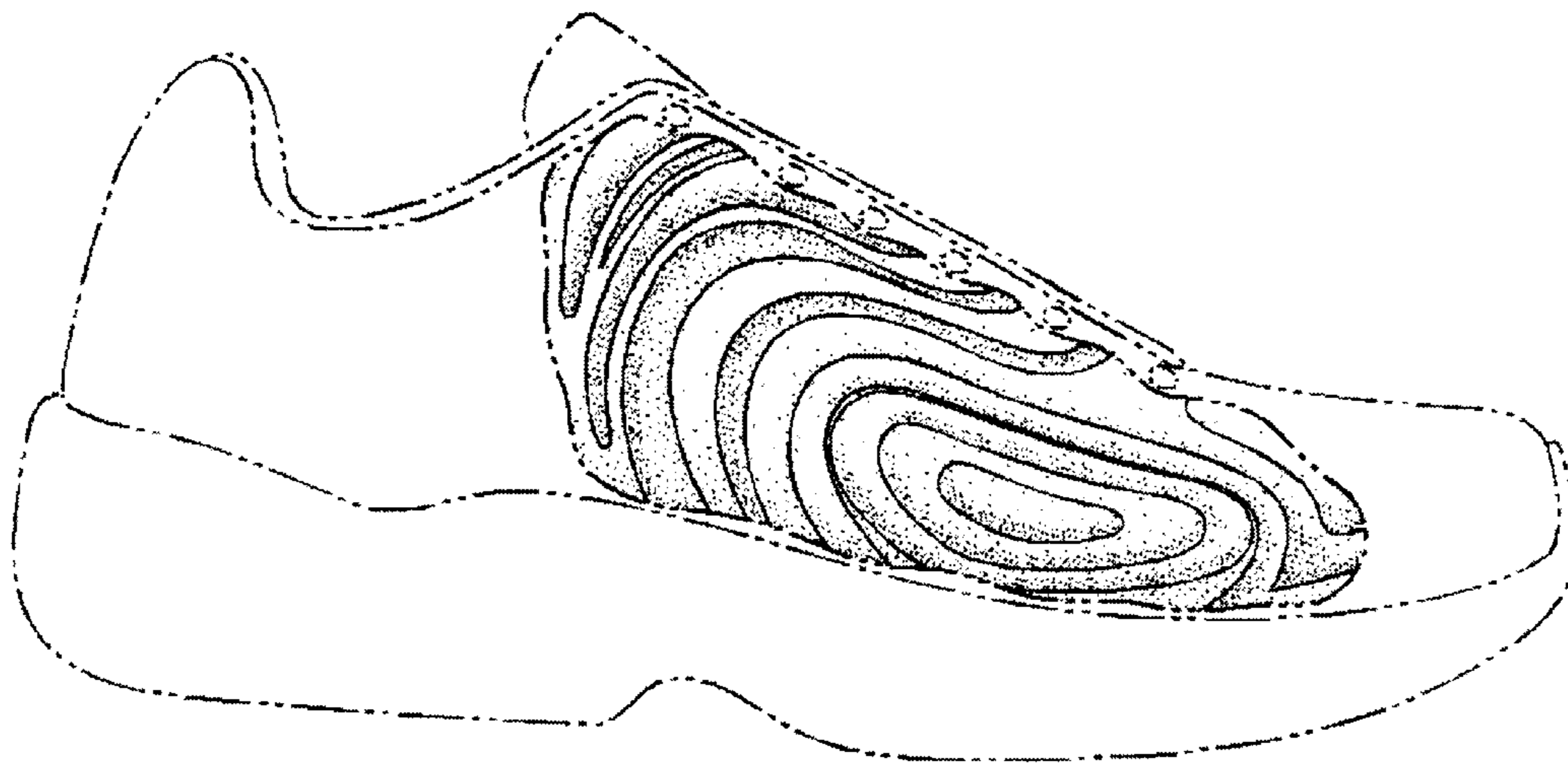


FIG. 2

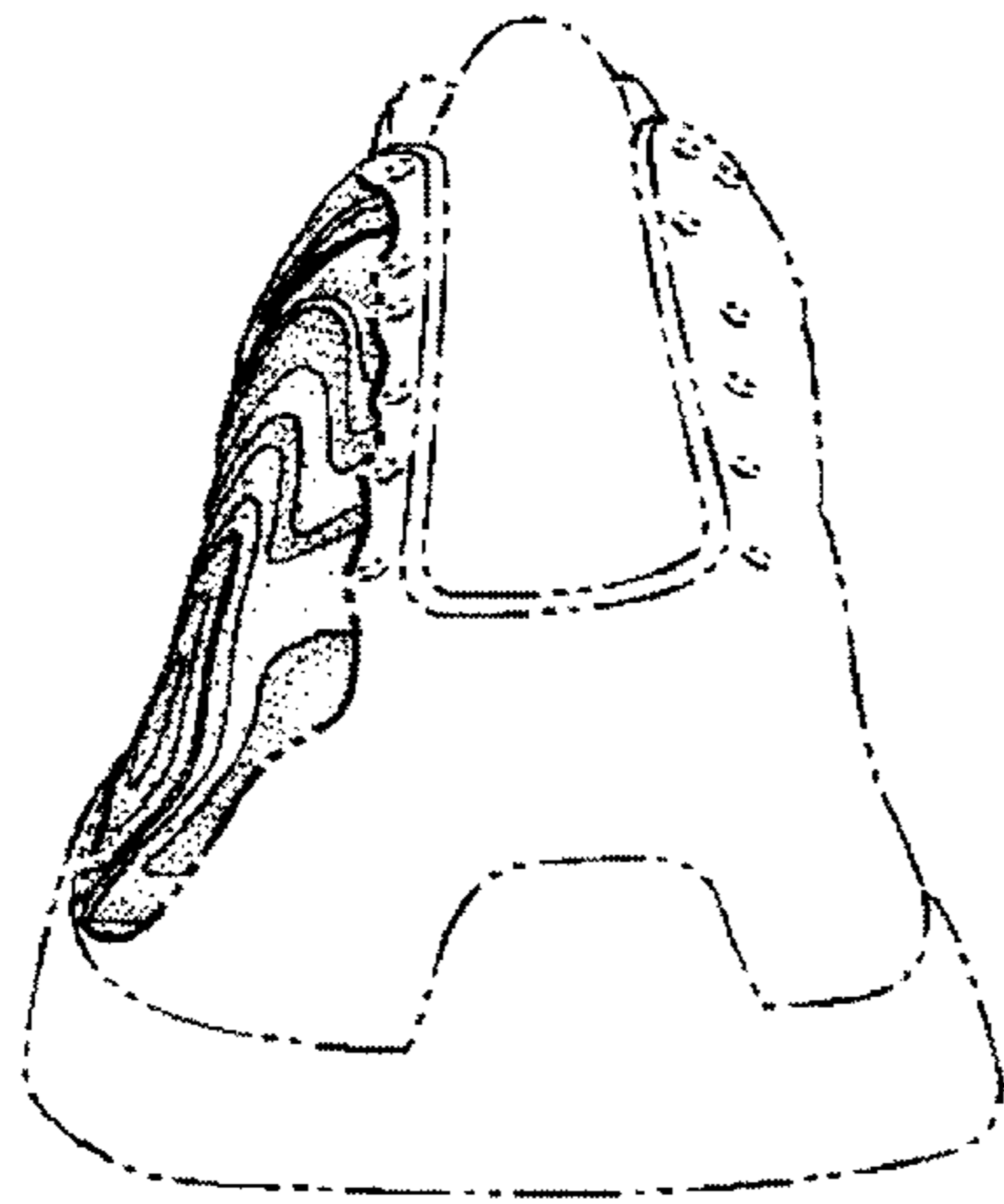


FIG. 3

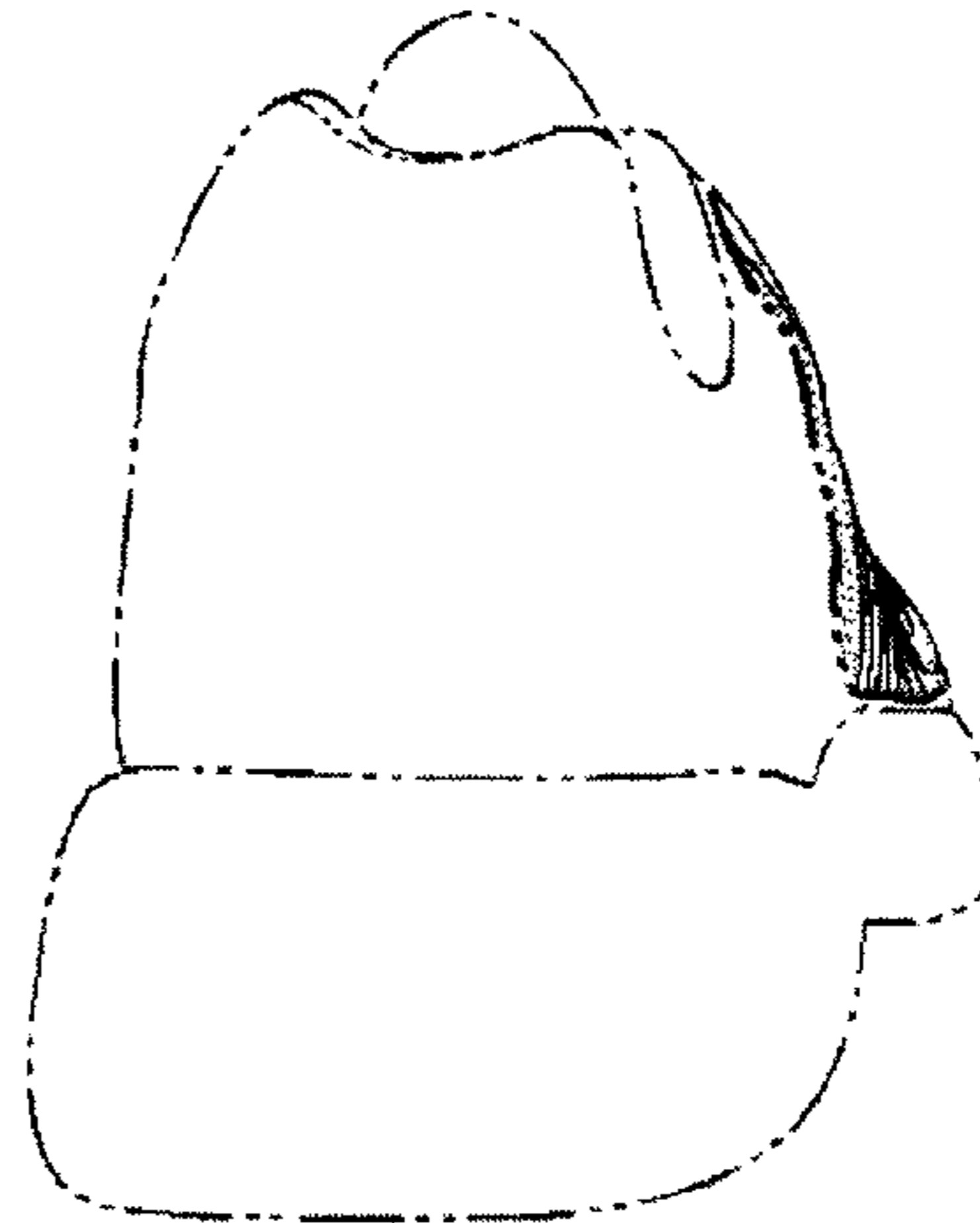


FIG. 4

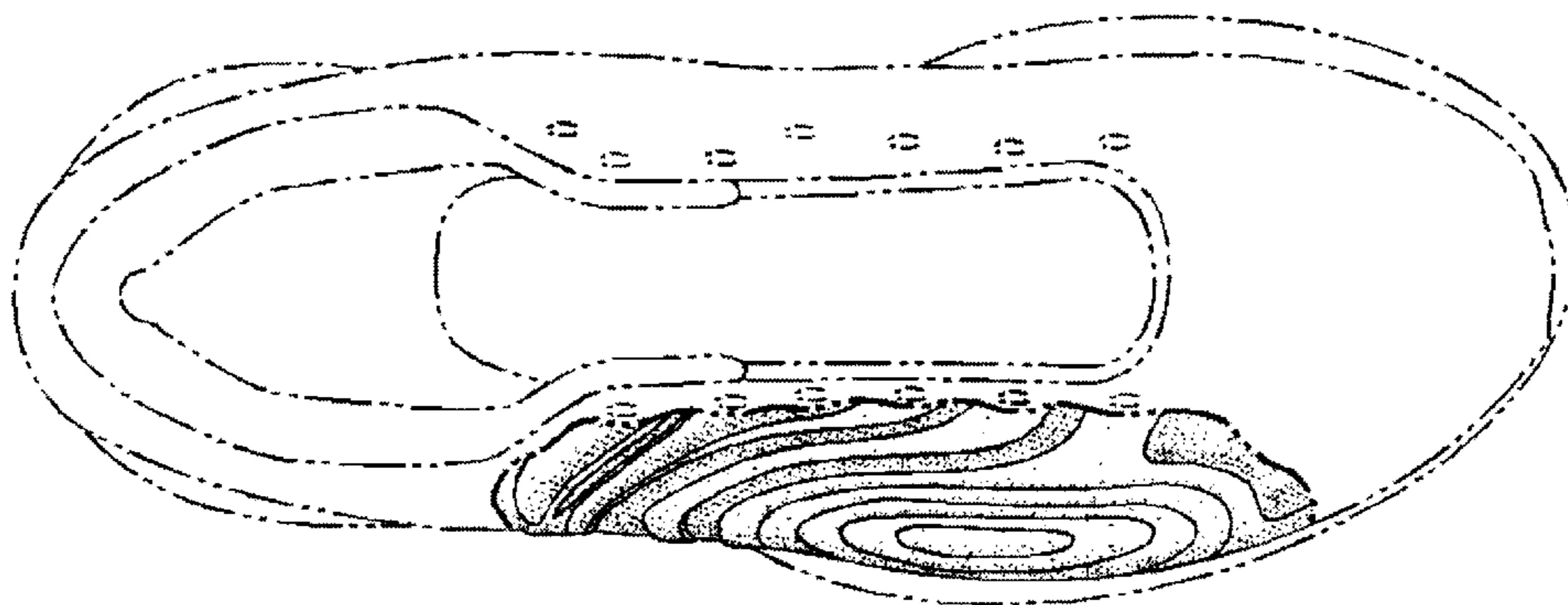


FIG. 5