



US00D529259S

(12) **United States Design Patent**  
**Faagau**

(10) **Patent No.:** **US D529,259 S**

(45) **Date of Patent:** **\*\* Oct. 3, 2006**

(54) **BRASSIERE WITH POCKETS**

(76) **Inventor:** **Susana Faagau**, 246 Montana St., San Francisco, CA (US) 94112

(\*\*) **Term:** **14 Years**

(21) **Appl. No.:** **29/251,780**

(22) **Filed:** **Jan. 13, 2006**

(51) **LOC (8) Cl.** ..... **02-01**

(52) **U.S. Cl.** ..... **D2/706; D2/857**

(58) **Field of Classification Search** ..... D2/706,  
D2/717, 840, 857; 2/247-254; 450/11, 17,  
450/36, 30-32, 41, 53-56, 81, 89, 95  
See application file for complete search history.

(56) **References Cited**

**U.S. PATENT DOCUMENTS**

1,112,805	A	*	10/1914	Kaufman	.....	2/113
1,391,936	A	*	9/1921	Bosky	.....	450/1
2,047,230	A	*	7/1936	Schneider	.....	264/324
2,624,881	A	*	1/1953	Lee	.....	450/89
D179,608	S	*	1/1957	Miller	.....	D2/706
D241,189	S		8/1976	Clark		
D280,778	S	*	10/1985	Gamm	.....	D2/905
D283,365	S	*	4/1986	Gamm	.....	D2/905
5,155,869	A		10/1992	Ralli		
5,496,205	A	*	3/1996	Lee	.....	450/89
D373,237	S	*	9/1996	Vass-Betts	.....	D2/710
D375,611	S	*	11/1996	Cannon	.....	D2/857
5,573,441	A		11/1996	Smith		
5,833,515	A	*	11/1998	Shahbazian et al.	.....	450/38
D409,200	S		5/1999	Cooper		
6,176,761	B1		1/2001	Underhill		

D439,027	S	*	3/2001	Randolph	.....	D2/708
D448,541	S	*	10/2001	Robinson	.....	D2/706
6,394,879	B1	*	5/2002	Paige	.....	450/38
6,401,257	B1	*	6/2002	Tsuruta	.....	2/266
6,517,410	B1		2/2003	Underhill		

**FOREIGN PATENT DOCUMENTS**

FR 2558347 A1 \* 7/1985

\* cited by examiner

*Primary Examiner*—Ian Simmons

*Assistant Examiner*—R. Johnson

(57) **CLAIM**

I claim the ornamental design for a brassiere with pockets, as shown and described.

**DESCRIPTION**

A visually discrete ornamental design for a brassiere modified to hold storage pockets to store valuables such as money, keys, identification, credit cards, jewellery, etc during transit. In addition, small discrete rectangular pockets are positioned within the interior of one or both of the brassiere cups.

FIG. 1 is a front elevational view of a brassiere with pockets showing my new design;

FIG. 2 is a rear elevational view thereof;

FIG. 3 is a left side elevational view thereof;

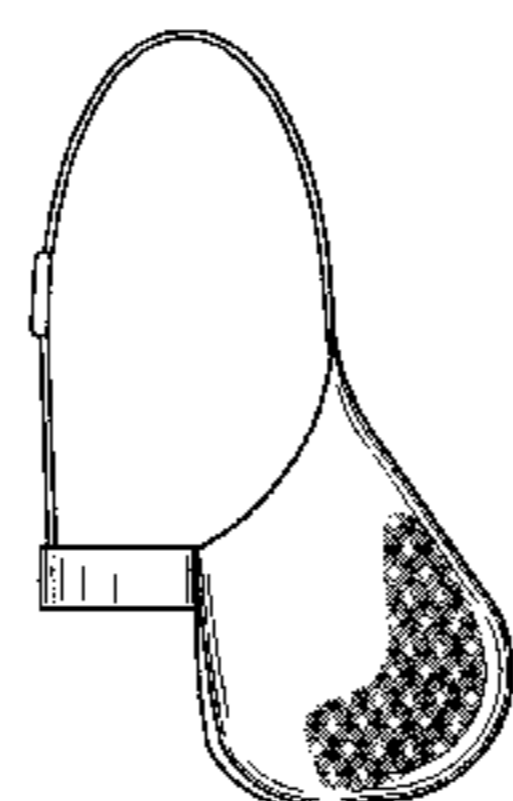
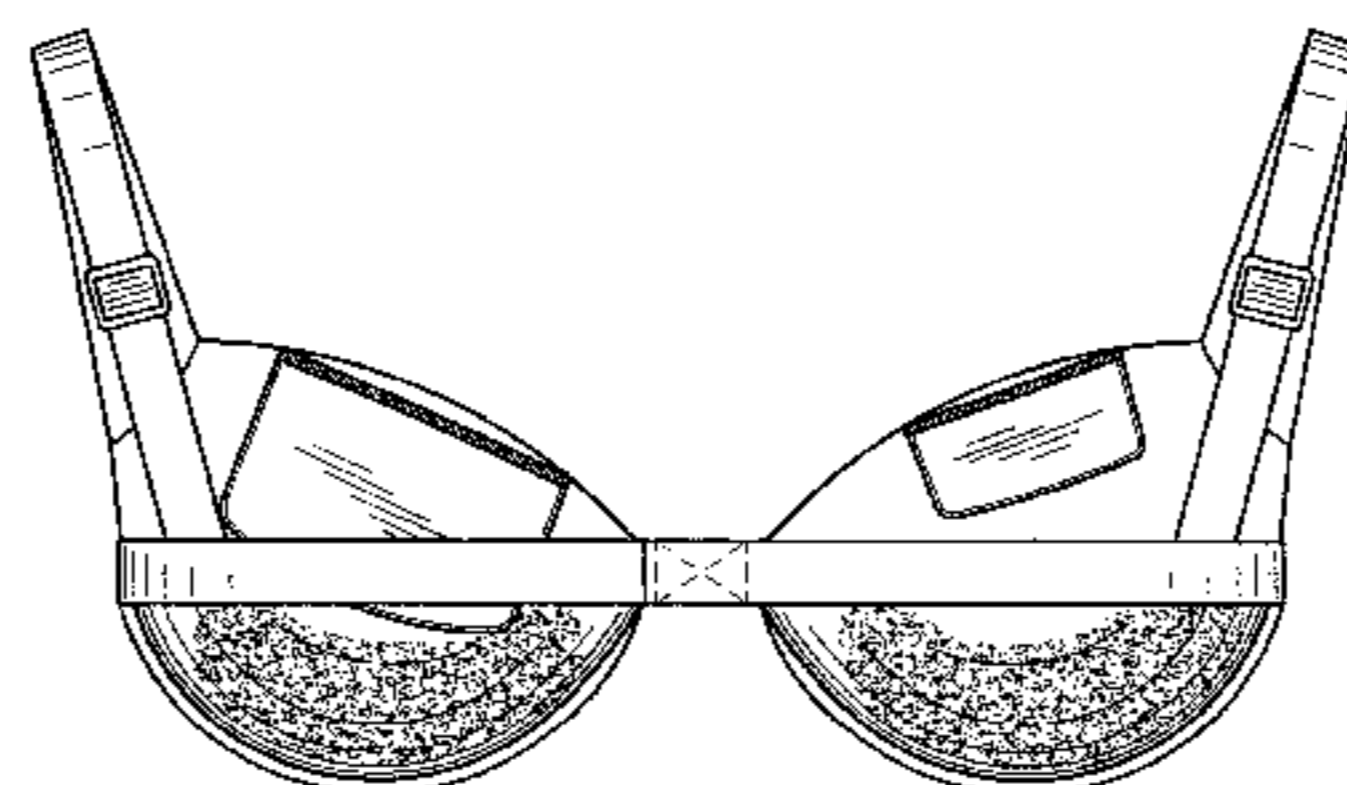

FIG. 4 is a right side elevational view thereof;

FIG. 5 is a top plan view thereof; and,

FIG. 6 is a bottom plan view.

The broken line shown in FIG. 2 represents stitching.

**1 Claim, 2 Drawing Sheets**



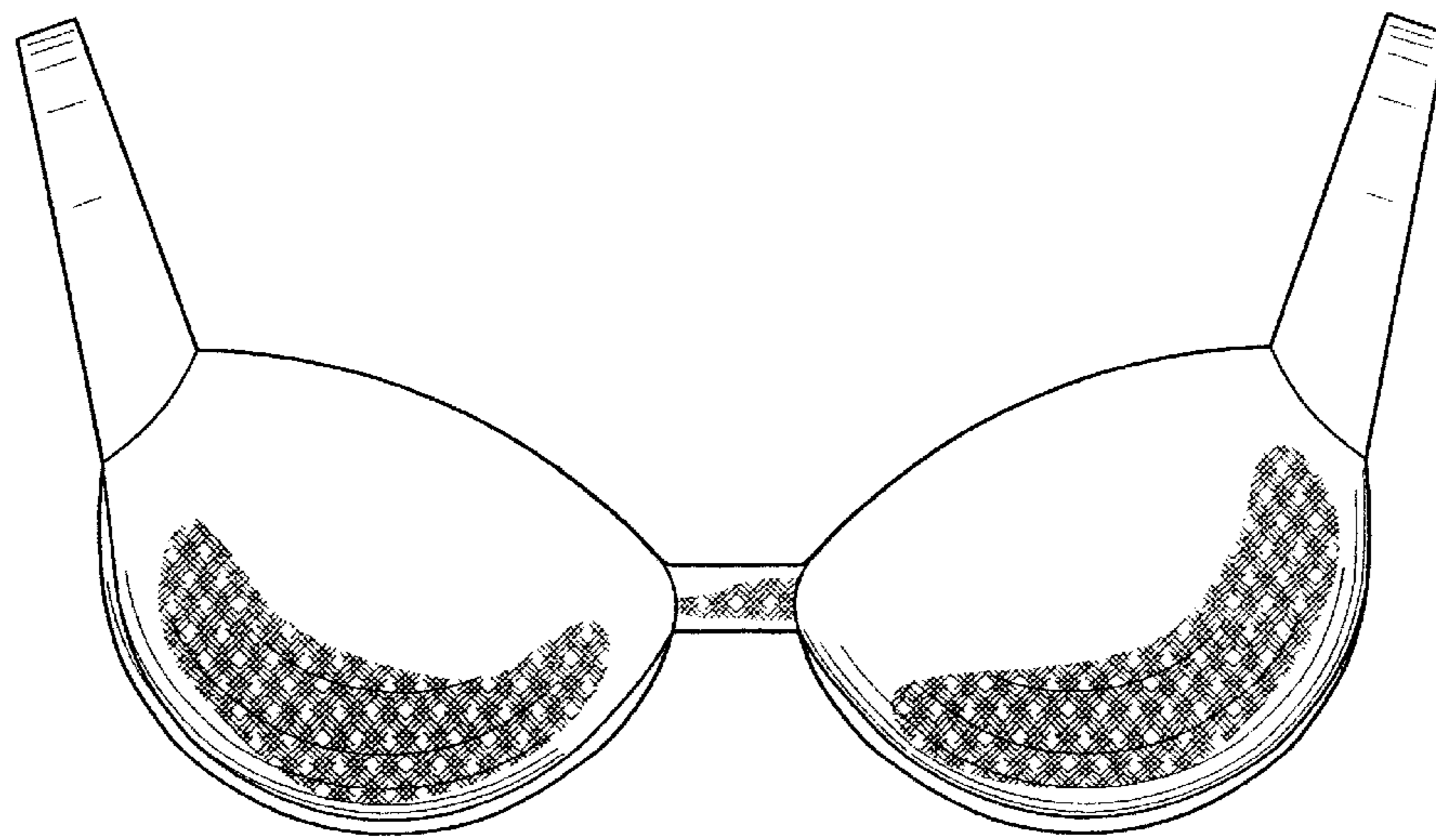


FIG. 1

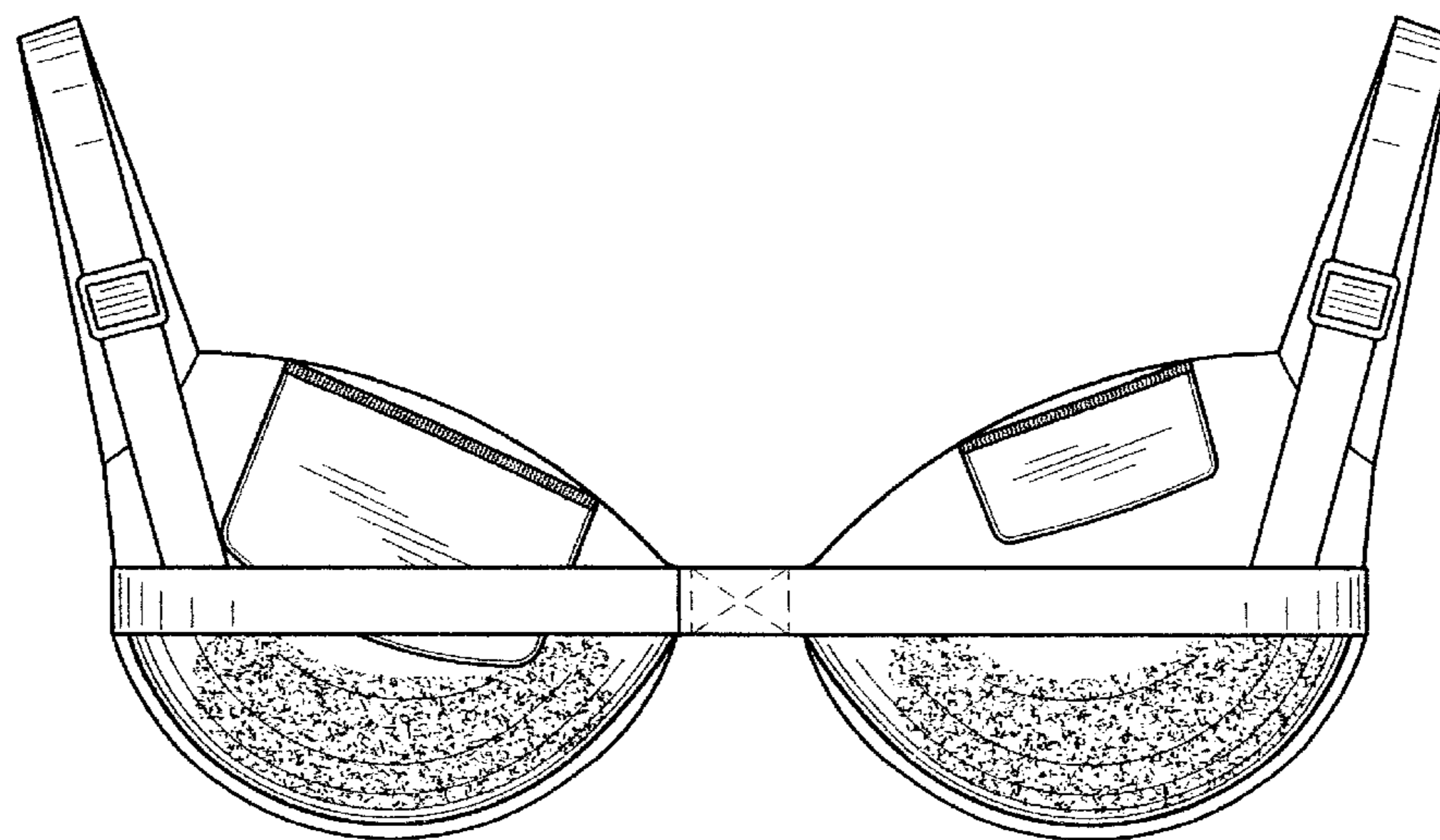


FIG. 2

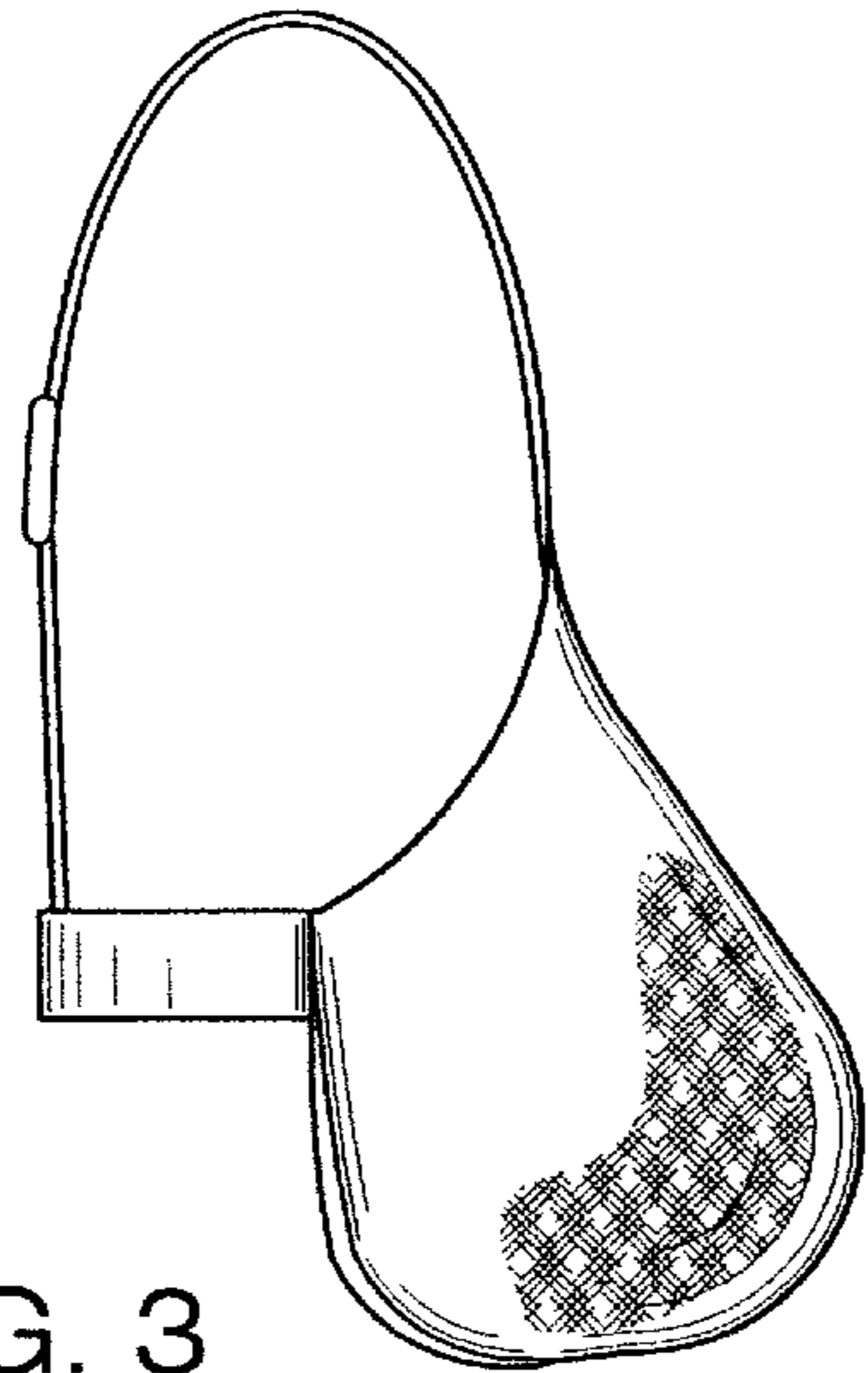


FIG. 3

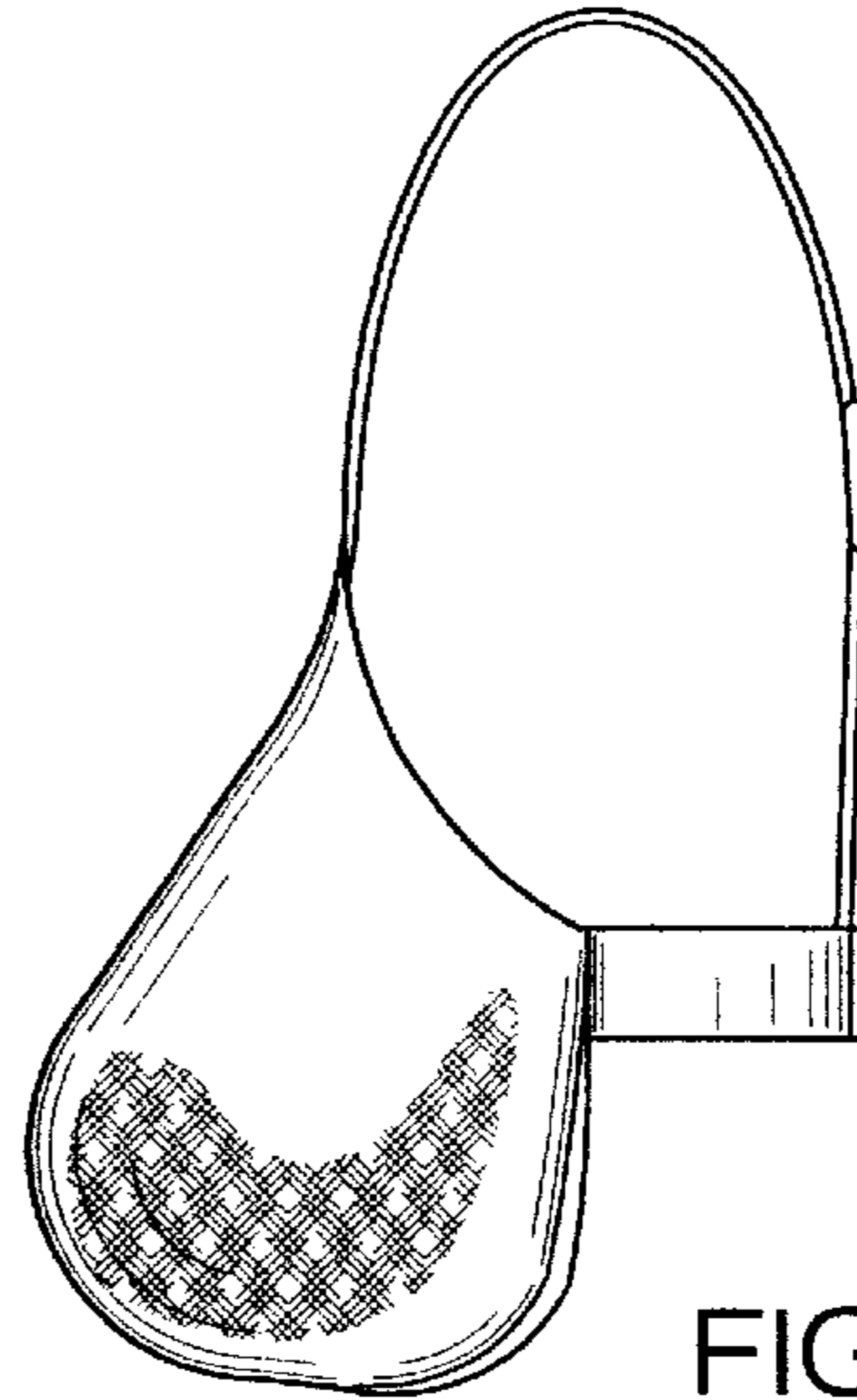


FIG. 4

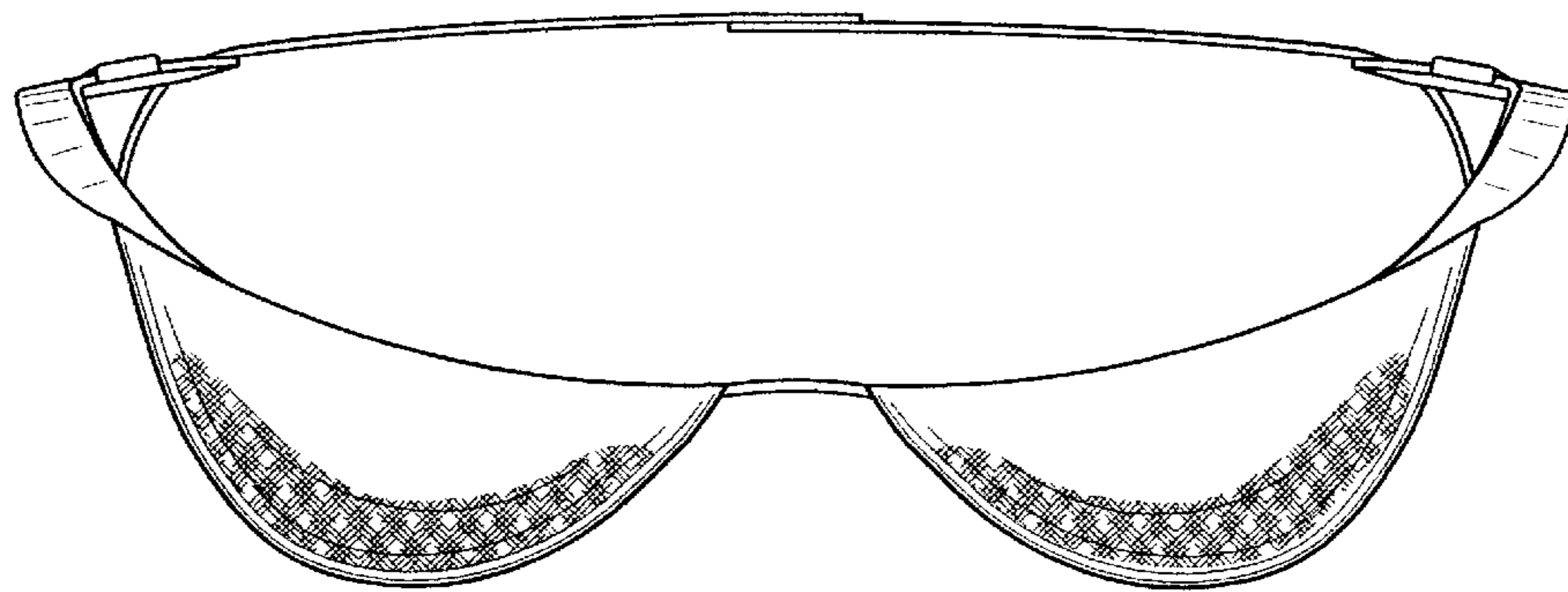


FIG. 5

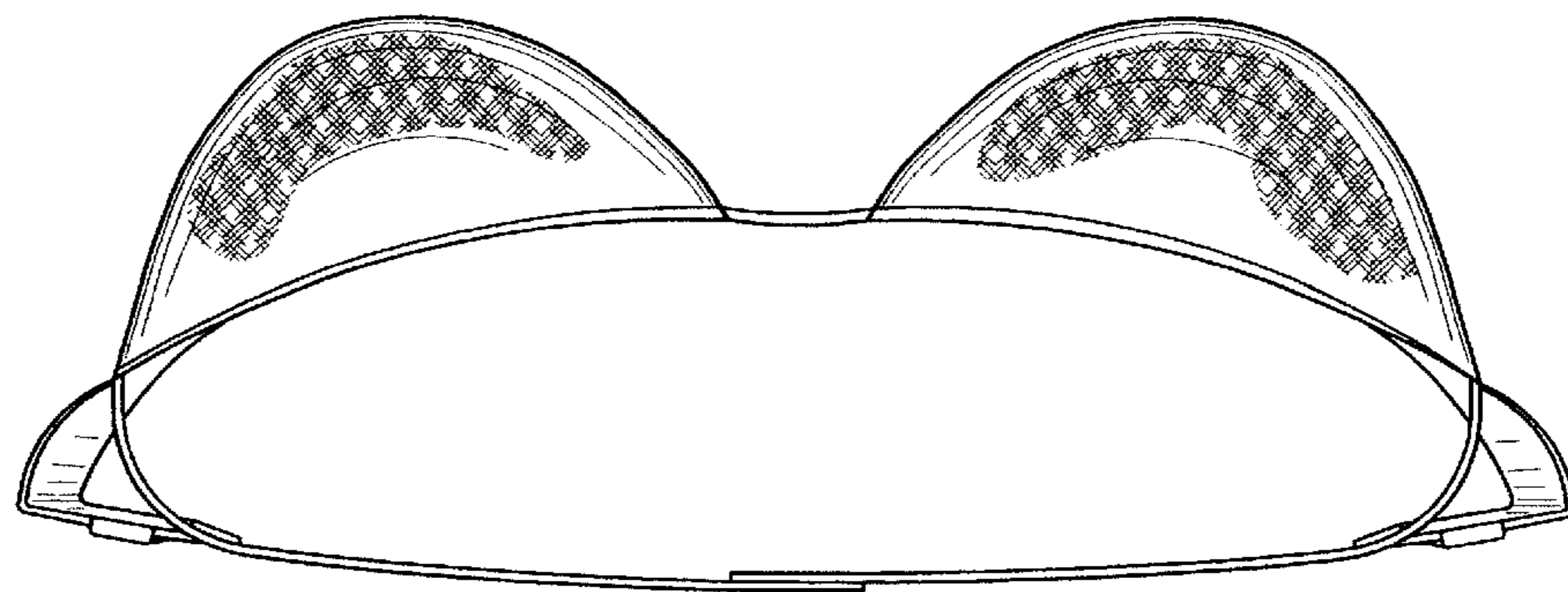


FIG. 6