



US00D529250S

(12) **United States Design Patent**  
**Sofy et al.**

(10) **Patent No.:** **US D529,250 S**

(45) **Date of Patent:** **\*\* Sep. 26, 2006**

(54) **BASKETBALL BASKET CONTAINER**

(75) Inventors: **Janet M. Sofy**, Troy, MI (US); **Robert T. Solomon**, Ray, MI (US); **Mark Schulte**, Troy, MI (US)

(73) Assignee: **HMS Manufacturing Co.**, Troy, MI (US)

(\*\*) Term: **14 Years**

(21) Appl. No.: **29/214,716**

(22) Filed: **Oct. 7, 2004**

(51) **LOC (8) Cl.** ..... **09-09**

(52) **U.S. Cl.** ..... **D34/4; D9/516**

(58) **Field of Classification Search** ..... D34/1,  
D34/4, 5, 6; D32/36, 37; D99/37; D11/149;  
D3/306; D19/82; 273/1.5 R, 1.5 A, 400,  
273/403; 220/908-911; D21/703

See application file for complete search history.

(56) **References Cited**

**U.S. PATENT DOCUMENTS**

3,244,420	A	4/1966	Poynter	
D305,817	S	1/1990	Elliott	
D308,268	S	5/1990	Phelps et al.	
4,926,060	A	5/1990	Sittig	
D308,432	S	* 6/1990	White et al.	D32/37
D309,808	S	* 8/1990	Phelps et al.	D32/37
D321,392	S	11/1991	Chen	
5,064,195	A	11/1991	McMahan et al.	
5,096,191	A	* 3/1992	Fang	473/485

D327,981	S	* 7/1992	Speers	D12/420
D333,373	S	* 2/1993	Pacelli	D99/37
D339,890	S	9/1993	Montgomery	
D360,667	S	* 7/1995	Liu	D21/703
D379,872	S	* 6/1997	Sanchez et al.	D3/306
D383,348	S	* 9/1997	Frankel	D6/563
D395,132	S	* 6/1998	Drew	D99/37
D409,135	S	* 5/1999	Davis	D12/420
D429,896	S	* 8/2000	Clarke	D6/316
D456,739	S	* 5/2002	Hopkins	D11/149
D461,430	S	* 8/2002	Hopkins	D11/149
D475,494	S	6/2003	Kotsias	
2004/0038760	A1	2/2004	Diaz et al.	

\* cited by examiner

*Primary Examiner*—Cynthia E. Ramirez

(74) *Attorney, Agent, or Firm*—Dickinson Wright PLLC

(57) **CLAIM**

We claim the ornamental design for a basketball basket container, as shown herein.

**DESCRIPTION**

FIG. 1 is a perspective view of a basketball basket container showing our new design;

FIG. 2 is a front view thereof;

FIG. 3 is a side view thereof;


FIG. 4 is a back view thereof;

FIG. 5 is a top view thereof; and,

FIG. 6 is a bottom view thereof.

The broken line showing in FIGS. 1, 2 and 5 is for illustrative purposes only and forms no part of the claimed design.

**1 Claim, 6 Drawing Sheets**






FIG - 1




FIG - 2





FIG - 3



**FIG - 4**

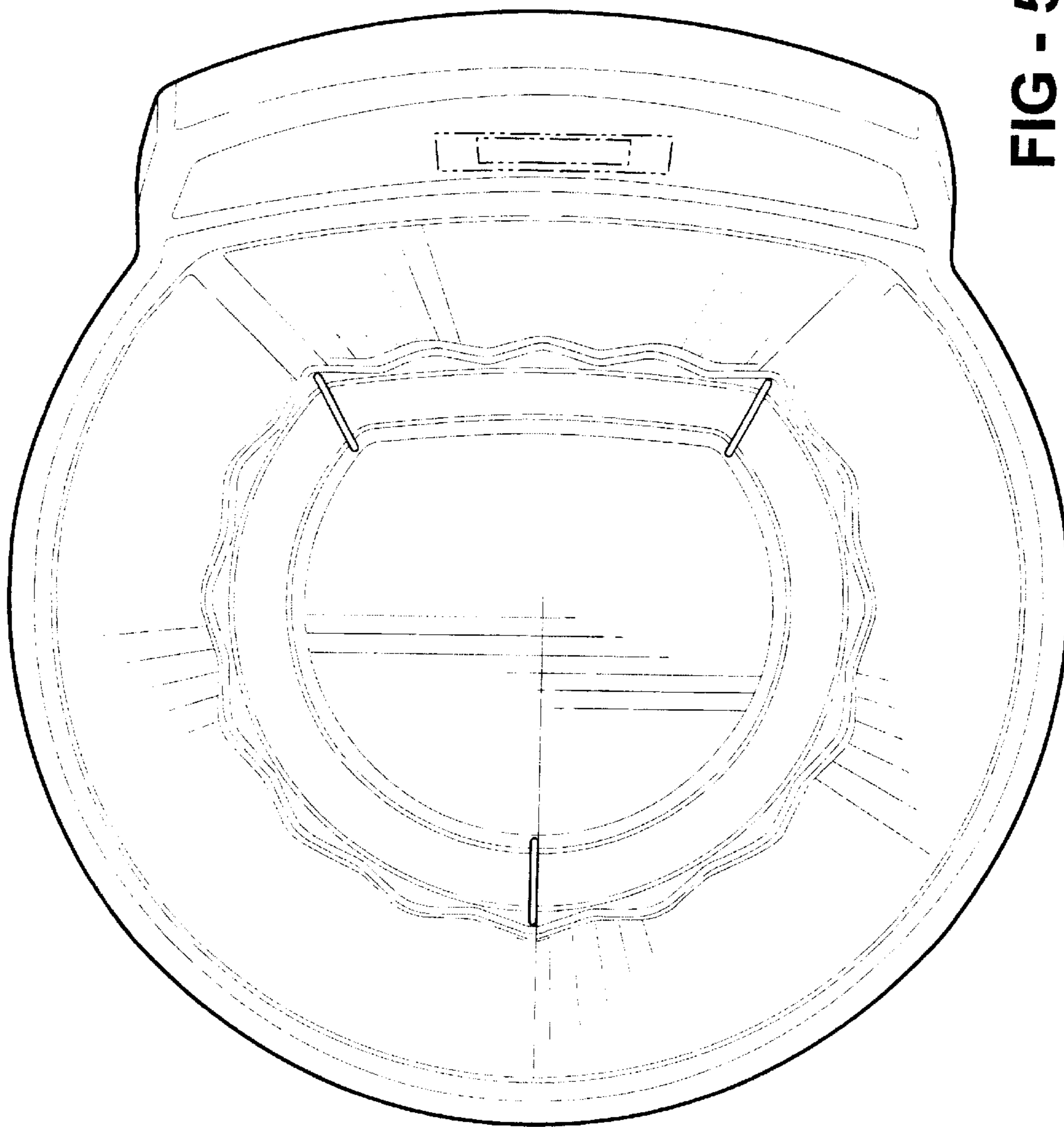


FIG - 5

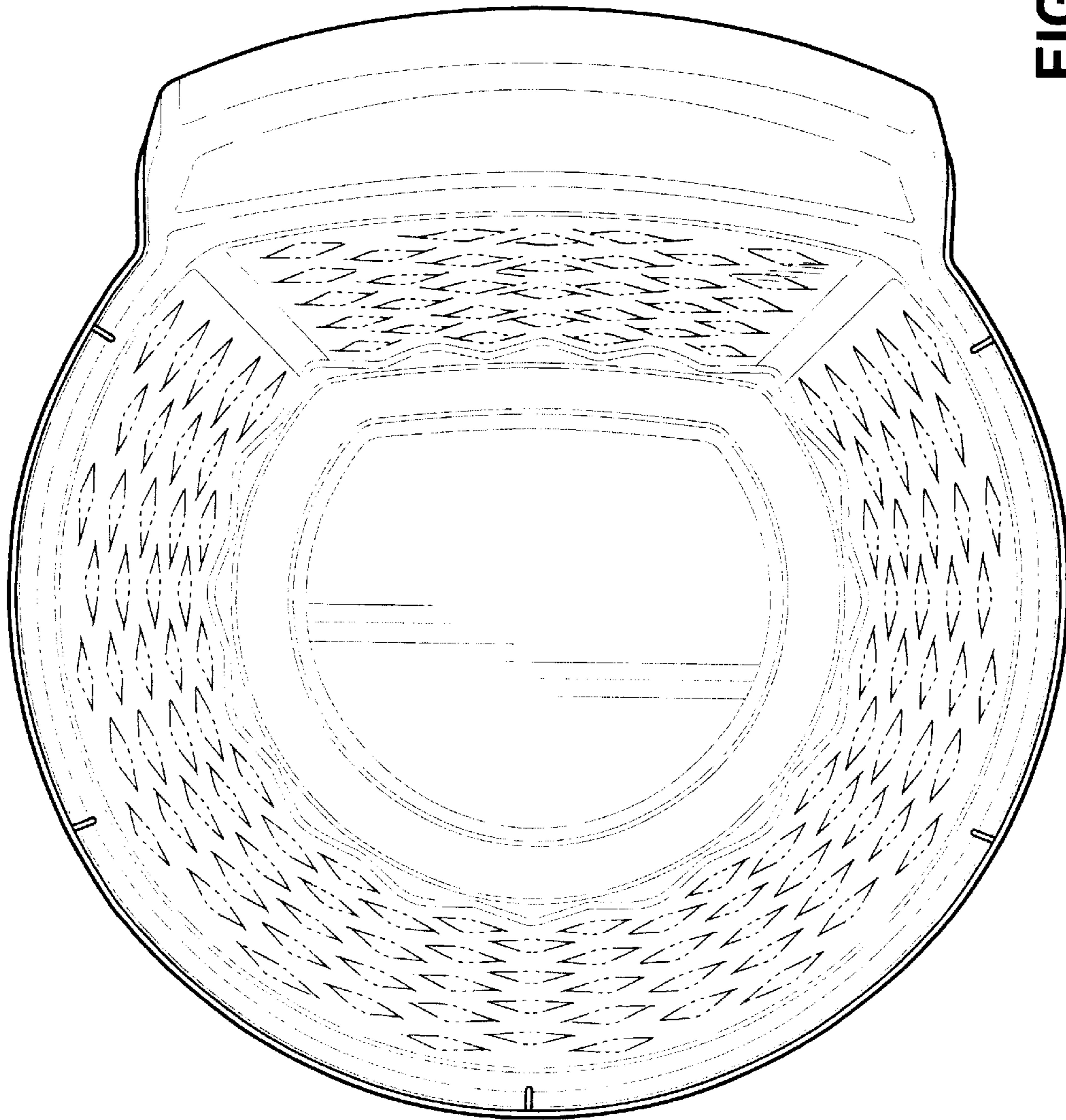


FIG - 6