

US00D529231S

(12) **United States Design Patent** (10) **Patent No.:** **US D529,231 S**
Lau (45) **Date of Patent:** **** Sep. 26, 2006**

(54) **HAIR CLIP**

D429,030 S * 8/2000 Yasuda D28/40
D454,657 S * 3/2002 Lau D28/40
D480,509 S * 10/2003 Yasuda D28/40

(75) Inventor: **Janet M. Lau**, Union City, CA (US)

(73) Assignee: **VisionMax, Inc.**, City of Industry, CA (US)

(**) Term: **14 Years**

(21) Appl. No.: **29/216,899**

(22) Filed: **Nov. 10, 2004**

(51) **LOC (8) Cl.** **28-03**

(52) **U.S. Cl.** **D28/39**

(58) **Field of Classification Search** D28/25,
D28/32, 33, 39, 40, 41, 43; D2/865; D11/184,
D11/202; 132/101, 126, 128, 129, 130, 131,
132/144, 148, 219, 273-284; 428/4, 5
See application file for complete search history.

(56) **References Cited**

U.S. PATENT DOCUMENTS

1,675,806 A * 7/1928 Holden 24/561
2,201,719 A * 5/1940 Eicher 132/277
5,758,672 A * 6/1998 Chou 132/275
5,896,865 A * 4/1999 Patel 132/277
D410,568 S * 6/1999 Yasuda D28/39
D415,312 S * 10/1999 Yasuda D28/40
6,019,108 A * 2/2000 Chen 132/276

* cited by examiner

Primary Examiner—Caron D. Veynar

Assistant Examiner—Zenia I. Bennett

(74) *Attorney, Agent, or Firm*—Jeffer, Mangels, Butler & Marmaro, LLP

(57) **CLAIM**

The ornamental design for a hair clip, as shown and described.

DESCRIPTION

FIG. 1 is a perspective view of the present invention;
FIG. 2 is a front view thereof;
FIG. 3 is a bottom view thereof;
FIG. 4 is a top view thereof;
FIG. 5 is a left side view thereof;
FIG. 6 is a right side view thereof;
FIG. 7 is an elevational view taken in the direction of the line 7—7 in FIG. 2; and,
FIG. 8 is an elevational view taken in the direction of line 8—8 in FIG. 2.

The broken lines in the drawing are for illustrative purposes only and form no part of the claimed design.

1 Claim, 3 Drawing Sheets




FIG. 1

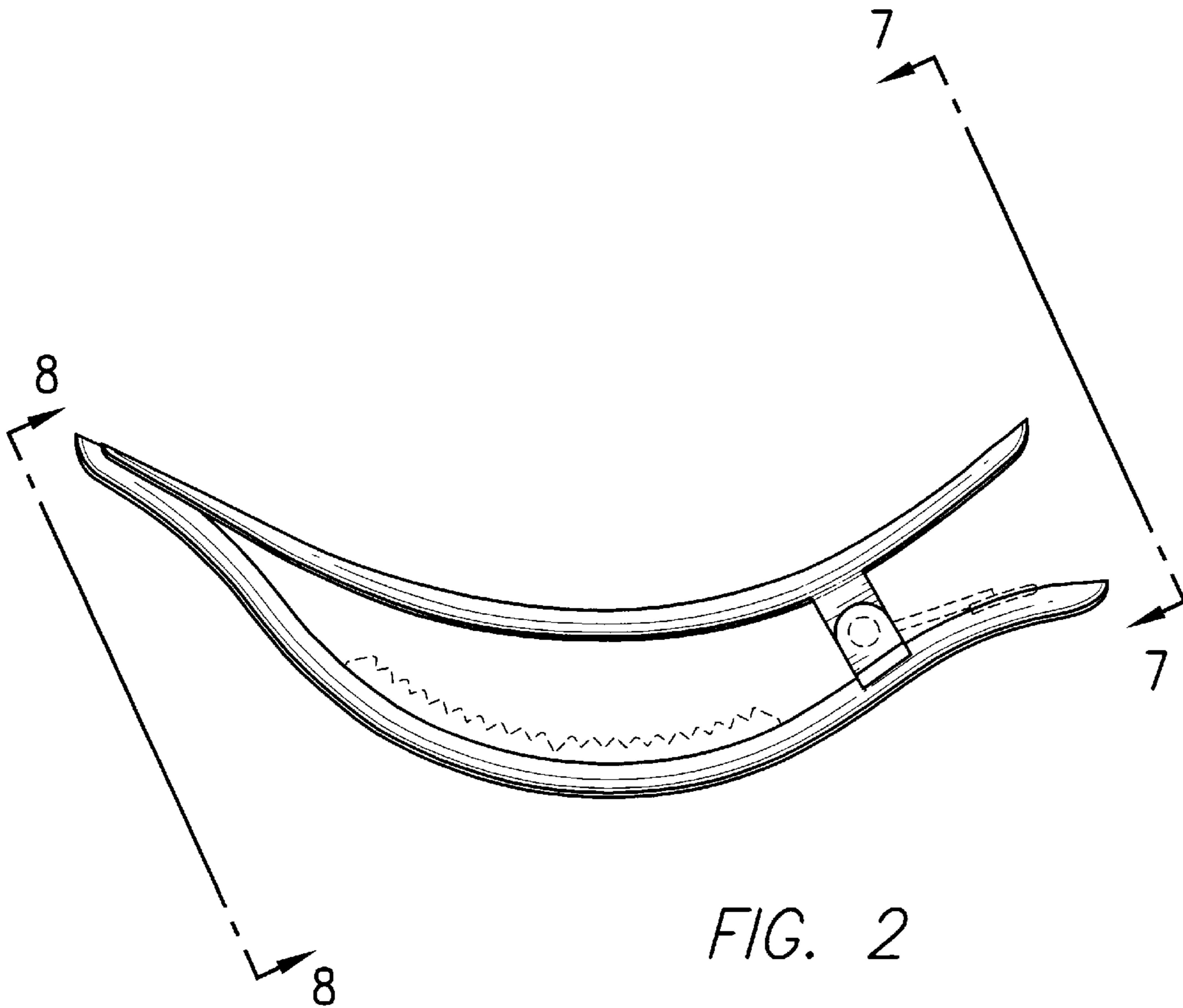
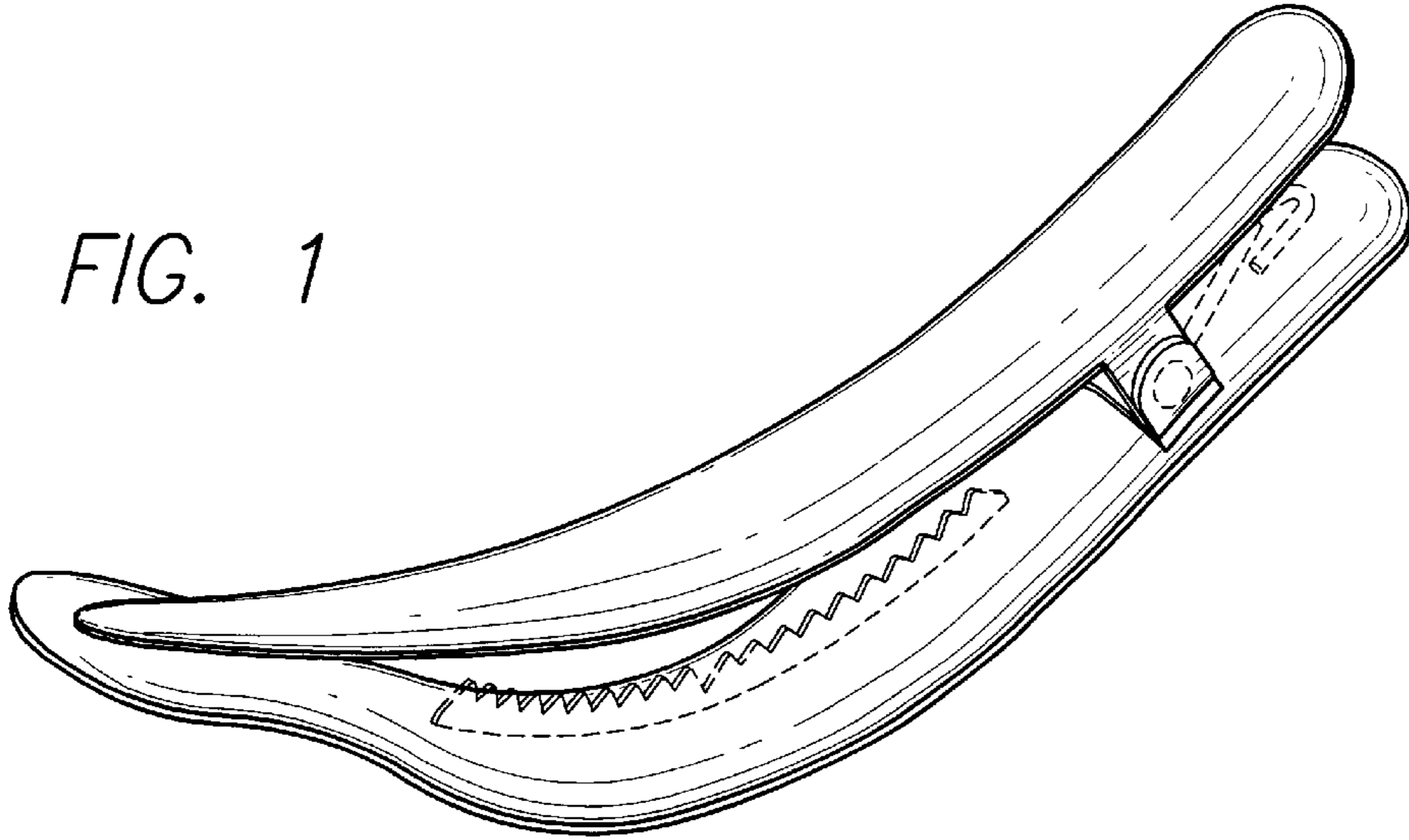


FIG. 2




FIG. 3




FIG. 4




FIG. 5

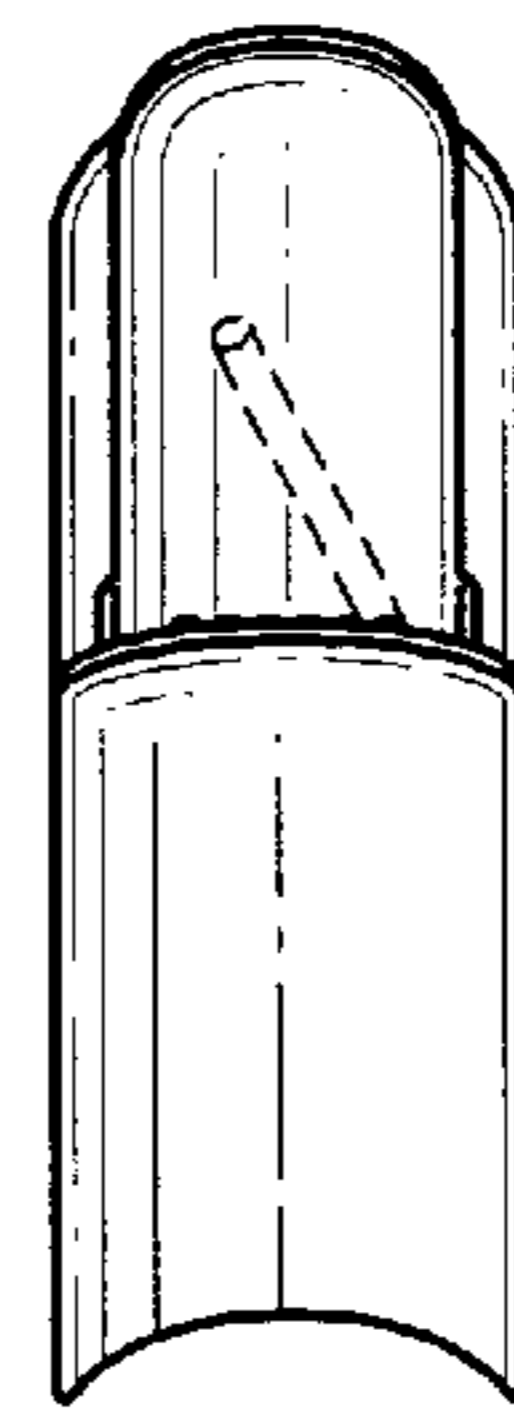


FIG. 6

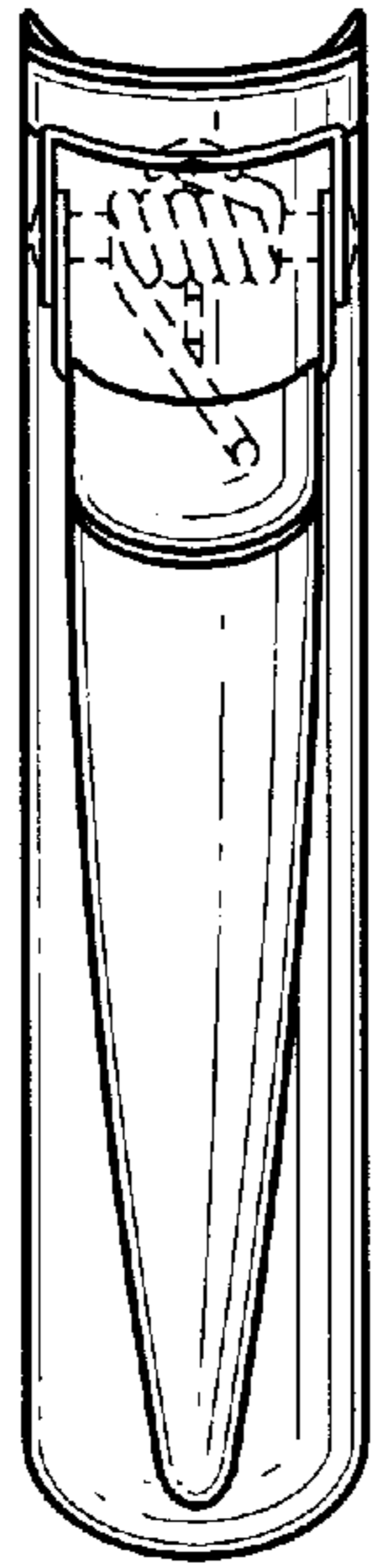


FIG. 7




FIG. 8